

Muffin Monster® Inline/open channel grinders



Main applications

The Muffin Monster® sewage grinders are designed to protect pumps and other equipment by grinding down the toughest wastewater solids. Available in three different models each with two different configurations, they are suitable for applications such as:

- Pump stations
- Sludge processing
- Correctional facilities
- Headworks – primary treatment
- Septage/grease receiving
- Airports

Wipes Ready® Technology

Muffin Monster sewage grinders are available with the unique Wipes Ready suite of technologies. It is designed to capture all wipes in the waste stream and shred them into small pieces that will not reweave into a ragball in sewage systems.

The Wipes Ready technologies applied in Muffin Monster sewage grinders are:

- Wipes Ready cutters* – A combination of serrated cutters and knurled spacers cuts wipes in two directions. The result is smaller particles that cannot reweave downstream.
- Delta P side rails* – Direct solids into the cutters without sacrificing flow rate and prevent debris build-up in the grinder.
- Optimized cut control (OCC)* – The OCC gear ratio optimizes shaft speeds to enhance the cutting action and cleaning of the cutters, which in turn improves the performance and life of the grinder.

Please note that different Muffin Monster models feature different Wipes Ready options. For a complete overview, see page 6.

* Patent pending



Features and benefits



Dual-shafted grinder

- Dual-shafted, slow-speed, high-torque grinder easily shreds the toughest debris, including rocks, wood, wipes, hair, clothing, plastic and other debris
- Capable of grinding a wider variety of solids than single-shafted machines, macerators, or chopper pumps

Automated monitoring and controls

- Protect pumps and other critical equipment from costly clogs and damage from tough solids
- Auto load sensing and reversals reduce interrupts and optimize performance

Wipes Ready® technology

- Wipes Ready technology available which prevents materials from forming long strips and reweaving in the waste stream

Compact and efficient design

- Adapts to pipelines or channels with little or no modification
- Custom stainless-steel frames allow easy installation in channels, wet wells and pump stations
- Inline 30K Muffin Monster offers easy removable cartridge maintenance that allows for overhaul without removing the unit from the pipeline

Lower operating cost

- Clear pipes and pumps means shorter pump run cycles and lower electrical costs

The Muffin Monster® range

Muffin Monster sewage grinders represent the best-in-class technology for wastewater solids reduction. With over 35'000 installations, the proven capabilities of the Muffin Monster is legendary in providing solutions for the ever more stringent operational needs arriving throughout the industry.

10K series Muffin Monster


The 10K series Muffin Monster is a compact grinder, tough on solids in sludge and sewage applications. It fits into areas with limited space requirements while still providing the necessary power for downstream protection. The 10K series is an ideal, low-cost solution that goes beyond sludge grinding at resource recovery facilities. It fits perfectly into office buildings, apartment complexes, resorts, retail centers and package treatment plants.

30K series Muffin Monster

Troublesome solids are now easier than ever to reduce with the Muffin Monster dual-shafted grinder. Its slow speed, high-torque design shreds tough solids that typically cause sewer problems. The 30K Muffin Monster is available as both inline and open channel configurations.

40K series Muffin Monster

The 40K series Muffin Monster excels in wet and dry grinding applications. It is a powerful shredder for large processing systems. It also serves in many industrial applications including fish and beef processing, petroleum, pulp and paper mills, chemical plants, and recycling plants.



Product comparison

Muffin Monster® 10K series

Hex shafts: 50 mm

Motor: standard 1.5 kW; 25:1 reducer

Cutter size: 120 mm diameter

Seal max working pressure: 6 bar

Inline model	Flow rate (1) m³/h	Pipeline size mm	Pressure drop bar
10000-B100-DI	62	100	0.03
10000-B150-DI	125	150	0.09

(1) 0-2% solids

Open channel model	Flow rate (2) m³/h	Head drop mm
10002-0008-DI	41.4	146

(2) Flow based on optimum channel conditions.

Muffin Monster® 30K series

Hex shafts: 50 mm

Motor: standard 2.2 kW; 25:1 reducer

Cutter size: 120 mm diameter

Seal max working pressure: 10.3 bar

Inline model	Flow rate m³/h	Pipeline size mm	Pressure drop bar
30004T-B100	102	100	0.04
30004T-B150	159	150	0.08
30004T-B200	250	200	0.21
30004T-B250	386	250	0.20
30004T-B300	556	300	0.40

Open channel model	Flow rate (1) m³/h	Head drop mm
30005-0012	141	290
30005-0018	223	405
30005-0024	311	405
30005-0032	477	445
30005-0040	686	495
30005-0060	1'277	760

(1) Flow based on optimum channel conditions.

Muffin Monster® 40K series

Hex shafts: 64 mm

Motor: standard 7.5 kW; 35:1 reducer

Cutter size: 190 mm diameter

Seal max working pressure: 10.3 bar

Inline model	Flow rate m³/h	Pipeline size mm	Pressure drop bar
40002-18B300	612	300	0.24
40002-24B400	999	400	0.15
40002-24B450	1'249	450	0.23
40002-32B500	1'558	500	0.29

Open channel model	Flow rate (1) m³/h	Head drop mm
40002-0018	207	203
40002-0024	327	406
40002-0032	477	457


(1) Flow based on optimum channel conditions.

For information on dimensions and net weight, please visit www.sulzer.com



Options

To extend the performance of your Muffin Monster®, we offer several options.
For information about which options are available for each of our Muffin Monster sewage grinders, please visit www.sulzer.com



Cutters

- 7, 11, 13 and 17* tooth options

* Wipes Ready® serrated cutters



Motors

- IP55 TEFC motor, standard
- IP55 TEFC motor for ATEX: (Ex d IIC T4), optional
- IP68 immersible motor ATEX: (Ex de IIB T4), optional
- IP55 integrated drive, 10K only



Smart controller

- Load-sensing control system automatically reverses to clear jams

Custom frames

- Stainless steel frames for easy installation

Wipes Ready® feature availability

	10K in-line Muffin Monster	10K open channel Muffin Monster	30004T in-line Muffin Monster	30005 open channel Muffin Monster
17 tooth Wipes Ready cutters*	Optional	Optional	Optional	Optional
Delta P side rails*				•
Optimized cut control*	•	•	•	•

* Patent pending

We do what we say



Operational excellence

We continuously strive to be faster and better.



Customer partnership

Together, we win.

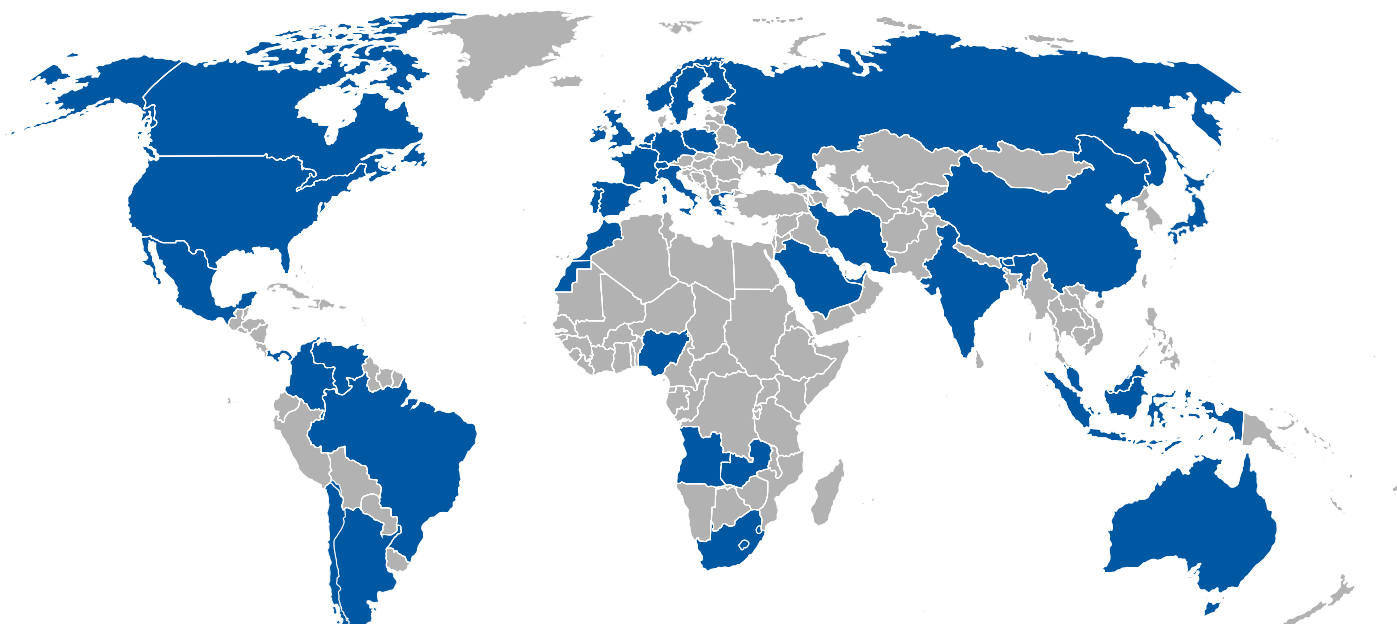


Committed people

We build on the strengths and diversity of our people.

A global specialist at your doorstep

Sulzer serves clients worldwide through a network of over 150 production and service sites and has a strong footprint in emerging markets.





www.sulzer.com

E10551 en 9.2018, Copyright © Sulzer Ltd 2018

This brochure is a general presentation. It does not provide any warranty or guarantee of any kind. Please, contact us for a description of the warranties and guarantees offered with our products. Directions for use and safety will be given separately. All information herein is subject to change without notice.