

Its integrated technology enables a steady weld. Ideal for professional for a regular and intensive work. It's also a light machine (4.2kg) easy to carry.

ELECTRODES FROM 1.6 TO 4

- Welds Rutils, Cast-iron and Stainless-steel electrodes.

«SCRATCH» TIG

- For work on thin metal sheets.

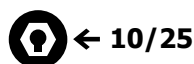
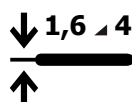
ARC QUALITY

- Instantaneous start
- High penetration and arc stability.



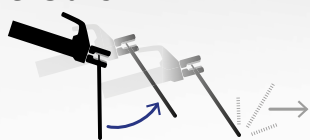
POWER CONTROLLED

- Low consumption 16A-230V.
- Tolerant to current fluctuation or arc length.
- Protected and compatible with generator 6Kw (7.5Kva).



INVERTER TECHNOLOGY

HOT START
Additional power to start the arc



ANTISTICKING
Decrease of current to release the electrode



ARC FORCE
Instantaneous increase of current



FEATURES











Supplied in a box set which includes:

- Earth clamp
- Electrode holder
- Strap



- LCD TECHNO 11 Welding Helmet
- Chipping hammer
- Brush
- Leather welding apron
- Welding gloves
- 50 steel electrodes Ø 2.0 mm

 50/60Hz		I₂ MMA (A)	 1h ø1,6	 MINI 20° ø2 ø2,5 ø3,2 ø4				X% (20°C)	EN60974-1 (40°C) IA (60%) X% (I2 max)		U₀	 Cm	 Kg	  Protected & compatible Power generator (+/- 15%)
230v	16A	10 → 160	62	50	47	45	22	60%@160A	85A	14%	72V	11x17x27	4,2	6 Kw - 7,5 Kva