



CUTTING

SERVOCUT

301

SERVOCUT®

301



SERVOCUT 301 is an advanced universal metallographic cutting machine used to cut a very wide range of materials.

- Powerful, with spacious cutting chamber
- Fully automatic
- Programmable with HMI touch screen controls
- X-Y-Z three axes cutting capability
- Automatic control of cutting parameters
- Chop cutting and Table-feed cutting combined with pulse cutting
- Optional cutting methods for hard and difficult workpieces; StepCut, SegmentCut, DiagonalCut
- Multi-slice automatic serial cutting of plane parallel sections

Design

Specimen integrity begins with high quality cutting. Perfectly cut surfaces reduce the number of subsequent preparation stages and shorten the total sample preparation time to the minimum. SERVOCUT 301 offers the advantage of combining different cutting techniques and methods into the same machine to obtain superior cut surfaces for a broad range of heavy duty cutting applications.

SERVOCUT 301 has X-Y-Z triple axes cutting capability:

Z-axis Chop cutting: The specimen is clamped and the cut-off wheel approaches the specimen.

Y-axis Table-feed cutting: Feeding the clamped specimen into a rotating cut-off wheel using a T-slotted feed table.

X-axis Parallel Cutting (optional): Parallel serial sectioning in the x-axis with optional movable x-bed.

SERVOCUT 301 consists of a cast aluminium base on which the motor and the working space are provided in the form of two separate housings. A large window of Lexan and a sealed LED lamp in the cutting chamber allow precise observation of the cutting process at an optimum degree of safety. A standard 80 mm dia. outlet for fume extraction is at the back of the hood. A large, T-slotted feed table located in the cutter's generous work area can accommodate a variety of different clamping devices which need to be selected. The feed table provides a long travel depth making the SERVOCUT 301 ideal for cutting long or deep samples in a single pass. Side access port makes it possible to make transverse sections on long specimens. Stainless small parts tray to catch small specimens is supplied with the cutting table as standard.



Large cutting chamber



Automatic or manual drive systems



Small parts tray to catch tiny parts

SERVOCUT 301 cutting machine has the highest safety standards. The interlocking safety device does not allow the motor to be started unless the hood is closed. The hood can not be opened before the cutting motor

is stopped. The electronic brake system, which is a standard feature, brings the cutter to a quick full stop in seconds after it has been switched off.

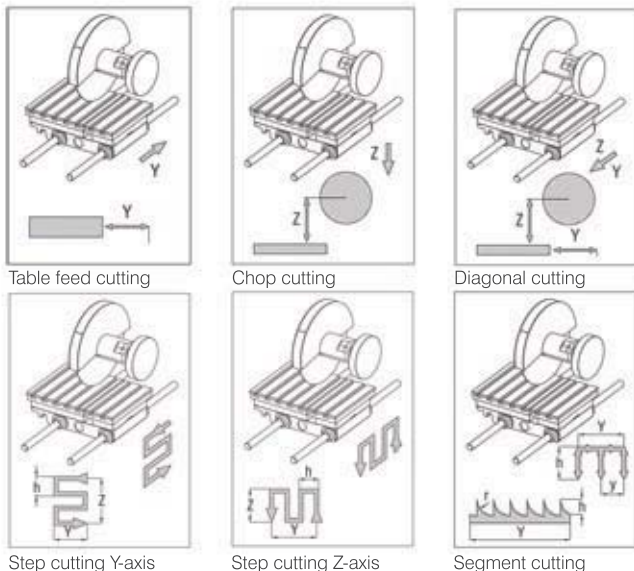
Automatic Operation



SERVOCUT 301-AA Automatic chop and table feed cutter



Multi-slice automatic serial cutting of plane parallel sections



Cutting Parameters:

The preselection of the cutting force level as well as the setting of cutting feed rate (0,1-5mm/sec) is possible from the touch screen LCD. The feed rate is automatically adjusted, if needed reduced, resulting in perfect cuts and eliminating sample and machine damage. Pulse cutting mode is a standard feature in all automatic models for cutting extra hard specimens. Optional speed regulating unit is available to adjust the cut-off wheel speed between 600-4000 rpm.

Programmable Return Positions

SERVOCUT 301 has 3 different stop modes:

Auto stop: Stops when the specimen has been cut through.

Relative Stop: Stops when it has returned to its starting point.

Absolute Stop: Stops when the ultimate reset point in all axes has been reached.

Database

A library of 25 different cutting programs with related specimen name or number can be saved with all cutting parameters which can be recalled at anytime. Data with Metkon cutting consumables is also listed for easy selection.

SERVOCUT 301 automatic models have advanced techniques and software with programmable HMI touch screen controls increasing the productivity, sample consistency and operator comfort.

Cutting Methods

Chop cutting (Z-axis) and Table feed cutting (Y-axis) combined with pulse cutting in automatic models is standard.

Optional Cutting Methods:

Diagonal Cut - for increased cutting capacity.

Step Cut - for extra hard materials

Segment Cut - for difficult workpieces

are available which make SERVOCUT 301 the perfect choice for a broad range of heavy duty cutting applications.

Multi-Slice Cutting:

The optional automatic x-table allows programmable plane parallel sectioning. Slices of equal thickness with number of slices as well as programming slices of different thickness is possible.

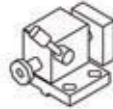


HMI touch screen controls with various cutting methods and database with cutting programs and maintenance monitoring

Clamping Devices

Many sample preparations applications require the sectioning of a specimen from a small or irregularly shaped sample or component part. The small size or irregular sample shape can create positioning and clamping difficulties for the operator. To overcome these difficulties, METKON offers a number of special clamping devices for use with SERVOCUT abrasive cutters. METKON cut-off machines are equipped with stainless T - slot clamping tables. All clamping devices are made of stainless steel and can be attached to the cutters T - slot beds in seconds for fast and positive clamping of parts having virtually any configuration.

Quick Acting
Clamping Vise
Assembly,Right



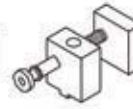
GR 0172

Quick Acting
Clamping Vise
Assembly,Left



GR 0170

Compact Vise
Assembly
Spring Loaded



GR 0151

Vertical
Clamping
Spring loaded



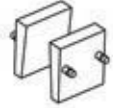
15 01

Adjustable
Mechanical
Stop



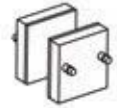
GR 0150

Prism Jaw Block
Set for Round
Specimens



GR 0010

Rubber Coated
Jaws for Sensitive
Specimens



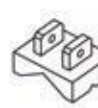
GR 0011

Height Block



15 03

Longitudinal
V - Shoe



YM 1058

Traverse
V - Shoe



YM 1059

Cooling System

A closed loop recirculating cooling unit is a standard part of the machine. The cutting surface is cooled by spray nozzles whose water jets hit both the cutting wheel and the specimen. This provides an efficient cooling of the sample and prevents the overheating of the surface structure.

For cutting materials which generate a lot of swarf or for higher volume usage, we recommend " Band filter Unit " which is optionally available.

It is environmentally friendly filtering the coolant and depositing the swarf in a separate container for easy disposal.



SERVOCUT 301-MM Manual chop
and table feed cutter



Band filter unit



Efficient cooling to prevent overheating

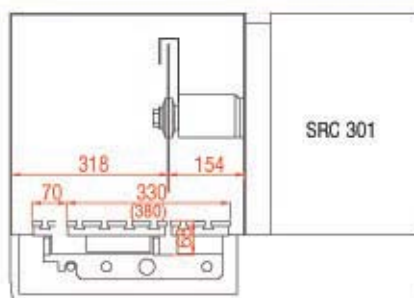
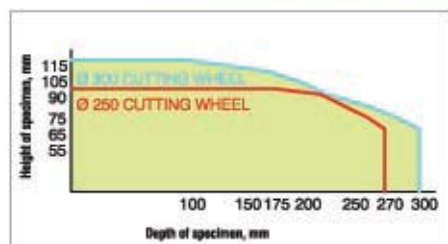


Recirculating cooling unit

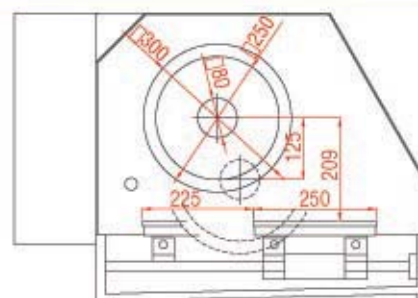


SERVOCUT 301 with floor cabinet

SERVOCUT 301



Front View - Cutting Chamber Dimensions



Side View - Cutting Chamber Dimensions

[illegible]

Specifications

14 57 SERVOCUT 301-AA

Automatic Abrasive Cutting Machine
Programmable with 5,7" HMI touch screen control, with automatic chop cutting and automatic table-feed cutting systems, with various cutting methods, programmable with LCD display of cutting parameters, accurate and motorized positioning of the specimen in X - Y and Z axis (X-axis for plane parallel cutting is optional), integrated feed path control, power dependent adjustable feed rate, variable cutting force, pulse cutting mode, bar graph overload display, compact cutting motor, 2800 rpm cutting speed, with electronic brake system, cutting capacity upto 90/110 mm solid stock, with cut-off wheels upto ø250/300mm, twin T-slotted table(Y-direction only) made of stainless steel, bottom part as rugged alloy base casting, 80 lt recirculating cooling unit with connection hoses, ready for operation. Without clamping devices.
Includes a standard set of cutting consumables composed of:
*An assortment of 20 cut-off wheels with 300 mm dia.
*5 lt of Metcool cooling fluid.
400 V, 3 phase, 50 Hz.

- 14 57-AX** as above(14 57) and including an automatically driven X-axis table with 70mm travel for programmable serial plane parallel cutting.
14 57-V as above(14 57) and with variable cutting speed 600-4000 rpm.
14 57-V-AX as above(14 57) and with variable cutting speed 600-4000 rpm. and including an automatically driven X-axis table with 70mm travel for programmable serial plane parallel cutting.

GR 0925 Software package for optional cutting methods;
DiagonalCut, StepCut, SegmentCut

14 56 SERVOCUT 301-MA

Automatic Abrasive Cutting Machine
Programmable with 5,7" HMI touch screen control, with handwheel driven chop cutting and automatic driven table-feed cutting systems, with various cutting methods, programmable with LCD display of cutting parameters, accurate and motorized positioning of the specimen in X and Y axis (X-axis for plane parallel cutting is optional), manual positioning of the cutting wheel in Z-axis, integrated feed path control, power dependent adjustable feed rate, variable cutting force, pulse cutting mode, bar graph overload display, compact cutting motor, 2800 rpm cutting speed, with electronic brake system, cutting capacity upto 90/110 mm solid stock, with cut-off wheels upto ø250/300mm, twin T-slotted table(Y-direction only) made of stainless steel, bottom part as rugged alloy base casting, 80 lt recirculating cooling unit with connection hoses, ready for operation. Without clamping devices.
Includes a standard set of cutting consumables composed of:
*An assortment of 20 cut-off wheels with 300 mm dia.
*5 lt of Metcool cooling fluid.
400 V, 3 phase, 50 Hz.

- 14 56-MX** as above(14 56) and including a manually driven X-axis table with 70mm travel for plane parallel cutting.
14 56-AX as above(14 56) and including an automatically driven X-axis table with 70mm travel for programmable serial plane parallel cutting.

- 14 56-V** as above(14 56) and with variable cutting speed 600-4000 rpm.
14 56-V-MX as above(14 56) and with variable cutting speed 600-4000 rpm. and including a manually driven X-axis table with 70mm travel for plane parallel cutting.

- 14 56-V-AX** as above(14 56) and with variable cutting speed 600-4000 rpm. and including an automatically driven X-axis table with 70mm travel for programmable serial plane parallel cutting.

14 55 SERVOCUT 301-MM

Abrasive Cutting Machine, with handwheel driven chop cutting and table-feed cutting systems, manual positioning of the specimen in X and Y axis (X-axis for plane parallel cutting is optional), manual positioning of the cutting wheel in Z-axis, compact cutting motor, 2800 rpm cutting speed, with electronic brake system, cutting capacity upto 90/110 mm solid stock, with cut-off wheels upto ø250/300mm, twin T-slotted clamping table made of stainless steel, bottom part as rugged alloy base casting, 80 lt recirculating cooling unit with connection hoses, ready for operation. Without clamping devices.
400 V, 3 phase, 50 Hz.
Includes a standard set of cutting consumables composed of:
*An assortment of 20 cut-off wheels with 300 mm dia.
*5 lt of Metcool cooling fluid.

- 14 55-MX** as above(14 55) and including a manually driven X-axis table with 70mm travel for plane parallel cutting.

Clamping Devices for SERVOCUT 301 :

- GR 0170** Quick Acting Clamping Vise Assembly, Left, for SRC.301 (Stainless Steel)
GR 0172 Quick Acting Clamping Vise Assembly, Right, for SRC.301 (Stainless Steel)
GR 0010 Prism Jaw Block Set for round specimens
GR 0011 Rubber coated jaw block set for sensitive specimens
GR 0151 Compact Vise Assembly, Spring Loaded, for SRC.301 (Stainless Steel)
15 01 MBU 1011 Vertical Clamping Device with clamping shoe, clamping height upto 90 mm. (for irregular specimens)
15 03 MK 10 21 Height Block, 60 mm
YM 1058 Longitudinal V-Shoe
YM 1059 Traverse V-Shoe
GR 0150 Adjustable Mechanical Stop, to adjust the cutting length of the specimen up to 60 mm for repetitive cuts.
GR 0453 Fastener vise for longitudinal sectioning of screws, fasteners tubes, etc. from 12 to 45 mm. in length
GR 1230 Angular cutting Fixture, for cutting upto 45 degrees angle, complete with its vise and ready for operation.

Accessories for SERVOCUT 301

- GR 0760** Cabinet for floor model - SRC.301

* Other voltages and frequencies available upon request.
Please state when ordering.
All specifications are subject to change without notice.



Metkon Instruments Ltd.
Demirtas Organize San. Bölgesi Ali Osman Sönmez Cd. No:14 Bursa / TURKEY
Tel: +90.224.261 18 40 Fax: +90.224.261 18 44
E-Mail: metkon@metkon.com Web: www.metkon.com

Distributor:



CUTTING

SERVOCUT

401



metken®
METALLOGRAPHY

SERVOCUT®

401



SERVOCUT 401 is an advanced universal metallographic cutting machine used to cut a very wide range of materials.

- Powerful, with spacious cutting chamber
- Fully automatic
- Programmable with HMI touch screen controls
- X-Y-Z three axes cutting capability
- Automatic control of cutting parameters
- Chop cutting and Table-feed cutting combined with pulse cutting
- Optional cutting methods for hard and difficult workpieces; StepCut, SegmentCut, DiagonalCut
- Multi-slice automatic serial cutting of plane parallel sections

Design

Specimen integrity begins with high quality cutting. Perfectly cut surfaces reduce the number of subsequent preparation stages and shorten the total sample preparation time to the minimum.

SERVOCUT 401 offers the advantage of combining different cutting techniques and methods into the same machine to obtain superior cut surfaces for a broad range of heavy duty cutting applications.

SERVOCUT 401 has X-Y-Z triple axes cutting capability:

Z-axis Chop cutting: The specimen is clamped and the cut-off wheel approaches the specimen.

Y-axis Table-feed cutting: Feeding the clamped specimen into a rotating cut-off wheel using a T-slotted feed table.

X-axis Parallel Cutting (optional): Parallel serial sectioning in the x-axis with optional movable x-bed.

SERVOCUT 401 consists of a cast aluminium base on which the motor and the working space are provided in the form of two separate housings. A large window of Lexan and a sealed LED lamp in the cutting chamber allow precise observation of the cutting process at an optimum degree of safety. A standard 80 mm dia. outlet for fume extraction is at the back of the hood.

A large, T-slotted feed table located in the cutter's generous work area can accommodate a variety of different clamping devices which need to be selected. The feed table provides a long travel depth making the SERVOCUT 401 ideal for cutting long or deep samples in a single pass. Side access port makes it possible to make transverse sections on long specimens. Stainless small parts tray to catch small specimens is supplied with the cutting table as standard.

SERVOCUT 401 cutting machine has the highest safety standards. The interlocking safety device does not allow the motor to be started unless the hood is closed. The hood can not be opened before the cutting motor is stopped. The electronic brake system, which is a standard feature, brings the cutter to a quick full stop in seconds after it has been switched off.



Large cutting chamber with various clamping devices

Automatic Operation



SERVOCUT 401-AA Automatic chop and table feed cutter

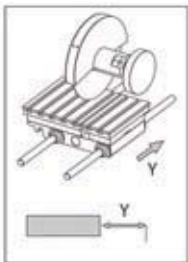
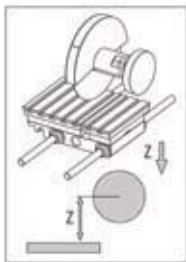
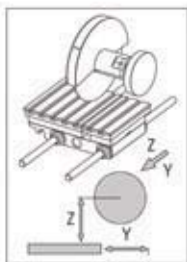


Table feed cutting



Chop cutting



Diagonal cutting



Step cutting Y-axis



Step cutting Z-axis



Segment cutting

Cutting Parameters:

The preselection of the cutting force level as well as the setting of cutting feed rate (0,1-5mm/sec) is possible from the touch screen LCD. The feed rate is automatically adjusted, if needed reduced, resulting in perfect cuts and eliminating sample and machine damage. Pulse cutting mode is a standard feature in all automatic models for cutting extra hard specimens. Optional speed regulating unit is available to adjust the cut-off wheel speed between 600-3200 rpm.

Programmable Return Positions

SERVOCUT 401 has 3 different stop modes:

Auto stop: Stops when the specimen has been cut through.

Relative Stop: Stops when it has returned to its starting point.

Absolute Stop: Stops when the ultimate reset point in all axes has been reached.

Database

A library of 25 different cutting programs with related specimen name or number can be saved with all cutting parameters which can be recalled at anytime. Data with Metkon cutting consumables is also listed for easy selection.



Multi-slice automatic serial cutting of plane parallel sections

SERVOCUT 401 automatic models have advanced techniques and software with programmable HMI touch screen controls increasing the productivity, sample consistency and operator comfort.

Cutting Methods

Chop cutting (Z-axis) and Table feed cutting (Y-axis) combined with pulse cutting in automatic models is standard.

Optional Cutting Methods:

Diagonal Cut - for increased cutting capacity.

Step Cut - for extra hard materials

Segment Cut - for difficult workpieces

are available which make SERVOCUT 401 the perfect choice for a broad range of heavy duty cutting applications.

Multi-Slice Cutting:

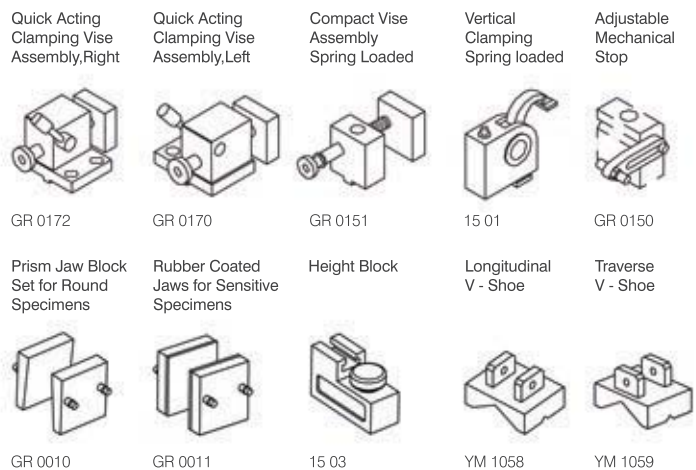
The optional automatic x-table allows programmable plane parallel sectioning. Slices of equal thickness with number of slices as well as programming slices of different thickness is possible.



HMI touch screen controls with various cutting methods and database with cutting programs and maintenance monitoring

Clamping Devices

Many sample preparations applications require the sectioning of a specimen from a small or irregularly shaped sample or component part. The small size or irregular sample shape can create positioning and clamping difficulties for the operator. To overcome these difficulties, METKON offers a number of special clamping devices for use with SERVOCUT abrasive cutters. METKON cut-off machines are equipped with stainless T - slot clamping tables. All clamping devices are made of stainless steel and can be attached to the cutters T - slot beds in seconds for fast and positive clamping of parts having virtually any configuration.



Cooling System

A closed loop recirculating cooling unit is a standard part of the machine. The cutting surface is cooled by spray nozzles whose water jets hit both the cutting wheel and the specimen. This provides an efficient cooling of the sample and prevents the overheating of the surface structure.

For cutting materials which generate a lot of swarf or for higher volume usage, we recommend " Band filter Unit " which is optionally available. It is environmentally friendly filtering the coolant and depositing the swarf in a separate container for easy disposal.



Recirculating cooling unit



Band filter unit



Efficient cooling to prevent overheating

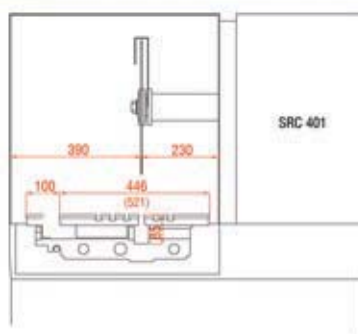
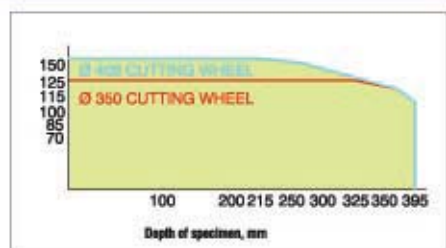


Fume condenser

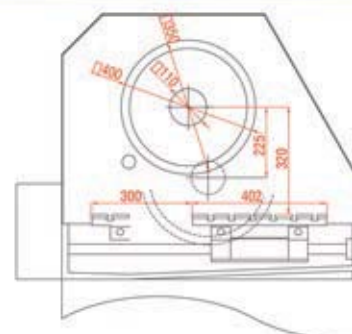


SERVOCUT 401-MM Manual chop and table feed cutter

SERVOCUT 401



Front View - Cutting Chamber Dimensions



Side View - Cutting Chamber Dimensions

[illegible]

Specifications

14 67 SERVOCUT 401-AA

Automatic Abrasive Cutting Machine
Programmable with 5,7" HMI touch screen control, with automatic chop cutting and automatic table-feed cutting systems, with various cutting methods, programmable with LCD display of cutting parameters, accurate and motorized positioning of the specimen in X - Y and Z axis (X-axis for plane parallel cutting is optional), integrated feed path control, power dependent adjustable feed rate, variable cutting force, pulse cutting mode, bar graph overload display, compact cutting motor, 1950 rpm cutting speed, with electronic brake system, cutting capacity upto 130/150 mm solid stock, with cut-off wheels upto ø350/400mm, twin T-slotted table(Y-direction only) made of stainless steel, bottom part as rugged alloy base casting, 110 lt recirculating cooling unit with connection hoses, ready for operation. Without clamping devices.

Includes a standard set of cutting consumables composed of;

*An assortment of 20 cut-off wheels with 400 mm dia.

*5 lt of Metcool cooling fluid.

400 V, 3 phase, 50 Hz.

14 67-AX as above(14 67) and including an automatically driven X-axis table with 100mm travel for programmable serial plane parallel cutting.

14 67-V as above(14 67) and with variable cutting speed 600-3200 rpm.

14 67-V-AX as above(14 67) and with variable cutting speed 600-3200 rpm. and including an automatically driven X-axis table with 100mm travel for programmable serial plane parallel cutting.

GR 0925 Software package for optional cutting methods;
DiagonalCut, StepCut, SegmentCut

14 66 SERVOCUT 401-MA

Automatic Abrasive Cutting Machine
Programmable with 5,7" HMI touch screen control, with handwheel driven chop cutting and automatic driven table-feed cutting systems, with various cutting methods, programmable with LCD display of cutting parameters, accurate and motorized positioning of the specimen in X and Y axis (X-axis for plane parallel cutting is optional), manual positioning of the cutting wheel in Z-axis, integrated feed path control, power dependent adjustable feed rate, variable cutting force, pulse cutting mode, bar graph overload display, compact cutting motor, 1950 rpm cutting speed, with electronic brake system, cutting capacity upto 130/150 mm solid stock, with cut-off wheels upto ø350/400mm, twin T-slotted table(Y-direction only) made of stainless steel, bottom part as rugged alloy base casting, 110 lt recirculating cooling unit with connection hoses, ready for operation. Without clamping devices.

Includes a standard set of cutting consumables composed of;

*An assortment of 20 cut-off wheels with 400 mm dia.

*5 lt of Metcool cooling fluid.

400 V, 3 phase, 50 Hz.

14 66-MX as above(14 66) and including a manually driven X-axis table with 100mm travel for plane parallel cutting.

14 66-AX as above(14 66) and including an automatically driven X-axis table with 100mm travel for programmable serial plane parallel cutting

14 66-V as above(14 66) and with variable cutting speed 600-3200 rpm.

14 66-V-MX as above(14 66) and with variable cutting speed 600-3200 rpm. and including a manually driven X-axis table with 100mm travel for plane parallel cutting..

14 66-V-AX as above(14 66) and with variable cutting speed 600-3200 rpm. and including an automatically driven X-axis table with 100mm travel for programmable serial plane parallel cutting.

14 65 SERVOCUT 401-MM

Abrasive Cutting Machine, with handwheel driven chop cutting and table-feed cutting systems, manual positioning of the specimen in X and Y axis (X-axis for plane parallel cutting is optional), manual positioning of the cutting wheel in Z-axis, compact cutting motor, 1950 rpm cutting speed, with electronic brake system, cutting capacity upto 130/150 mm solid stock, with cut-off wheels upto ø350/400mm, twin T-slotted clamping table made of stainless steel, bottom part as rugged alloy base casting, 110 lt recirculating cooling unit with connection hoses, ready for operation. Without clamping devices.

400 V, 3 phase, 50 Hz.

Includes a standard set of cutting consumables composed of;

*An assortment of 20 cut-off wheels with 400 mm dia.

*5 lt of Metcool cooling fluid.

14 65-MX as above(14 65) and including a manually driven X-axis table with 100mm travel for plane parallel cutting.

GR 0029 Clamping Devices for SERVOCUT 401:
Quick Acting Clamping Vise Assembly, Right, for SRC 401 (Stainless Steel)

GR 0030 Quick Acting Clamping Vise Assembly, Left, for SRC 401 (Stainless Steel)

GR 0031 Prism Jaw Block Set for round specimens (for Metacut 350, Servocut 401 & 501)

GR 0032 Rubber coated jaw block set for sensitive specimens (for Metacut 350, Servocut 401 & 501)

GR 0154 Compact Vise Assembly, Spring Loaded, for SRC 401 (Stainless Steel)

15 02 MBU 1031 Vertical Clamping Device with clamping shoe, clamping height upto 115mm. (for irregular specimens)

15 04 MK 10 22 Height Block, 70 mm

YM 1058 Longitudinal V-Shoe

YM 1059 Traverse V-Shoe

GR 0150 Adjustable Mechanical Stop, to adjust the cutting length of the specimen up to 60 mm for repetitive cuts.

GR 0033 Chain spanner set with anchor block

GR 1230 Angular cutting Fixture, for cutting upto 45 degrees angle, complete with its vise and ready for operation.

Accessories for SERVOCUT 401:

GR 0124 Fume Condenser

GR 0531 Band Filter Unit,

Band filter conveyor for the automatic collection and disposal of swarf, with capacity of 100 lt., with fluid level indicator, complete system on wheels, suitable for underneath the floor cabinet and with connection kit to SERVOCUT 401 & 501. 400V, 3phase,50Hz

GR 1813 Laser alignment unit (for Servocut AA501,AA401 and A401)

* Other voltages and frequencies available upon request. Please state when ordering. All specifications are subject to change without notice.



Metkon Instruments Ltd.

Demirtas Organize San. Bölgesi Ali Osman Sönmez Cd. No:14 Bursa / TURKEY

Tel: +90.224.261 18 40 Fax: +90.224.261 18 44

E-Mail: metkon@metkon.com Web: www.metkon.com

Distributor:



CUTTING

SERVOCUT

501



metken[®]
METALLOGRAPHY

SERVOCUT®

501



SERVOCUT 501 is an advanced universal metallographic cutting machine used to cut a very wide range of materials.

- Powerful, with spacious cutting chamber
- Fully automatic
- Programmable with HMI touch screen controls
- X-Y-Z three axes cutting capability
- Automatic control of cutting parameters
- Chop cutting and Table-feed cutting combined with pulse cutting
- Optional cutting methods for hard and difficult workpieces; StepCut, SegmentCut, DiagonalCut
- Multi-slice automatic serial cutting of plane parallel sections

Design

Specimen integrity begins with high quality cutting. Perfectly cut surfaces reduce the number of subsequent preparation stages and shorten the total sample preparation time to the minimum.

SERVOCUT 501 offers the advantage of combining different cutting techniques and methods into the same machine to obtain superior cut surfaces for a broad range of heavy duty cutting applications.

SERVOCUT 501 has X-Y-Z triple axes cutting capability:

Z-axis Chop cutting: The specimen is clamped and the cut-off wheel approaches the specimen.

Y-axis Table-feed cutting: Feeding the clamped specimen into a rotating cut-off wheel using a T-slotted feed table.

X-axis Parallel Cutting (optional): Parallel serial sectioning in the x-axis with optional movable x-bed.

SERVOCUT 501 consists of a cast aluminium base on which the motor and the working space are provided in the form of two separate housings. A large window of Lexan and a sealed LED lamp in the cutting chamber allow precise observation of the cutting process at an optimum degree of safety. A standard 80 mm dia. outlet for fume extraction is at the back of the hood.

A large, T-slotted feed table located in the cutter's generous work area can accommodate a variety of different clamping devices which need to be selected. The feed table provides a long travel depth making the SERVOCUT 501 ideal for cutting long or deep samples in a single pass. Side access port makes it possible to make transverse sections on long specimens. Stainless small parts tray to catch small specimens is supplied with the cutting table as standard.

SERVOCUT 501 cutting machine has the highest safety standards. The interlocking safety device does not allow the motor to be started unless the hood is closed. The hood can not be opened before the cutting motor is stopped. The electronic brake system, which is a standard feature, brings the cutter to a quick full stop in seconds after it has been switched off.



Extra large cutting chamber with optional movable X-bed

Automatic Operation

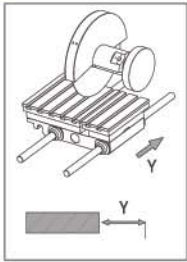
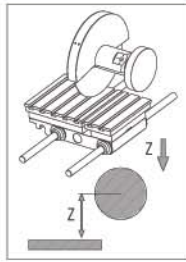
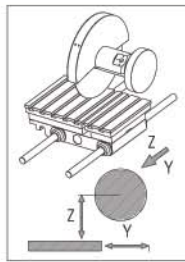


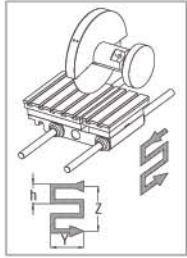
Table feed cutting



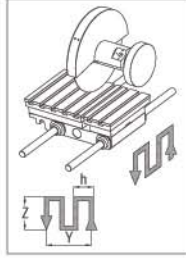
Chop cutting



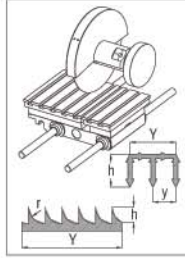
Diagonal cutting



Step cutting Y-axis



Step cutting Z-axis



Segment cutting

Cutting Parameters:

The preselection of the cutting force level as well as the setting of cutting feed rate (0,1-5mm/sec) is possible from the touch screen LCD. The feed rate is automatically adjusted, if needed reduced, resulting in perfect cuts and eliminating sample and machine damage. Pulse cutting mode is a standard feature in all automatic models for cutting extra hard specimens. Optional speed regulating unit is available to adjust the cut-off wheel speed between 600-2400 rpm.

Programmable Return Positions

SERVOCUT 501 has 3 different stop modes:

Auto stop: Stops when the specimen has been cut through.

Relative Stop: Stops when it has returned to its starting point.

Absolute Stop: Stops when the ultimate reset point in all axes has been reached.

Database

A library of 25 different cutting programs with related specimen name or number can be saved with all cutting parameters which can be recalled at anytime. Data with Metkon cutting consumables is also listed for easy selection.

SERVOCUT 501 automatic models have advanced techniques and software with programmable HMI touch screen controls increasing the productivity, sample consistency and operator comfort.

Cutting Methods

Chop cutting (Z-axis) and Table feed cutting (Y-axis) combined with pulse cutting in automatic models is standard.

Optional Cutting Methods:

Diagonal Cut - for increased cutting capacity.

Step Cut - for extra hard materials

Segment Cut - for difficult workpieces

are available which make SERVOCUT 501 the perfect choice for a broad range of heavy duty cutting applications.

Multi-Slice Cutting:

The optional automatic x-table allows programmable plane parallel sectioning. Slices of equal thickness with number of slices as well as programming slices of different thickness is possible.



HMI touch screen controls with various cutting methods and database with cutting programs and maintenance monitoring



Efficient cooling to prevent overheating



Fume condenser



Recirculating cooling unit



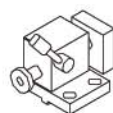
Band filter unit



Clamping Devices

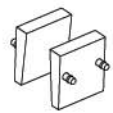
Many sample preparations applications require the sectioning of a specimen from a small or irregularly shaped sample or component part. The small size or irregular sample shape can create positioning and clamping difficulties for the operator. To overcome these difficulties, METKON offers a number of special clamping devices for use with SERVOCUT abrasive cutters. METKON cut-off machines are equipped with stainless T-slot clamping tables. All clamping devices are made of stainless steel and can be attached to the cutters T-slot beds in seconds for fast and positive clamping of parts having virtually any configuration.

Quick Acting
Clamping Vise
Assembly, Right



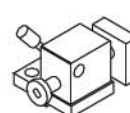
GR 0172

Prism Jaw Block
Set for Round
Specimens



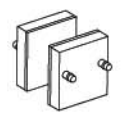
GR 0010

Quick Acting
Clamping Vise
Assembly, Left



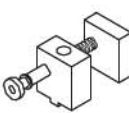
GR 0170

Rubber Coated
Jaws for Sensitive
Specimens



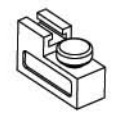
GR 0011

Compact Vise
Assembly
Spring Loaded



GR 0151

Height Block



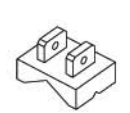
15 03

Vertical
Clamping
Spring loaded



15 01

Longitudinal
V - Shoe



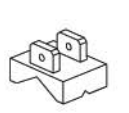
YM 1058

Adjustable
Mechanical
Stop



GR 0150

Traverse
V - Shoe



YM 1059

Specifications

14 77 SERVOCUT 501-AA

Automatic Abrasive Cutting Machine
Programmable with 5,7" HMI touch screen control,
with automatic chop cutting and automatic table-feed
cutting systems, with various cutting methods,
programmable with LCD display of cutting parameters, accurate
and motorized positioning of the specimen in X - Y and Z axis
(X-axis for plane parallel cutting is optional), integrated feed
path control, power dependent adjustable feed rate,
variable cutting force, pulse cutting mode, bar graph
overload display, compact cutting motor, 1950 rpm cutting speed,
with electronic brake system, cutting capacity upto 160/180 mm
solid stock, with cut-off wheels upto $\varnothing 450/500$ mm,
twin T-slotted table(Y-direction only) made of stainless steel,
bottom part as rugged alloy base casting, 110 lt recirculating
cooling unit with connection hoses, ready for operation.
Without clamping devices.

*An assortment of 20 cut-off wheels with 450 mm dia.

*5 lt of Metcool cooling fluid.

400 V, 3 phase, 50 Hz

14 77-AX as above(14 77) and including an automatically driven X-axis table with 100mm travel for programmable serial plane parallel cutting.

14 77-V as above(14 77) and with variable cutting speed 600-2400 rpm.

14 77-V-AX as above (14 77) and with variable cutting speed 600-2400 rpm. and including an automatically driven X-axis table with 100mm travel for programmable serial plane parallel cutting.

GR 0925 Software package for optional cutting methods; DiagonalCut, StepCut, SegmentCut

Clamping Devices for SERVOCUT- AA 501:

GR 0121 Quick Acting Clamping Vise Assembly, Right,
for SRC 501 (Stainless Steel)

GR 0122 Quick Acting Clamping Vise Assembly, Left,
for SRC 501 (Stainless Steel)

GR 0031 Prism Jaw Block Set for round specimens
(for Metacut 350, Servocut 401 & 501)

GR 0032 Rubber coated jaw block set for sensitive specimens
(for Metacut 350, Servocut 401 & 501)

15 02MBU 1031 Vertical Clamping Device with clamping shoe, clamping height upto 115mm.
(for irregular specimens)

15 04 MK 10 22 Height Block, 70 mm

YM 1058 Longitudinal V-Shoe

YM 1059 Traverse V-Shoe

GR 0150 Adjustable Mechanical Stop, to adjust the cutting length of the specimen up to 60 mm for repetitive cuts.

GR 0033 Chain spanner set with anchor block

Accessories for SERVOCUT AA501:

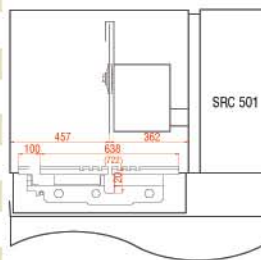
GR 0124 Fume Condenser

GR 0531 Band Filter Unit,
Band filter conveyor for the automatic collection and disposal
of swarf, with capacity of 100 lt., with fluid level indicator,
complete system on wheels, suitable for underneath the floor
cabinet and with connection kit to SERVOCUT 401 & 501.
400V, 3phase, 50Hz

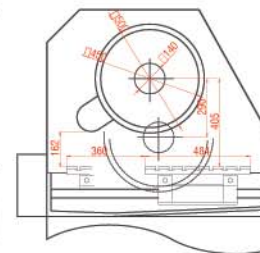
GR 1813 Laser alignment unit (for Servocut AA501, AA401 and A401)

SERVOCUT 501

Order No	14 77	14 77-AX	14 77-V	14 77-V-AX
Model	501-AA	501-AA-AX	501-AA-V	501-AA-V-AX
Chop cutting Z- axis	Auto.	Auto.	Auto.	Auto.
Table feed cutting Y-axis	Auto.	Auto.	Auto.	Auto.
Parallel Cutting X-axis	-	Auto.	-	Auto.
HMI Touch Screen controller, (inch)	5,7"	5,7"	5,7"	5,7"
StepCut;SegmentCut;DiagonalCut	Optional	Optional	Optional	Optional
Pulse Cutting	Yes	Yes	Yes	Yes
Wheel diameter, (mm)	Ø500-Ø450-Ø432	Ø500-Ø450-Ø432	Ø500-Ø450-Ø432	Ø500-Ø450-Ø432
Cutting Capacity Ø Ø500, (mm)	Ø180	Ø180	Ø180	Ø180
Cutting Capacity Ø Ø450, (mm)	Ø155	Ø155	Ø155	Ø155
Cutting Capacity, # mm. (Ø500mm)	100x365	100x365	100x365	100x365
Y-axis travel, (mm)	360	360	360	360
X-axis travel, (mm)	-	100	-	100
Z-axis travel, (mm)	290	290	290	290
T-Slot table dimensions, (mm)	722x484	(638+100)x484	722x484	(638+100)x484
T-Slot dimension, (mm)	12	12	12	12
Cutting Power kW (S1)	11	11	11	11
Cutting Power kW (S3)	15,4	15,4	15,4	15,4
Wheel speed, (rpm)	1950	1950	-	-
Variable wheel speed, (rpm)	-	-	600-2400	600-2400
Table Feedrate, (mm/s)	100μ-5000μ	100μ-5000μ	100μ-5000μ	100μ-5000μ
Size WxDxH (cm)	140x120x167	140x120x167	140x120x167	140x120x167
Weight, (kg)	1100	1100	1100	1100
Cooling unit, (lt)	110 lt.	110 lt.	110 lt.	110 lt.



Front View - Cutting Chamber Dimensions



Side View - Cutting Chamber Dimensions

* Other voltages and frequencies available upon request.
Please state when ordering.
All specifications are subject to change without notice.



Melkon Instruments Ltd.
Demirtas Organize San. Bölgesi Ali Osman Sönmez Cd. No:14 Bursa / TURKEY
Tel: +90.224.261 18 40 Fax: +90.224.261 18 44
e-mail: metkonsales@metkon.com Web: www.metkon.com

Distributor:

Cat E 05