

A worker wearing a blue safety helmet with a clear face shield, a red long-sleeved shirt, and dark leather apron and gloves is using a yellow and black pneumatic tool on a metal piece. The background shows a workshop environment with various tools and equipment.

Percussive tools

Contents

| | |
|------------------------|-----|
| Introduction..... | 243 |
| Product safety..... | 244 |
| Chipping hammers | 245 |
| Scalers..... | 247 |
| Chisels..... | 249 |
| Riveting system | 252 |
| Riveting hammers..... | 253 |
| Bucking bars..... | 255 |

These tools make light of the toughest jobs

Atlas Copco percussive tools are ideal for all material removal tasks in foundries, engineering workshops and shipyards. Built-in-ergonomic features such as vibration damping reduce the human load, delay fatigue and help protect the operator against the ill effects of long-term exposure to vibration and noise.

Our tools are made out of lightweight alloys to keep weight down while maintaining performance. This makes our tools extremely effective in the hands of your skilled operators.

WELD FLUX REMOVAL

Our tools are used when fettling welds from flux and spatter and in general scaling operations.

The conventional scaler RRC 13 and RRC 13B with a blowing function are the preferred models for these types of application. These tools have the right power and a sturdy reliable design. They also have a low vibration level for conventional models.

RUST AND PAINT REMOVAL

Rust and paint removal is a common application found in various types of industries such as shipbuilding, large transport sector and on offshore rigs.

Our RVM07B has low noise and is vibration damped. The standard chisel delivered with the tool is carbide tipped for a long service life. The tool is also equipped with a clean blowing device.

For lighter jobs the needle scaler RRC 13N is the ideal tool. Needle sets of different shapes and material are available to suit most operations.

CHIPPING AND SCALING

Percussive tools for chipping and scaling are widely used in all kinds of metalworking, construction and other industrial areas. Applications could be slag chipping, concrete trimming and sheet-metal cutting.

We offer high power-to-weight tools for these kind of applications. RRF 21/31 and RRD 37/57 models are vibration damped for operator comfort.

Our RRC22-RRC75 models are robust and highly dependable conventional chipping hammers suitable for heavy roughening.



Product Safety

IMPORTANT: All local safety regulations with respect to installation, operation and overhaul must always be followed.

AVOID ACCIDENTS

- 1** The chisel, die or punch may fall out or may be shot out of the tool accidentally causing serious injury.



To prevent injury from a flying chisel:

- Always use a retainer.
- Inspect the retainer for wear or damage regularly.



- Be aware that the chisel may break during operation.
- Never trigger a hammer unless held against a work piece.
- Remove chisel, die or punch from tool when work is over.
- When finishing a job, disconnect the tool from its air supply.
- Before changing accessories, chisel or die – disconnect the tool from the air supply.

- 2** Chips and sparks should be prevented from striking an eye or another worker.



To prevent vision loss:

- Always wear eye protection.
- Isolate work of this kind by using barriers between work stations.
- Do not use the tool for other purposes than it is intended for.

- 3** Gloves protect fingers from pinching, scuffing and scraping.

- Protective shoes may prevent your feet from being injured.

- 4** Explosive atmosphere must not be ignited.



To prevent injury and property loss from fires:

- Use other technique.
- Use accessories of non sparking material (e.g. needle attachment of Beryllium copper for a needle scaler).

- 5** Electric shock may be fatal.

- Avoid chiseling into electric wiring hidden inside walls etc.

LONG TERM RISKS

- 6** Always use ear protection.



To prevent gradual loss of hearing due to exposure to high noise level – wear ear protection.

- 7** Vibration may be harmful to hands and arms.



- Use vibration dampened tools if available.
- Reduce the total time of exposure to vibrations, particularly if the operator has to guide the chisel by hand.

- 8** Dust generated during operation may be harmful.

- Use spot suction or a breathing apparatus.

PROPER USE AND MAINTENANCE

- 9** Do not perform idle blows with a hammer.



- They will cause high internal stresses and shorten the life of the tool.
- Note the risk of shooting out the chisel, die or punch if the retainer is not in order or damaged.

- 10** Quick coupling.



- If a coupling is used on a percussive tool, it should be separated from the tool by a whip hose (length 0.5 m).

- 11** Follow the tool manual and the lubrication instructions.

- 12** Perform overhauls at regular intervals.

- **RRF21/31** have a sturdy D-handle in light metal alloy for a high power-to-weight ratio and steady grip. The compact, vibration-controlled design offers good accessibility and ease of use.
- **RRD37/57** are light, quiet and have a long service life. They have light alloy tool casings, low vibration and noise levels, vibration damping in both hand grips, and piped away exhaust.



| Model | Blows Hz | Piston dia | | Stroke | | Energy per blow | | Weight | | Bushing | | Air consumption | | Hose size | | Air inlet | Ordering No. |
|----------|-------------|--------------------|---------|--------|-----|--------------------|-------|--------|-----|-------------------|------|--------------------|------|-----------|-----|----------------------|--------------|
| | | mm | in | mm | in | J | ft lb | kg | lb | mm | in | l/s | cfm | mm | in | BSP | |
| RRF21-01 | 57 | 18 | 0.7 | 33 | 1.3 | 2.0 | 1.5 | 1.75 | 3.3 | 12.7 ^c | 0.50 | 6.5 | 13.8 | 10.0 | 3/8 | 3/8 | 8425 1104 05 |
| RRF31-01 | 38 | 22 | 0.9 | 43 | 1.7 | 4.4 | 3.2 | 2.5 | 5.3 | 12.7 ^c | 0.50 | 7.5 | 15.9 | 10.0 | 3/8 | 3/8 | 8425 1104 15 |
| RRF31-02 | 38 | 22 | 0.9 | 43 | 1.7 | 4.4 | 3.2 | 2.5 | 5.3 | 12.7 ^c | 0.50 | 7.5 | 15.9 | 10.0 | 3/8 | 3/8 | 8425 1104 16 |
| RRD37-11 | 35 | 27/19 ^a | 1.1/0.8 | 70 | 2.8 | 6.8 | 5.0 | 3.0 | 6.6 | 17.3 ^d | 0.68 | 7.2 | 15.3 | 12.5 | 1/2 | special ^e | 8425 1101 22 |
| RRD57-11 | 31 | 28/18 ^b | 1.1/0.8 | 92 | 3.6 | 9.3 | 6.9 | 3.4 | 7.5 | 17.3 ^d | 0.68 | 9.5 | 20.1 | 12.5 | 1/2 | special ^e | 8425 1103 20 |
| RRD57-12 | 31 | 28/18 ^b | 1.1/0.8 | 92 | 3.6 | 9.3 | 6.9 | 3.4 | 7.5 | 17.3 ^d | 0.68 | 9.5 | 20.1 | 12.5 | 1/2 | special ^e | 8425 1103 38 |

^a Effective piston dia 19 mm, 0.75 in.

^b Effective piston dia 21.5 mm, 0.85 in.

^c ISO.

^d Spline.

^e Integrated hose barb.

-01 and -11: Guided models.

-02 and -12: Non guided models.

Chipping Hammers

- **Dependable** – Their robust construction makes them highly dependable.
- **Efficient** – RRC65 and RRC75 have a blow rate which makes them particularly suitable for roughening.
- **Chisel retainer** – for safer jobs – RRC22-RRC75 are delivered with a chisel retainer as standard. For the same reason choose a tool that can be guided via the machine itself and not by holding the chisel.

Atlas Copco chipping hammers of series RRC are delivered with a standard, guided ISO hexagon nozzle (-01) or a round, non guided shank nozzle (-02).

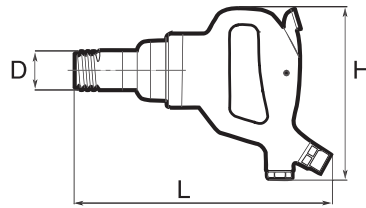


| Model | Blows Hz | Piston dia | | Stroke | | Energy per blow | | Weight | | Bushing | | Air consumption | | Hose size | | Air inlet | Ordering No. |
|-----------|-------------|------------|-----|--------|-----|--------------------|-------|--------|------|-------------------|------|--------------------|------|-----------|-----|----------------------|--------------|
| | | mm | in | mm | in | J | ft lb | kg | lb | mm | in | l/s | cfm | mm | in | BSP | |
| RRC22F-01 | 62 | 15 | 0.6 | 52 | 2.0 | 2.7 | 2.0 | 2.2 | 4.9 | 12.7 ^a | 0.50 | 6.2 | 13.1 | 10 | 3/8 | 3/8 | 8425 0202 22 |
| RRC22F-02 | 62 | 15 | 0.6 | 52 | 2.0 | 2.7 | 2.0 | 2.2 | 4.9 | 12.7 ^a | 0.50 | 6.2 | 13.1 | 10 | 3/8 | 3/8 | 8425 0202 30 |
| RRC34B-01 | 45 | 24 | 0.9 | 67 | 2.6 | 5.5 | 4.1 | 4.5 | 9.9 | 17.3 ^a | 0.68 | 8.0 | 14.0 | 12.5 | 1/2 | special ^b | 8425 0212 53 |
| RRC65B-01 | 40 | 29 | 1.1 | 50 | 2.0 | 10.0 | 7.3 | 5.9 | 13.0 | 17.3 ^a | 0.68 | 10.8 | 22.9 | 12.5 | 1/2 | special ^b | 8425 0225 33 |
| RRC75B-01 | 30 | 29 | 1.1 | 75 | 3.0 | 16.0 | 11.8 | 6.5 | 14.3 | 17.3 ^a | 0.68 | 14.0 | 29.6 | 12.5 | 1/2 | special ^b | 8425 0225 58 |

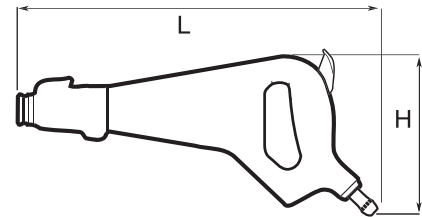
^a ISO. ^b Integrated hose barb.

Dimensions

| Model | L mm | H mm | D mm |
|-------|---------|---------|---------|
| RRF21 | 245 | 160 | 33 |
| RRF31 | 265 | 170 | 36 |
| RRD37 | 418 | 175 | — |
| RRD57 | 458 | 190 | — |

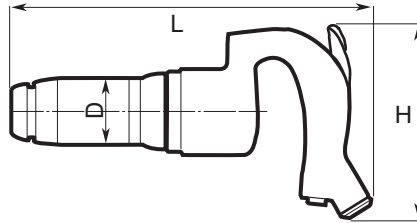


RRF21/31



RRD37/57

| Model | L mm | H mm | D mm |
|-------|---------|---------|---------|
| RRC22 | 260 | 155 | 34 |
| RRC34 | 330 | 160 | 43 |
| RRC65 | 335 | 170 | 54 |
| RRC75 | 390 | 170 | 54 |



RRC

Accessories Included

RRF MODELS

Chisel retainer and a hose fitting

RRD MODELS

Flat chisel
Silencer complete
Hand grip
Key

RRC MODELS

Chisel retainer and hose fitting

Optional Accessories

| Model | Ordering No. |
|------------------------------|--------------|
| Power regulator | |
| RRF21 and -31 | 3512 0273 80 |
| Retainer, open type | |
| RRF21 | 3512 0290 90 |
| RRF31 | 3512 0305 90 |
| Protective handle kit | |
| RRF21 | 3512 0349 81 |
| RRF31 | 3512 0349 82 |

CHISELS

For a wide choice of chisels, see separate page.

Productivity Kits

| Model | Max air flow | Hose, 5 m | Coupling | Lubrication | Ordering No. |
|---|--------------|--------------|------------|-------------|--------------|
| For percussive tools with 3/8" BSP air inlet incl. whip hose | | | | | |
| MIDI Optimizer F/RD EQ10-R13-W | 23 l/s | Rubair 13 mm | ErgoQIC 10 | Yes | 8202 0850 14 |
| For percussive tools incl whip hose, no tool nipple included | | | | | |
| MIDI Optimizer F/RD EQ10-R13-W | 23 l/s | Rubair 13 mm | ErgoQIC 10 | Yes | 8202 0850 15 |

RVM07B is the obvious choice for task such as weld dressing light concrete trimming and for removal of paint and rust.

- **Vibration-damped with low-noise level.**
- **Two-job capacity** – RVM07B features a clean-blowing device which is very useful in order to keep the work piece clean from slagg and other particles from the process.

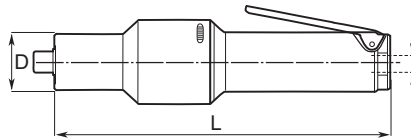


RVM07B

| Model | Blows Hz | Length mm | Weight incl. standard chisel | | Air consumption | | Hose size | | Air inlet BSP | Ordering No. |
|--------|----------|-----------|------------------------------|-----|-----------------|-----|-----------|-----|---------------|--------------|
| | | | kg | lb | l/s | cfm | mm | in | | |
| RVM07B | 100 | 273 | 1.7 | 3.8 | 3.8 | 8.1 | 6.3 | 1/4 | 1/4 | 8425 0105 25 |

Dimensions

| Model | L mm | D mm |
|--------|------|------|
| RVM07B | 273 | 38 |



Choose between two different models for heavy slag chipping and for instant trimming of concrete.

- **High removal rate** – RRC13 is very effective and has a high removal rate in relation to its low weight.
- **Well proven** percussive mechanism and retainer.
- **Two-job capacity** – RRC13B with extra clean-blowing device.
- **Improved back head** – Throttle valve and lever with really Heavy Duty performance for long service life. Clean blowing system with twice the previous blow



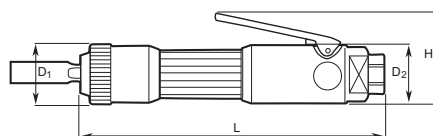
RRC13B

capacity. Big blow button for easy operation and sturdy valve stem to resist rough handling.

| Model | Blows Hz | Piston dia | | Stroke | | Energy per blow | | Length mm | Weight | | Air consumption | | Hose size | | Air inlet BSP | Ordering No. |
|--------|----------|------------|-----|--------|-----|-----------------|-------|-----------|--------|-----|-----------------|-----|-----------|-----|---------------|--------------|
| | | mm | in | mm | in | J | ft lb | | kg | lb | l/s | cfm | mm | in | | |
| RRC13 | 73 | 15 | 0.6 | 35 | 1.4 | 1.4 | 1.0 | 221 | 1.4 | 3.1 | 4.0 | 8.0 | 10 | 3/8 | 3/8 | 8425 0101 30 |
| RRC13B | 73 | 15 | 0.6 | 35 | 1.4 | 1.4 | 1.0 | 231 | 1.6 | 3.5 | 4.0 | 8.0 | 10 | 3/8 | 3/8 | 8425 0101 33 |

Dimensions

| Model | L mm | H mm | D ₁ mm | D ₂ mm |
|--------|------|------|-------------------|-------------------|
| RRC13 | 221 | 65 | 45 | 41.5 |
| RRC13B | 231 | 65 | 45 | 41.5 |



Needle Scaler

The effective needle scaler, RRC13N, is based on the same fundamental design as the straight chipping hammers of type RRC13.

- **Sturdy design** – Easy to maintain.
- **Versatile** – The needle scaler is used to remove welding slag, rust and paint from steel structures.

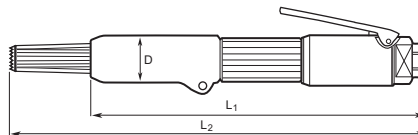


RRC13N

| Model | Blows Hz | Piston dia | | Stroke | | Energy per blow | | Length mm | Weight | | Air consumption | | Hose size | | Air inlet BSP | Ordering No. |
|--------|-------------|------------|-----|--------|-----|--------------------|-------|--------------|--------|-----|--------------------|-----|-----------|-----|------------------|--------------|
| | | mm | in | mm | in | J | ft lb | | kg | lb | l/s | cfm | mm | in | | |
| RRC13N | 73 | 15 | 0.6 | 35 | 1.4 | 1.4 | 1.0 | 352 | 1.9 | 4.2 | 4.0 | 8.0 | 10 | 3/8 | 3/8 | 8425 0101 36 |

Dimensions

| Model | L ₁ mm | L ₂ mm | D mm |
|--------|----------------------|----------------------|---------|
| RRC13N | 282 | 352 | 38 |



Accessories Included

FOR RRC13

Hose fitting
Scaling chisel

FOR RMV07B

Hose fitting
Flat carbide tipped chisel 10x120 mm

Optional Accessories

FOR RRC13, 13B

| RRC13 / RRC13B | Ordering No. |
|----------------|--------------|
| Hand guard | 3510 0246 90 |
| Silencer | 3510 0366 80 |

Chisels for RRC13 and -13B:
Square shank 13.0 mm

FOR RRC13N

NEEDLE-SET OF 19 NEEDLES, LENGTH 100 MM

| Material | Ordering No. |
|---|--------------|
| Steel, standard | 3510 0221 90 |
| Steel flat ends | 3510 0227 90 |
| Stainless steel flat ends | 3510 0228 90 |
| Beryllium copper flat ends (spark resistant) | 3510 0229 90 |

FOR RMV07B

Carbide tipped chisels and through hardened chisels with other length and width, see separate page for chisels.

Productivity Kits

| Model | Max air flow | Hose | Coupling | Lubrication | Ordering No. |
|---|--------------|--------------|------------|-------------|--------------|
| For percussive tools with 3/8" BSP air inlet incl. whip hose | | | | | |
| MIDI Optimizer F/RD EQ10-R13-W | 23 l/s | Rubair 13 mm | ErgoQIC 10 | Yes | 8202 0850 14 |
| For percussive tools incl whip hose, no tool nipple included | | | | | |
| MIDI Optimizer F/RD EQ10-R13-W | 23 l/s | Rubair 13 mm | ErgoQIC 10 | Yes | 8202 0850 15 |

Chisels for chipping hammers and scalers



CHISELS FOR CHIPPING HAMMERS. All chisels are normally through hardened. Otherwise, see tables.

| Figure | Shank type | Tools | Table |
|--------------------|---|--------------------------------------|-------|
| <p>Hex 11 mm</p> | Hexagon and round shank ISO, round collar 12.7 mm | RRC22F-01, RRC22F-02 RRF21, RRF31 | 1 |
| <p>Hex 14.8 mm</p> | Hexagon shank ISO without round collar 17.3 mm | RRC34-01, RRC65-01, RRC75-01 | 2 |
| <p>17.3 mm</p> | Round shank ISO, without collar 17.3 mm | RRC34-02, RRC65-02, RRC75-02 | 2 |
| <p>Hex 14.8 mm</p> | Hexagon shank ISO round collar 17.3 mm | RRC34B-01, RRC65B-01, RRC75B-01 | 3 |
| <p>17.3 mm</p> | Round shank ISO, with splines 17.3 mm | RRD37, RRD57 | 3 |

Chisels for chipping hammers and scalers

TABLE 1

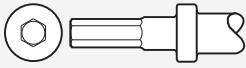
















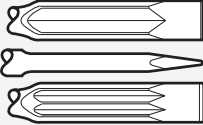



| | | | | | |  A Hex ISO 12.7 mm (1/2") Ordering No. | |  B Round ISO 12.7 mm (1/2") Ordering No. | |
|--|----------------------|-------|------|--------|------|--|--|---|--|
| Chisel type | Designation | Width | | Length | | | | | |
| | | mm | in | mm | in | | | | |
|  | Chisel blank | 13 | 0.51 | 200 | 7.9 | 3085 0182 00 | | | |
| | | 13 | 0.51 | 350 | 13.8 | 3085 0182 01 | | | |
| | | 13 | 0.51 | 400 | 15.7 | 3085 0182 04 | | | |
| | | 13 | 0.51 | 500 | 19.7 | 3085 0182 05 | | | |
|  | Flat chisel | 13 | 0.51 | 200 | 7.9 | 3085 0183 00 | | 3085 0184 00 | |
| | | 35 | 1.38 | 300 | 11.8 | 3085 0376 00 | | | |
|  | Sharp chisel | 15 | 0.59 | 200 | 7.9 | 3085 0170 00 | | | |
| | | 15 | 0.59 | 300 | 11.8 | 3085 0170 01 | | | |
|  | Spot weld chisel | 17 | 0.69 | 200 | 7.9 | 3085 0301 00 | | | |
|  | Angle scraper chisel | 30 | 1.18 | 200 | 7.9 | 3085 0262 00 | | | |
|  | Pipe cutting chisel | 20 | 0.78 | 200 | 7.9 | 3085 0302 00 | | | |
| | | 35 | 1.38 | 200 | 7.9 | 3085 0303 00 | | | |
|  | Plate cutting chisel | 14.5 | 0.57 | 200 | 7.9 | 3085 0263 00 | | | |
|  | Plate cutting chisel | 16 | 0.62 | 200 | 7.9 | 3085 0173 00 | | | |
|  | Moil point chisel | 13 | 0.51 | 200 | 7.9 | 3085 0297 00 | | | |
| | | 13 | 0.51 | 305 | 12.0 | 3085 0297 01 | | | |

TABLE 2

| | | | | | |  A Round 17.3 mm (0.68") ISO Ordering No. | |  B Hexagon 17.3 mm (0.68") ISO Ordering No. | |
|--|--------------|-------|------|--------|------|---|--|--|--|
| Chisel type | Designation | Width | | Length | | | | | |
| | | mm | in | mm | in | | | | |
|  | Chisel blank | 23 | 0.91 | 200 | 7.9 | 3085 0150 00 | | | |
| | | 23 | 0.91 | 560 | 22.0 | | | 3085 0140 01 | |
|  | Flat chisel | 23 | 0.91 | 225 | 8.9 | 3085 0225 00 | | 3085 0224 00 | |

Chisels for chipping hammers and scalers

TABLE 3

| Chisel type | | Width | | Length | | Hex ISO 17.3 mm (0.68") Ordering No. | Width | | Length | | Round ISO with splines 17.3 mm (0.68") Ordering No. |
|---|--|----------|----|--------|------|--|-------|------|--------|------|--|
| | | mm | in | mm | in | | mm | in | mm | in | |
|  | | 22 0.86 | | 335 | 13.1 | 3085 0220 00 | 22 | 0.86 | 250 | 9.8 | 3085 0242 00 |
| | | 22 0.86 | | 560 | 22.0 | 3085 0220 01 | 22 | 0.86 | 340 | 13.4 | 3085 0242 01 |
| | | 22 0.86 | | 1060 | 41.7 | 3085 0220 02 | 22 | 0.86 | 550 | 21.7 | 3085 0242 02 |
|  | | 22 0.86 | | 260 | 10.2 | 3085 0221 00 | 22 | 0.86 | 215 | 8.5 | 3085 0236 00 |
| | | 22 0.86 | | 335 | 13.1 | 3085 0221 01 | 22 | 0.86 | 250 | 9.8 | 3085 0236 01 |
| | | 22 0.86 | | 560 | 41.9 | 3085 0221 02 | 22 | 0.86 | 340 | 13.4 | 3085 0236 02 |
| | | 22 0.86 | | 550 | 21.7 | 3085 0236 03 | 22 | 0.86 | 550 | 21.7 | 3085 0236 03 |
|  | | 32 1.26 | | 335 | 13.1 | 3085 0989 00 | 32 | 1.26 | 340 | 13.4 | 3085 0252 00 |
| | | 50 1.97 | | 335 | 13.1 | 3085 0235 00 | 50 | 1.97 | 340 | 13.4 | 3085 0250 00 |
| | | 130 5.12 | | 400 | 15.7 | 3085 0342 00 | 130 | 5.12 | 400 | 15.7 | 3085 0998 00 |
|  | | 50 1.97 | | 335 | 13.1 | 3085 0235 00 | 50 | 1.97 | 340 | 13.4 | 3085 0250 00 |
| | | 130 5.12 | | 400 | 15.7 | 3085 0342 00 | 130 | 5.12 | 400 | 15.7 | 3085 0998 00 |
|  | | 50 1.97 | | 335 | 13.1 | 3085 0349 00 | 50 | 1.97 | 335 | 13.2 | 3085 0350 00 |
| | | 22 0.86 | | 335 | 13.1 | 3085 0223 00 | 22 | 0.86 | 340 | 13.4 | 3085 0249 00 |
|  | | 22 0.86 | | 335 | 13.1 | 3085 0223 00 | 22 | 0.86 | 340 | 13.4 | 3085 0249 00 |
| | | 22 0.86 | | 560 | 15.7 | 3085 0223 01 | 22 | 0.86 | 560 | 15.7 | 3085 0223 01 |

Minimum vibration, maximum productivity

Atlas Copco's top-of-the-line riveting systems are designed to minimize the riveter's exposure to vibration, while maintaining high tool performance. The RRH recoilless riveting hammer has an air cushion behind the hammer piston which efficiently kills vibrations. The same air dampening technique is used in RBB bucking bars. It raises individual productivity and boosts output in your plant.

The Atlas Copco riveting system includes vibration-damped hammers RRH and bucking bars RBB – as well as conventional riveting hammers RRN.

The vibration-damped riveting hammers – RRH – are available in different sizes.

Each size is available in “Trigger start” and “Push to start” models.

The conventional riveting hammer – RRN – is available in one size: RRN11P.

CRITICAL FACTORS

The number of blows and the power are critical factors which determine the strength of a riveted joint. A few powerful blows are needed to fill out the hole and form a head when upsetting the rivet. The impact force is critical to some extent when working with aluminum alloys, as too many blows can embrittle the metal.

In terms of capacity, the tools overlap. The selection guide below helps you to find the right tool for your particular application of riveting.

The vibration-damped bucking bars RBB are available in two versions – the simple spring damped – SP type and the air servo assisted SA type.



Selection Guide

| Hammer model ^a | Nominal Max. Rivet Diameter Capacity | | | | | | Bucking bar model required ^b |
|---------------------------|--------------------------------------|-------------|-------|-------------|----------|-------------|---|
| | Dural | | Steel | | Titanium | | |
| | mm | in | mm | in | mm | in | |
| RRN11 | 2-5 | 3/32 - 3/16 | 1-4 | 3/32 - 5/32 | | | |
| RRH04 | 2-5 | 3/32 - 3/16 | 1-4 | 3/21 - 5/32 | | | RBB04 |
| RRH06 | 4-7 | 5/32 - 1/4 | 3-6 | 1/8 - 1/4 | 2-4 | 3/32 - 5/32 | |
| RRH08 | 5-8 | 3/16 - 5/16 | 4-7 | 5/32 - 1/4 | 3-6 | 1/8 - 1/4 | |
| RRH10 | 5-9 | 3/16 - 3/8 | 6-8 | 1/4 - 5/16 | 4-7 | 5/32 - 1/4 | |
| RRH12 | 8-11 | 5/16 - 7/16 | 7-10 | 1/4 - 3/8 | 6-9 | 1/4 - 3/8 | |
| RRH14 | 11-13 | 7/16 - 1/2 | 9-12 | 3/8 - 15/32 | 8-11 | 5/16 - 7/16 | |

^a Hammer capacity depends on direct/indirect riveting as well as Panel density and stiffness.

^b Bucking bar capacity is dependent on dolly weight.

Vibration-damped

Riveting Hammers

RRH is a unique series of riveting hammers incorporating completely revolutionary ergonomic advantages.

- **Versatile** – RRH can easily cope with rivets in diameters up to 13 mm.
- **Vibration-damped system** – The RRH vibration-damped riveting hammer, combined with the RBB vibration-damped bucking bar, offer an unbeatable system for riveting.
- **Adjustable power.**
- **Adjustable hand guard** – Support hand grip is vibration-damped.
- Now new models with trigger start for excellent handling. Pistol grip with rubber coating.



| Model | Airframe ref | Blows per minute | Rivet set shank | | Piston dia | | Stroke | | Energy per blow | | Weight | | Air consumption | | Hose size | | Air inlet | | Ordering No. |
|---------------------------|--------------|------------------|-----------------|-----|------------|-----|--------|-----|-----------------|-------|--------|-----|-----------------|-----|-----------|-----|-----------|--------------|--------------|
| | | | mm | in | mm | in | mm | in | J | ft lb | kg | lb | l/s | cfm | mm | in | BSP | | |
| With push start | | | | | | | | | | | | | | | | | | | |
| RRH04P-01 | 2X | 3960 | 10.0 | 0.4 | 15 | 0.6 | 40 | 1.6 | 2.0 | 1.5 | 1.0 | 2.2 | 3.7 | 6 | 6.3 | 1/4 | 1/4 | 8426 1111 07 | |
| RRH04P-02 | 2X | 3960 | 10.2 | 0.4 | 15 | 0.6 | 40 | 1.6 | 2.0 | 1.5 | 1.0 | 2.2 | 3.7 | 6 | 6.3 | 1/4 | 1/4 | 8426 1111 15 | |
| RRH04P-12 | 2X | 3960 | 10.2 | 0.4 | 15 | 0.6 | 40 | 1.6 | 2.0 | 1.5 | 1.0 | 2.2 | 3.7 | 6 | 6.3 | 1/4 | 1/4 | 8426 1111 25 | |
| RRH06P | 3X | 2160 | 10.2 | 0.4 | 15 | 0.6 | 102 | 4.0 | 6.0 | 4.4 | 1.3 | 2.9 | 9.0 | 19 | 10.0 | 3/8 | 1/4 | 8426 1111 04 | |
| RRH08P | 4X | 1440 | 10.2 | 0.4 | 15 | 0.6 | 137 | 5.4 | 8.0 | 5.9 | 1.4 | 3.0 | 10.0 | 21 | 10.0 | 3/8 | 1/4 | 8426 1111 09 | |
| RRH10P | 5XB | 1500 | 12.7 | 0.5 | 19 | 0.7 | 118 | 4.6 | 13.0 | 9.6 | 2.0 | 4.4 | 12.0 | 24 | 10.0 | 3/8 | 1/4 | 8426 1110 20 | |
| RRH12P | 7XB | 1200 | 12.7 | 0.5 | 19 | 0.7 | 153 | 6.0 | 16.0 | 11.8 | 2.1 | 4.6 | 13.0 | 28 | 10.0 | 3/8 | 1/4 | 8426 1110 47 | |
| RRH14P | 9XB | 1080 | 12.7 | 0.5 | 19 | 0.7 | 188 | 7.4 | 19.5 | 14.4 | 2.2 | 4.8 | 13.0 | 28 | 10.0 | 3/8 | 1/4 | 8426 1110 80 | |
| With trigger start | | | | | | | | | | | | | | | | | | | |
| RRH04P TS-12 | 2X | 3960 | 10.2 | 0.4 | 15 | 0.6 | 40 | 1.6 | 2.0 | 1.5 | 1.0 | 2.2 | 3.7 | 6 | 6.3 | 1/4 | 1/4 | 8426 1111 27 | |
| RRH06P TS | 3X | 2160 | 10.2 | 0.4 | 15 | 0.6 | 102 | 4.0 | 6.0 | 4.4 | 1.3 | 2.9 | 9.0 | 19 | 10.0 | 3/8 | 1/4 | 8426 1111 66 | |
| RRH08P TS | 4X | 1440 | 10.2 | 0.4 | 15 | 0.6 | 137 | 5.4 | 8.0 | 5.9 | 1.4 | 3.0 | 10.0 | 21 | 10.0 | 3/8 | 1/4 | 8426 1111 68 | |
| RRH10P TS | 5XB | 1500 | 12.7 | 0.5 | 19 | 0.7 | 118 | 4.6 | 13.0 | 9.6 | 2.0 | 4.4 | 12.0 | 24 | 10.0 | 3/8 | 1/4 | 8426 1110 70 | |
| RRH12P TS | 7XB | 1200 | 12.7 | 0.5 | 19 | 0.7 | 153 | 6.0 | 16.0 | 11.8 | 2.1 | 4.6 | 13.0 | 28 | 10.0 | 3/8 | 1/4 | 8426 1110 72 | |
| RRH14P TS | 9XB | 1080 | 12.7 | 0.5 | 19 | 0.7 | 188 | 7.4 | 19.5 | 14.4 | 2.2 | 4.8 | 13.0 | 28 | 10.0 | 3/8 | 1/4 | 8426 1110 81 | |
| RRH12P TS -ENG | 7XB | 1200 | 12.7 | 0.5 | 19 | 0.7 | 153 | 6.0 | 16.0 | 11.8 | 2.1 | 4.6 | 13.0 | 28 | 10.0 | 3/8 | 1/4 | 8426 1110 49 | |
| RRH14P TS -ENG | 9XB | 1080 | 12.7 | 0.5 | 19 | 0.7 | 188 | 7.4 | 19.5 | 14.4 | 2.2 | 4.8 | 13.0 | 28 | 10.0 | 3/8 | 1/4 | 8426 1110 82 | |

-01 means 10 mm short shank rivet set.

-02 means 10.2 mm short shank rivet set.

-12 means 10.2 mm stand shank rivet set.

Conventional Type

Riveting Hammers

For riveting in confined spaces we recommend our RRN11 riveting hammer.

- **RRN11** – is the smallest riveting hammer available on the market, with unique accessibility.
- **Adjustable** – The RRN11 has a built-in adjustment knob with which you can set the power for different rivet materials and sizes.
- **Controllable** – The trigger is easily operated and provides excellent control.



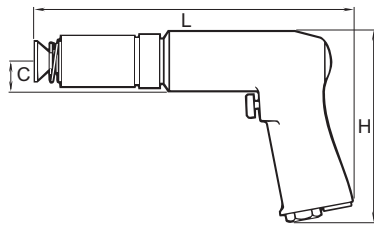
| Model | Airframe ref | Blows per minute | Rivet set shank | | Piston dia | | Stroke | | Energy per blow | | Weight | | Air consumption | | Hose size | | Air inlet | | Ordering No. |
|-----------|--------------|------------------|-----------------|-----|------------|-----|--------|-----|-----------------|-------|--------|-----|-----------------|-----|-----------|-----|-----------|--------------|--------------|
| | | | mm | in | mm | in | mm | in | J | ft lb | kg | lb | l/s | cfm | mm | in | BSP | | |
| RRN11P-01 | 2X | 3960 | 10.0 | 0.4 | 15 | 0.6 | 40 | 1.6 | 2.0 | 1.5 | 1.2 | 2.6 | 3.4 | 7.2 | 6.3 | 1/4 | 1/8 | 8426 1101 05 | |
| RRN11P-02 | 2X | 3960 | 10.2 | 0.4 | 15 | 0.6 | 40 | 1.6 | 2.0 | 1.5 | 1.2 | 2.6 | 3.4 | 7.2 | 6.3 | 1/4 | 1/8 | 8426 1101 13 | |

-01 means 10 mm short shank rivet set.

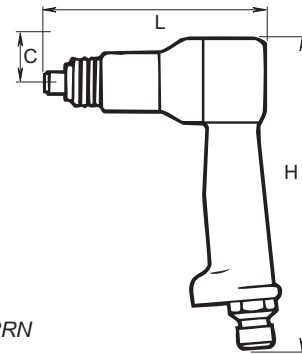
-02 means 10.2 mm short shank rivet set.

Dimensions

| Model | L mm | H mm | C mm |
|------------|---------|---------|---------|
| RRH | | | |
| RRH04-01 | 160 | 147 | 23 |
| RRH04-02 | 160 | 147 | 23 |
| RRH04-12 | 175 | 147 | 23 |
| RRH06 | 225 | 147 | 24 |
| RRH08P | 244 | 147 | 24 |
| RRH10P | 264 | 150 | 27 |
| RRH12P | 299 | 150 | 27 |
| RRH14P | 334 | 150 | 27 |
| RRN | | | |
| RRN11P | 100 | 170 | 23 |



RRH



RRN

Accessories Included

FOR RRH MODELS

Hose fitting
Flush set
Open spring retainer

FOR RRN11P

Hose fitting and retainer
Blank rivet set
Retainers for blank and flush rivet set

Optional Accessories

RIVET SETS. RRH AND RRN

| Hammer type | Model | Shank mm | Flush set | Ordering No. | Blank rivet set | Ordering No. |
|-------------------------------|-------|-------------|-----------|--------------|-----------------|-------------------------------|
| RRH04P-01 RRN11P-01 | (-01) | 10.0 spec | | 3085 0347 00 | | 3006 0983 00 |
| RRH04P-02 RRN11P-02 | (-02) | 10.2 spec | | 3085 0352 00 | | 3085 0353 00 |
| RRH04P-12 RRH06P RRH08P | (-12) | 10.2 std | | 3085 0324 00 | | 3085 0022 00 |
| RRH10P RRH12P RRH14P | | 12.7 std | | 3085 0323 00 | | 3085 0021 00 |
| RRH04P-12 RRH06P RRH08P | | 10.2 std | | | | 3085 0212 00 Mandrel blank |
| RRH04P-12 RRH06P RRH08P | | 10.2 std | | | | 3085 0212 02 |

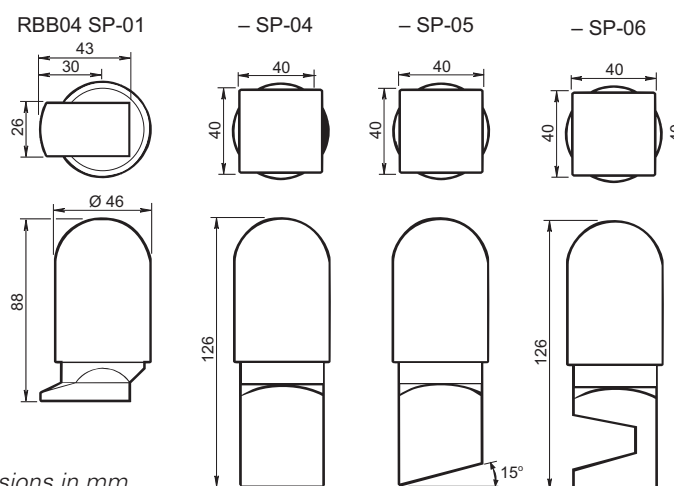
An efficient riveting system consists of vibration-damped bucking bars together with vibration-damped riveting hammers.

- **Cramped spaces** – Mini bucking bars RBB04SP are ideal for work in confined spaces. The large mass types -04, -05 will in most applications set the rivet faster than the smaller models.



| Model | Weight | | Diameter | | Ordering No. |
|--------------------------|--------|-----|----------|-----|--------------|
| | kg | lb | mm | in | |
| Mini bucking bars | | | | | |
| RBB04SP-01 | 0.8 | 1.8 | 46 | 1.8 | 8426 9101 10 |
| RBB04SP-04 | 1.3 | 2.9 | 46 | 1.8 | 8426 9101 13 |
| RBB04SP-05 | 1.4 | 3.1 | 46 | 1.8 | 8426 9101 14 |
| RBB04SP-06 | 1.1 | 2.5 | 46 | 1.8 | 8426 9101 15 |

Dimensions



Dimensions in mm