

 **morbidelli**

author serie m
numerically controlled machining centers.

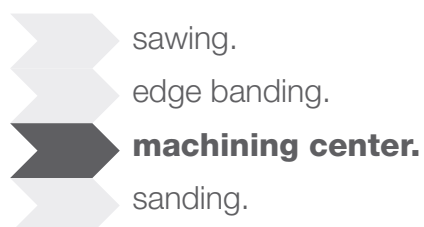


author serie m

numerically controlled machining centers

The Morbidelli Author M Series machining centers with 4 and 5 axes are powerful, efficient and highly flexible. The Author M series combines technologically advanced solutions with an updated and innovative design.


- **HIGH FINISHING QUALITY**
at the maximum machining speed thanks to extremely stiff mobile gantry type structure.
- **READY FOR ANY TYPE OF MACHINING,**
even the most intense such as those with large sized workpieces with powerful and high- performance machining heads.
- **QUICK and SAFE MACHINING**
the machine can be operated at the maximum production capacity with the highest freedom of movement for the operator and in utmost safety.





author serie m

technological advantages



MACHINING HEADS


THAT SLIDE ON INDEPENDENT SUPPORTS

allowing for the machining of very thick workpieces. Maximum positioning precision is guaranteed by a system of recirculating balls screws and digital drives.



MOBILE GANTRY TYPE STRUCTURE: THE BEST TO GUARANTEE THE STRUCTURAL STIFFNESS IN ALL MACHINING.

Base and support of the machining head have been designed and manufactured to guarantee a highly stable and precise machine over time and in every work condition.



HIGHLY CUSTOMIZABLE MACHINING HEAD.

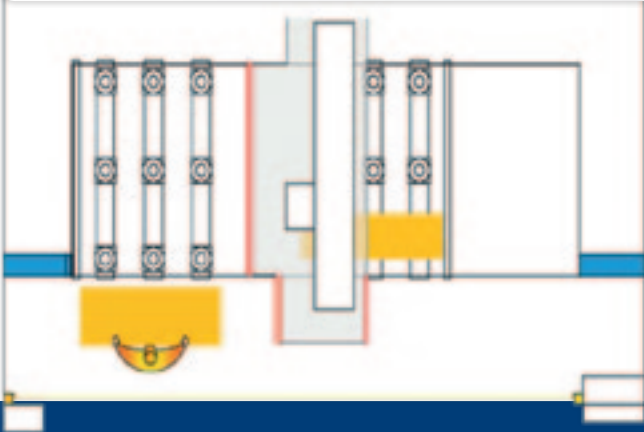
Any type of machining can easily be achieved from high capacity drilling, to powerful routing with 4 and 5 axes, and cuts with a blade up to 350mm in diameter.

INNOVATIVE SAFETY SYSTEM THAT BRING TOGETHER THE BUMPERS DEVICES WITH THE PHOTOCELLS

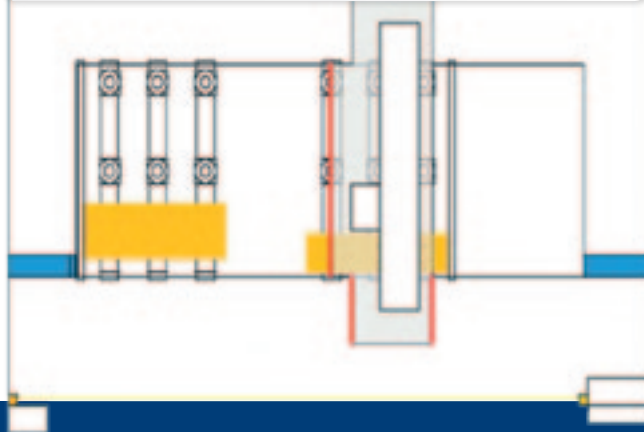
allowing the machine to be used at its maximum production capacity, especially for pendulum machining. This system allows for greater freedom of movement around the worktable and it removes the involuntary interruptions caused by other systems.



SPEED. 25 M/MIN.




SPEED. 90 M/MIN.




author serie m


machining unit: boring unit




Wide range of independent spindles drilling heads to meet any requirement: **drilling machining heads with 14 to 50 independent spindles for those with extensive drilling requirements** (wardrobe sides, sound absorbent panels etc.) but also for those with high diversification of tool types and diameters.



Up to 12 independent horizontal spindles (8 + 4)''



Blade unit integrated with the drilling head with 0-90° rotation.



author serie m

machining unit: routing unit



BRC MODULE


Multifunction unit that brings together in an extremely limited space all the classic machining capabilities of a work center: vertical and horizontal drilling and routing and cutting with blade.

3 or 4 or 5 axes routing units with up to 15 kW in power for vertical, horizontal, tilting machining and cuts with blades up to 350mm di in diameter. Each unit is fitted on an independent Z carriage to use all the working height.


PBTC MODULE

Additional routing unit with 8,5 kW electro-spindle and 6 position rapid tool changer.

The advantage of a second machining head, with its own tool changer, is a substantial reduction in cycle times and greater efficiency by working with masked cycles.



machining unit: tool changer




The rear (tool room) 16/24 positions magazine greatly increases the range of tools available to the operator.



The rapid 12 "on board" magazine fitted directly on the main electro-spindle allows for tool changes in masked time, during the auxiliary drilling or routing.


48 positions chain magazine for large sized tools with a diameter up to 350mm and tool changing shuttle which reduces tool changing times to 5 seconds.



8, 10 and 12 positions lateral magazine.


author serie m

worktables



MATIC TABLE

Worktable with automatic simultaneous positioning of the supports and the suction cups or mechanical hold-down devices. The requested configuration is performed in just a few seconds, with a guaranteed safety against the risks of collision between tool and worktable. The automatic setup in masked time of a machine half-table whilst the other half is operational eliminates the table fixturing times.



TV TABLE (Tubeless Vacuum)

Stiffness, reliability and precision are the features of the **Morbidelli Manual positioning** table.


The wide support table, the extremely stiff suction cups hold-down and the removal of vacuum tubes for each suction cup improve the quality-price ratio for this type of entry-level worktable.

MULTI-FUNCTION TABLE

Designed for the Nesting technologies the aluminum alloy multi-function table is extremely stiff and capable of maintaining perfect planarity over time, even after frequent stresses. The surface channels are made with t-shaped grooves which are extremely useful for mechanical hold-downs or custom references.

PILOT TABLE

Semiautomatic worktable, where the positioning quota of bars and suction cups is displayed on the mobile control panel and checked on the worktables with magnetic sensors. There is therefore no risk of collision as the manual positioning of the devices is assisted and safe and there is a considerable saving in the operator's time too.



The work center can be configured for work heights from 50 mm to 110 mm, with suction cups and/or mechanical hold-down devices.

author serie m

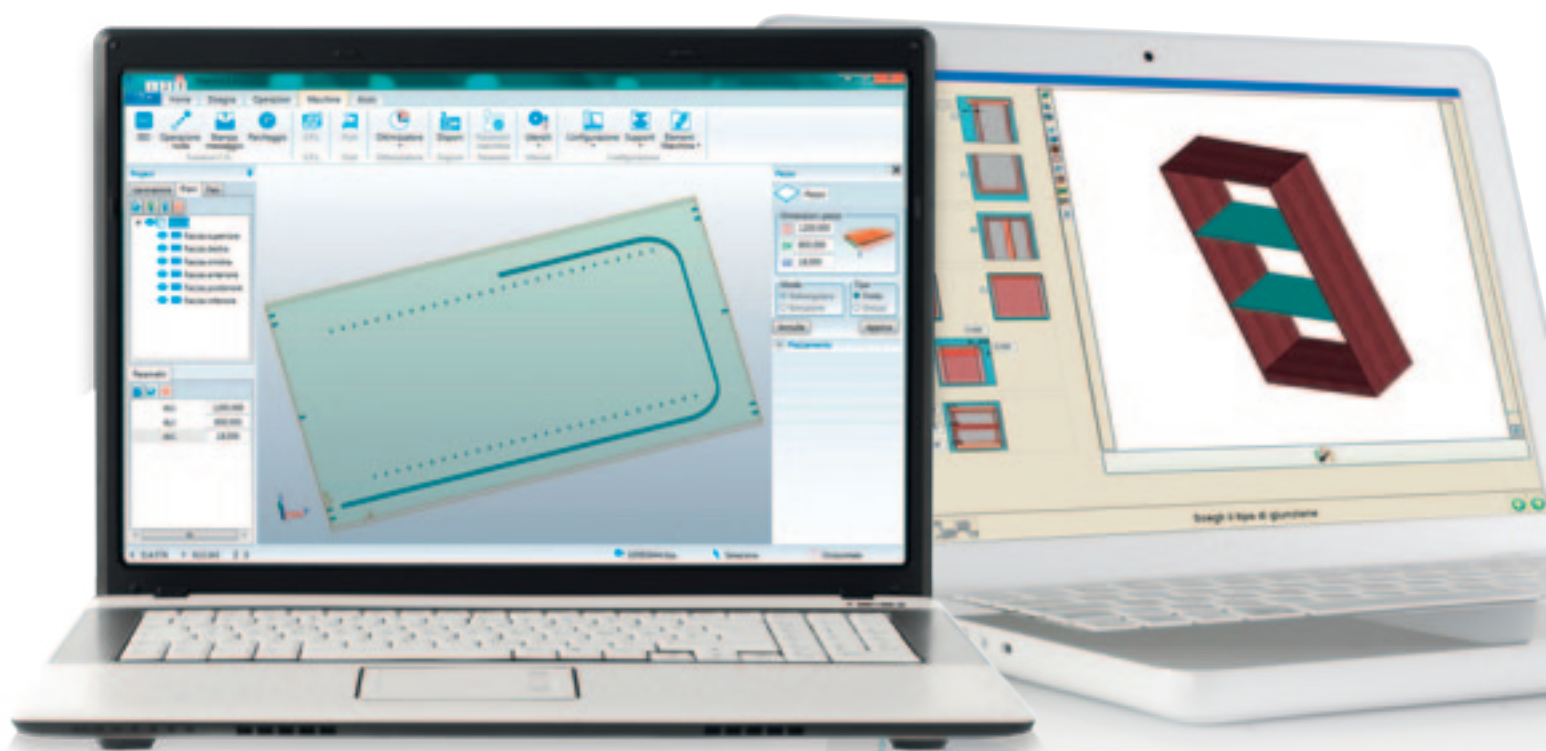
xilog maestro **software:**

The new Scm Group CAD/CAM is powerful and simple to use.

XILOG MAESTRO power and simplicity.

Xilog Maestro is the new powerful programming software for the **Morbidelli** work centers. Developed in a Windows® environment, it includes all the features and performance to ensure an easy, intuitive and efficient programming, even for those that are not familiar with PCs or that operate a work center for the first time.



- 3D graphic editor for workpieces, geometries, machining and work centers
- Geometries drawing in CAD mode
- Programming machining on tilting sides
- Importing DXF files: all formats with layer and geometries recognition
- Importing Xilog Plus XXL and PGM files
- Macro writing via editor or via scripting
- Additional software modules (option)
customizable per nesting, cabinets, etc.
- Calculation of production times
- Teleservice



AUTHOR		M 600	M 800
AXIS			
X-Y axis speed	m/min	90	90
Panel passage	mm	250	350
Electro-spindle			
3 and 4 axis electro-spindles power	kW	8,5 - 13 - 18	8,5 - 13 - 18
Maximum rotation	R.P.M	24.000	24.000
5 axis electro-spindle power	kW	11	11 - 13 - 15
Maximum rotation	R.P.M	24.000	24.000
On-board tool magazine	n° POS.	12	12
Rear tool magazine	n° POS.	16 - 24 - 48	16 - 24 - 48
Lateral tool magazine	n° POS.	8 - 10 - 12	8 - 10 - 12
BRC			
Power	kW	3	3
Maximum rotation	R.P.M	18.000	18.000
3 axis additional electro-spindle			
Power	kW	8,5	8,5
On board tool magazine	n° POS.	6	6
Boring head			
Spindles	n°	from 14 to 50	from 14 to 50
Power	kW	3	3
Rotation	R.P.M	2000 - 8000	2000 - 8000
Installation			
Suction opening diameter	mm	1x100 1x250	1x100 1x250
Suction air speed	m/sec	25	25
Suction Air consumption	m3/hr	1x1300 1x4400	1x1300 1x4400
Compressed air consumption	NL/min	170 - 300	170 - 300
Machine weight	Kg	6000 - 9000	6000 - 9000

BARS TABLE		MULTI-FUNCTION TABLE	
M 600	M 800	M 600	M 800
3050x1380 mm		3050x1320 mm	
3680x1380 mm		3650x1320 mm	
5020x1380 mm		4970x1320 mm	
6360x1380 mm		6170x1320 mm	
3680x1680 mm	3680x1680 mm	3650x1600 mm	3650x1600 mm
5020x1680 mm	5020x1680 mm	4970x1600 mm	4970x1600 mm
6360x1680 mm	6360x1680 mm	6170x1600 mm	6170x1600 mm
3680x1905 mm	3680x1905 mm	3650x1840 mm	3650x1840 mm
5020x1905 mm	5020x1905 mm	4970x1840 mm	4970x1840 mm
6360x1905 mm	6360x1905 mm	6170x1840 mm	6170x1840 mm
		3650x2120 mm	3650x2120 mm
		4970x2120 mm	4970x2120 mm
		6170x2120 mm	6170x2120 mm

The technical data may change based on the chosen composition. For illustration purposes certain photos show the machines complete with accessories. The technical data may be subject to changes without notice, the changes do not influence the safety required by the EC standards.

 **scm**
 **minimax**
 **scm tecmatic**

 **scm**


 **routech**

 **celaschi**

 **dmc**

 **superfici**

 **sergiani**

 **gabbiani**

 **morbidelli**

 **rem**

 **mahros**

 **stefani**

 **cpc**

 **sag**

 **scmgroup**
engineering

 **delmac**
engineering

 **scmfonderie**

 **steelmec**

 **hiteco**

 **es**

 **csr**

 **CMS Cms**
wood technology

 **CMS Cms**
advanced materials technology

 **CMS Brembana**
stone technology

 **CMS Brembana**
glass technology

 **CMS CmsPlast**
plastic technology

 **CMS Tecnocut**
waterjet technology

 **CMS Balestrini**

| **1**
large industrial
group
/

| **18**
production
sites
/

| **30**
specialist
brands
/

| **21**
foreign branches
/

| more than **50**
years
in business
/

| **70%**
exports
/

| **350**
agents
and dealers
/

| **365**
registered patents
/

| **500**
support
technicians
/

| **3.000**
square metre
showroom
/

| **10.000**
classic and
professional
machines made per
year
/

| **240.000**
square metres
of production
space
/



www.scmgroup.com

passion**technology**performance

scm  **group**



SCM GROUP SPA MORBIDELLI - via Casale 450 I 47826 Villa Verucchio, Rimini - Italy
tel. +39 0541 674111 - fax +39 0541 674235 - morbidelli@scmgroup.com - www.scmgroup.com



00L0071749F