NEW

siegling fullsan

homogenous belts

PRODUCT RANGE

Siegling – total belting solutions

forbo MOVEMENT SYSTEMS

FDA
21CFR

EU
10/2011

MHLW
370/2020

FULLSAN – LOWER CLEANING COSTS BETTER HYGIENE

Fullsan is the new product line of homogenous, thermoplastic, polyurethane belts from Forbo Movement Systems. All Fullsan belts are protected from contamination by oil, grease, moisture, and bacteria. They are very easy to clean and ideal for exceptionally hygiene-critical applications (dairy products, dough preparation, meat and poultry processing and other food-related areas).

With optional profiles and side walls, all Fullsan belts can adapt to countless conveying jobs. They also come in a reinforced version with fully enclosed cords. As well as being very hygienic, Fullsan Positive Drive (PD) or Center Drive (CD) belts also offer other benefits: Due to their form-fit sprocket drive, they don't slip and can be positioned very accurately.

Contents

3 Fullsan – lower cleaning costs, better hygiene

4 Fullsan Positive Drive

6 Fullsan Center Drive

8 Fullsan Flat

10 Profiles and side walls

15 More about Fullsan

The characteristics	The advantages
Homogenous material with a very smooth surface	Less cleaning required Lower water and energy consumption Cost-efficient operation
Superior mechanical and chemical resistance	Long service life, even when cleaned frequently
FDA, EU and MHLW certification	Can be used safely and in a legally compliant manner in direct contact with food
Numerous profiles, side walls and surfaces	Customizable to the type of conveying, process tasks and products
Available as a reinforced version (Pro) with cords	Long conveyors/ heavy loads possible
Form-fit drive (Center Drive/Positive Drive)	Exact positioning and slip-free operation; CD is also troughable

FULLSAN POSITIVE DRIVE

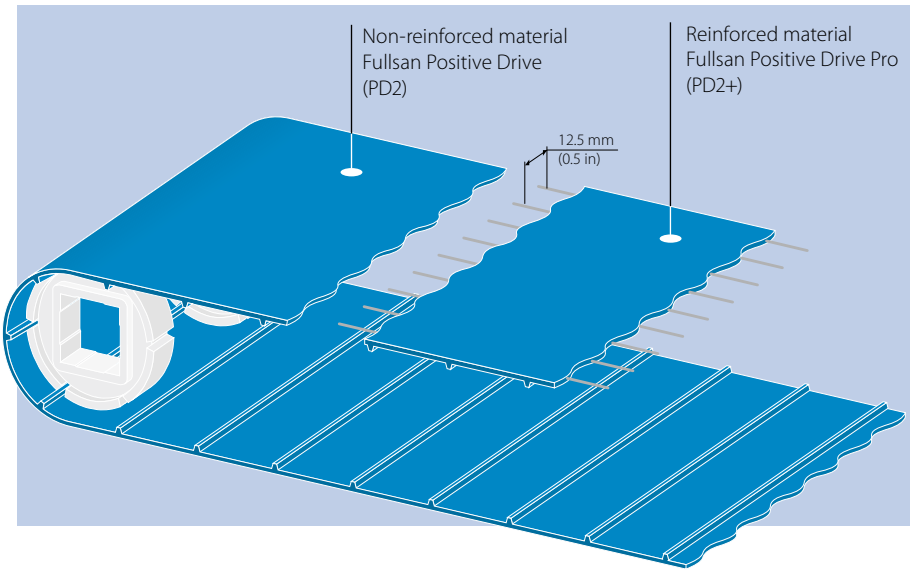

Top face · Optional surfaces

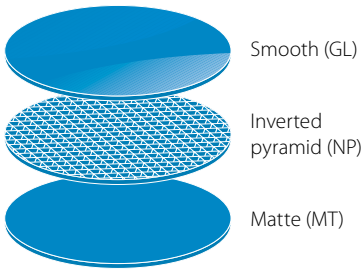

Underside

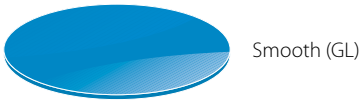

Fullsan Positve Drive is used as a homogenous belt (PD2), or one with fully enclosed cords (PD2+). The flat polyurethane belt width has teeth over the whole belt width and a form-fit drive. As a result, the belts don't slip and can be positioned very accurately.

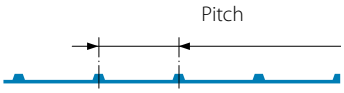

Technical information Fullsan Positive Drive

Belt type	Article number	Belt thickness approx. [mm (in)] ± 0.15 (0.006)	Tooth height approx. [mm (in)]	Pitch [mm (in)]	Nominal belt pull [N/mm width (lbf/ft width)]*	Drum diameter without counter-bending min. [mm (in)]**	Drum diameter with counter-bending min. [mm (in)]**	Operating temperature allowed [°C (°F)]	Belt weight [kg/m² (lb/ft²]
PD2 U30 GL-NA-HACCP BL FDA	640006	3.0 (0.12)	5.0 (0.2)	49.8 (1.96)	6 (411)	95 (3.74)	60 (2.36)	–10/+70 (14/158)	4.5 (0.92)
PD2 U30 MT-NA-HACCP BL FDA	640007	3.0 (0.12)	5.0 (0.2)	49.8 (1.96)	6 (411)	95 (3.74)	60 (2.36)	–10/+70 (14/158)	4.5 (0.92)
PD2+ U30 GL-NA-HACCP BL FDA	640009	3.0 (0.12)	5.0 (0.2)	49.9 (1.96)	9 (617)	95 (3.74)	40 (1.57)	–10/+70 (14/158)	4.1 (0.84)
PD2+ U30 MT-NA-HACCP BL FDA	640010	3.0 (0.12)	5.0 (0.2)	49.9 (1.96)	9 (617)	95 (3.74)	40 (1.57)	–10/+70 (14/158)	4.1 (0.84)
PD2+ U30 NP-NA-HACCP BL FDA	640011	3.4 (0.13)	5.0 (0.2)	49.9 (1.96)	9 (617)	95 (3.74)	40 (1.57)	–10/+70 (14/158)	4.1 (0.84)

* The nominal belt pull were established in standard ambient conditions (20 °C/50% humidity).
** When establishing the drum diameter, the d_{min} of the belt, flight, and side wall must be allowed for.
The highest value is the relevant one and must be no lower. The d_{min} specifications are guidelines.
They were established in standard ambient conditions (20°C/50% humidity). Lower temperatures require larger diameters.

Sprockets for Fullsan Positive Drive 2 Pro

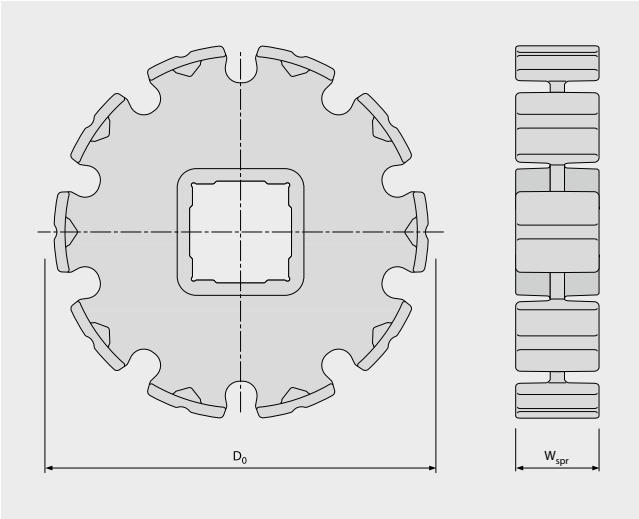

Sprocket type	Article number	Pitch circle diameter D_0 [mm (in)]	No. of teeth	Material	Color	Axle diameter [mm (in)]	Sprocket width W_{spr} [mm (in)]	Sprocket weight [kg (lb)]
PD2-Z8 SPR POM BL SQ40MM	648014	126.9 (4.99)	8	POM	blue	40.0 (1.57) SQ	35 (1.38)	0.176 (0.388)
PD2-Z8 SPR POM BL SQ1.5IN	648013	126.9 (4.99)	8	POM	blue	38.1 (1.50) SQ	35 (1.38)	0.184 (0.406)
PD2-Z10 SPR POM BL SQ40MM*	648016	159.4 (6.28)	10	POM	blue	40.0 (1.57) SQ	35 (1.38)	0.240 (0.529)
PD2-Z10 SPR POM BL SQ1.5IN*	648015	159.4 (6.28)	10	POM	blue	38.1 (1.50) SQ	35 (1.38)	0.248 (0.546)
PD2-Z12 SPR POM BL SQ40MM	648018	191.9 (7.56)	12	POM	blue	40.0 (1.57) SQ	35 (1.38)	0.258 (0.569)
PD2-Z12 SPR POM BL SQ1.5IN	648017	191.9 (7.56)	12	POM	blue	38.1 (1.50) SQ	35 (1.38)	0.266 (0.587)

* Coming soon

Further axle diameters and sprocket sizes (also over the whole belt width) on request.
Contact our customer service for more information and recommendations.

Fabrication/widths supplied

Fullsan Positive Drive belts are supplied fabricated (if required with profiles and side walls), or as roll material. The belt width is between 50 mm (2 in) and 1800 mm (70.9 in).
Caution: Lengthways cuts in the reinforced version are made in the center between the cords. Therefore, the potential width of these belts is always a multiple of 12.5 mm (0.5 in).

The potential length of the belt is a multiple of the tooth pitch. The spacing between flights and pitch of side walls might also have to be considered.

Splice type

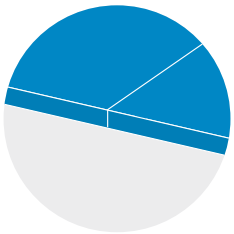

Butt splices

FULLSAN CENTER DRIVE

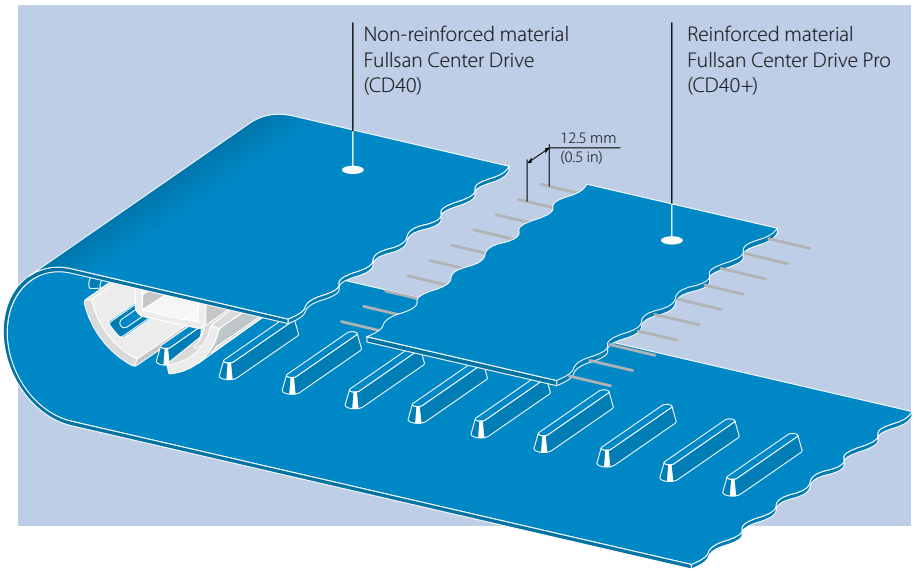

Top face · Optional surfaces

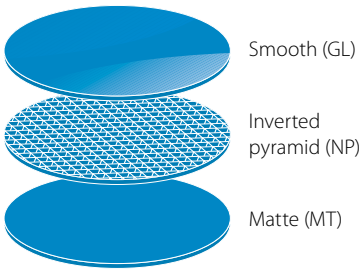

Underside

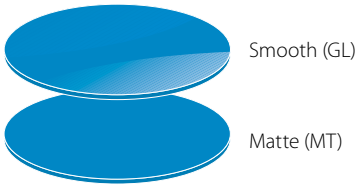

Fullsan Center Drive is used as a homogenous belt (CD40), or one with fully enclosed cords (CD40+). Depending on the belt width, the flat polyurethane belt width is driven by one, two or three rows of teeth in a form-fit manner. As a result, the belts don't slip, track automatically and position accurately.

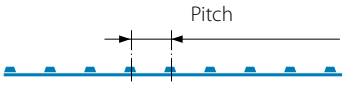

Technical information Fullsan Center Drive

Belt type	Article number	Belt thickness approx. [mm (in)] ± 0.15 (0.006)	Tooth height approx. [mm (in)]	Pitch [mm (in)]	Nominal belt pull [N/mm width (lbf/ft width)]*	Drum diameter without counter-bending min. [mm (in)]**	Drum diameter with counter-bending min. [mm (in)]**	Operating temperature allowed [°C (°F)]	Belt weight [kg/m² (lb/ft²)]	Weight of teeth [g/mm (lb/in)]
CD40 1R U30 GL-NA-HACCP BL FDA	640026	3.0 (0.12)	7.5 (0.3)	40 (1.57)	2.0 (137) [1)]	80 (3.14)	125 (4.29)	–10/+70 (14/158)	3.65 (0.75)	0.18 (0.01)
CD40 1R U30 MT-NA-HACCP BL FDA	640027	3.0 (0.12)	7.5 (0.3)	40 (1.57)	2.0 (137) [1)]	80 (3.14)	125 (4.29)	–10/+70 (14/158)	3.65 (0.75)	0.18 (0.01)
CD40 1R U30 NP-NA-HACCP BL FDA	640028	3.4 (0.13)	7.5 (0.3)	40 (1.57)	2.0 (137) [1)]	80 (3.14)	125 (4.29)	–10/+70 (14/158)	3.65 (0.75)	0.18 (0.01)
CD40+ 1R U30 GL-NA-HACCP BL FDA	640029	3.0 (0.12)	7.5 (0.3)	40 (1.57)	5.0 (342) [1)]	80 (3.14)	125 (4.29)	–10/+70 (14/158)	3.5 (0.72)	0.18 (0.01)
CD40+ 1R U30 MT-NA-HACCP BL FDA	640030	3.0 (0.12)	7.5 (0.3)	40 (1.57)	5.0 (342) [1)]	80 (3.14)	125 (4.29)	–10/+70 (14/158)	3.5 (0.72)	0.18 (0.01)
CD40+ 1R U30 NP-NA-HACCP BL FDA	640031	3.4 (0.13)	7.5 (0.3)	40 (1.57)	5.0 (342) [1)]	80 (3.14)	125 (4.29)	–10/+70 (14/158)	3.5 (0.72)	0.18 (0.01)
CD40 2R U30 GL-NA-HACCP BL FDA	640032	3.0 (0.12)	7.5 (0.3)	40 (1.57)	2.0 (137) [1)]	80 (3.14)	125 (4.29)	–10/+70 (14/158)	3.65 (0.75)	0.36 (0.02)
CD40 2R U30 MT-NA-HACCP BL FDA	640033	3.0 (0.12)	7.5 (0.3)	40 (1.57)	2.0 (137) [1)]	80 (3.14)	125 (4.29)	–10/+70 (14/158)	3.65 (0.75)	0.36 (0.02)
CD40 2R U30 NP-NA-HACCP BL FDA	640034	3.4 (0.13)	7.5 (0.3)	40 (1.57)	2.0 (137) [1)]	80 (3.14)	125 (4.29)	–10/+70 (14/158)	3.65 (0.75)	0.36 (0.02)
CD40+ 2R U30 GL-NA-HACCP BL FDA	640035	3.0 (0.12)	7.5 (0.3)	40 (1.57)	5.0 (342) [1)]	80 (3.14)	125 (4.29)	–10/+70 (14/158)	3.5 (0.72)	0.36 (0.02)
CD40+ 2R U30 MT-NA-HACCP BL FDA	640036	3.0 (0.12)	7.5 (0.3)	40 (1.57)	5.0 (342) [1)]	80 (3.14)	125 (4.29)	–10/+70 (14/158)	3.5 (0.72)	0.36 (0.02)
CD40+ 2R U30 NP-NA-HACCP BL FDA	640037	3.4 (0.13)	7.5 (0.3)	40 (1.57)	5.0 (342) [1)]	80 (3.14)	125 (4.29)	–10/+70 (14/158)	3.5 (0.72)	0.36 (0.02)
CD40 3R U30 GL-NA-HACCP BL FDA	640038	3.0 (0.12)	7.5 (0.3)	40 (1.57)	2.0 (137) [1)]	80 (3.14)	125 (4.29)	–10/+70 (14/158)	3.65 (0.75)	0.54 (0.03)
CD40 3R U30 MT-NA-HACCP BL FDA	640039	3.0 (0.12)	7.5 (0.3)	40 (1.57)	2.0 (137) [1)]	80 (3.14)	125 (4.29)	–10/+70 (14/158)	3.65 (0.75)	0.54 (0.03)
CD40 3R U30 NP-NA-HACCP BL FDA	640040	3.4 (0.13)	7.5 (0.3)	40 (1.57)	2.0 (137) [1)]	80 (3.14)	125 (4.29)	–10/+70 (14/158)	3.65 (0.75)	0.54 (0.03)
CD40+ 3R U30 GL-NA-HACCP BL FDA	640041	3.0 (0.12)	7.5 (0.3)	40 (1.57)	5.0 (342) [1)]	80 (3.14)	125 (4.29)	–10/+70 (14/158)	3.5 (0.72)	0.54 (0.03)
CD40+ 3R U30 MT-NA-HACCP BL FDA	640042	3.0 (0.12)	7.5 (0.3)	40 (1.57)	5.0 (342) [1)]	80 (3.14)	125 (4.29)	–10/+70 (14/158)	3.5 (0.72)	0.54 (0.03)
CD40+ 3R U30 NP-NA-HACCP BL FDA	640043	3.4 (0.13)	7.5 (0.3)	40 (1.57)	5.0 (342) [1)]	80 (3.14)	125 (4.29)	–10/+70 (14/158)	3.5 (0.72)	0.54 (0.03)

Preliminary

* The nominal belt pull were established in standard ambient conditions (20 °C/50% humidity).

** When establishing the drum diameter, the d_{min} of the belt, flight, and side wall must be allowed for. The highest value is the relevant one and must be no lower. The d_{min} specifications are guidelines. They were established in standard ambient conditions (20°C/50% humidity). Lower temperatures require larger diameters.

1) For belts up to 600 mm (23.6 in) wide. Values for belt widths > 600 mm (23.6 in) on request.

Sprockets for Fullsan Center Drive and Center Drive Pro

Sprocket with guidance (example with 8 teeth)

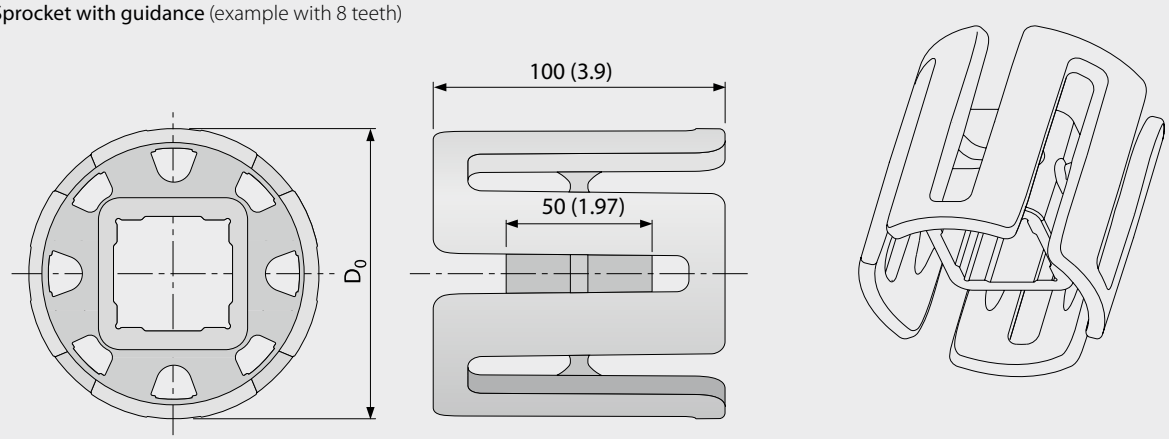

Preliminary

Sprocket type	Article number	Pitch circle diameter D_0 [mm (in)]	No. of teeth	Material	Color	Axle diameter [mm (in)]	Sprocket weight [kg (lb)]
Center Drive · Molded sprockets							
CD40-Z8 SPR POM BL SQ40MM	648007	100.6 (3.96)	8	POM	blue	40.0 (1.57) SQ	0.257 (0.566)
CD40-Z8 SPR POM BL SQ1.5IN	648008	100.6 (3.96)	8	POM	blue	38.4 (1.5) SQ	0.268 (0.591)
CD40-Z10 SPR POM BL SQ40MM	648009	126.5 (4.98)	10	POM	blue	40.0 (1.57) SQ	0.318 (0.700)
CD40-Z10 SPR POM BL SQ1.5IN	648010	126.5 (4.98)	10	POM	blue	38.4 (1.5) SQ	0.329 (0.726)
CD40-Z12 SPR POM BL SQ40MM	648011	152.4 (6)	12	POM	blue	40.0 (1.57) SQ	0.392 (0.865)
CD40-Z12 SPR POM BL SQ1.5IN	648012	152.4 (6)	12	POM	blue	38.4 (1.5) SQ	0.404 (0.890)

Further axle diameters and sprocket sizes (also over the whole belt width) on request. Drum drives are also available. Contact our customer service for more information and recommendations.

Splice type

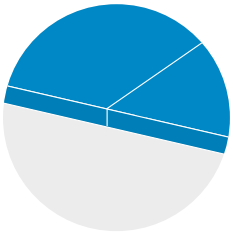

Butt splices

Fabrication/widths supplied

Fullsan Center Drive belts are supplied fabricated (if required with profiles and side walls), or as roll material. The belt width is between 100 mm (3.9 in) and 1800 mm (70.9 in).
Caution: Lengthways cuts in the reinforced versions are made in the center between the cords. Therefore, the potential width of these belts is always a multiple of 25 mm (1 in).

The potential length of the belt is a multiple of the tooth pitch. The spacing between flights and pitch of side walls might also have to be considered.

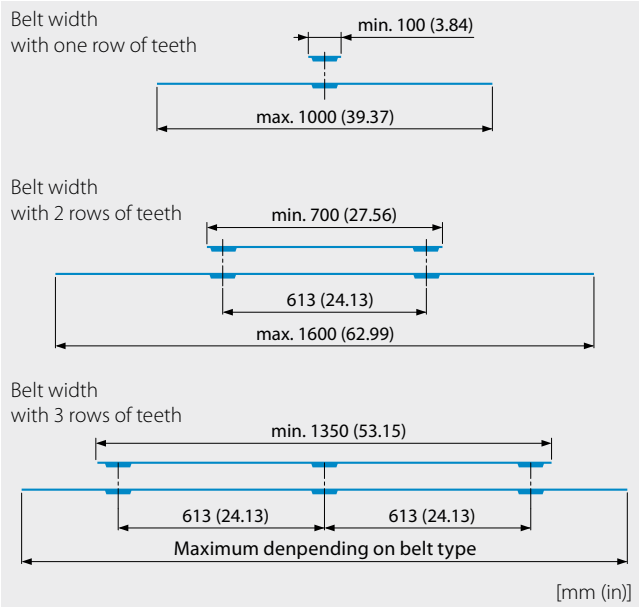

FULLSAN FLAT

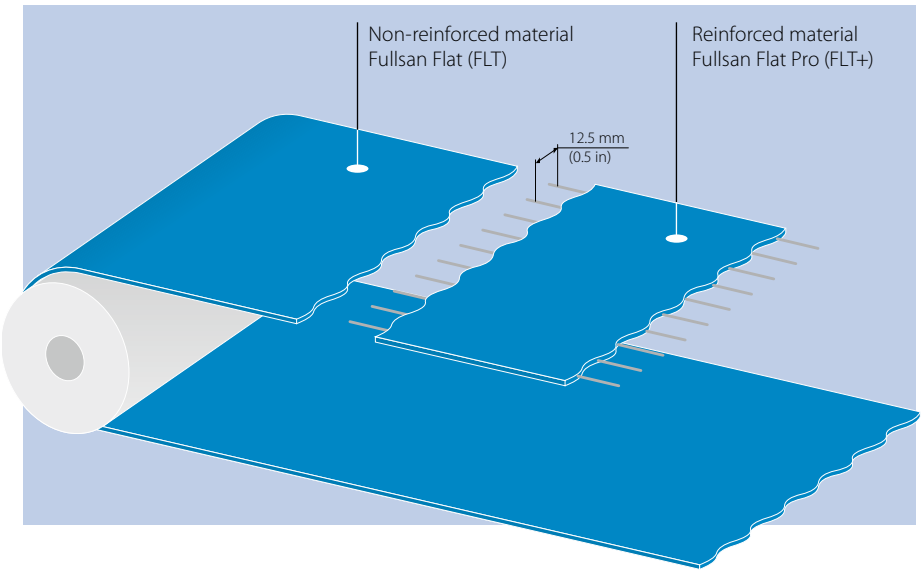

Top face · Optional surfaces



Smooth (GL)

Inverted pyramid (NP) (only on the top face or underside)

Matte (MT) (only on the top face or underside)

Fullsan Flat (FLT) is used as a homogenous belt, or with fully enclosed cords (FLT+). The flat polyurethane belt is friction driven via an end drum.

Technical information Fullsan Flat

Belt type	Article number	Belt thickness approx. [mm (in)] ± 0.15 (0.006)	Tensile force at 1% elongation ($k_{1\%}$ relaxed) [N/mm width (lbf/ft width)]*	Drum diameter without counter-bending min. [mm (in)]**	Drum diameter with counter-bending min. [mm (in)]**	Operating temperature allowed [°C (°F)]	Belt weight [kg/m² (lb/ft²)]
FLT U30 GL/GL-NA-HACCP BL FDA	640012	3 (0.12)	1.75 (120)	40 (1.57)	40 (1.57)	– 10/+70 (14/158)	3.65 (0.75)
FLT U30 GL/MT-NA-HACCP BL FDA	640013	3 (0.12)	1.75 (120)	40 (1.57)	40 (1.57)	– 10/+70 (14/158)	3.65 (0.75)
FLT U30 GL/NP-NA-HACCP BL FDA	640014	3.4 (0.13)	1.75 (120)	40 (1.57)	40 (1.57)	– 10/+70 (14/158)	3.65 (0.75)
FLT U30 MT/GL-NA-HACCP BL FDA	640015	3 (0.12)	1.75 (120)	40 (1.57)	40 (1.57)	– 10/+70 (14/158)	3.65 (0.75)
FLT U30 MT/NP-NA-HACCP BL FDA	640016	3.4 (0.13)	1.75 (120)	40 (1.57)	40 (1.57)	– 10/+70 (14/158)	3.65 (0.75)
FLT U30 NP/GL-NA-HACCP BL FDA	640017	3.4 (0.13)	1.75 (120)	40 (1.57)	40 (1.57)	– 10/+70 (14/158)	3.65 (0.75)
FLT U30 NP/MT-NA-HACCP BL FDA	640018	3.4 (0.13)	1.75 (120)	40 (1.57)	40 (1.57)	– 10/+70 (14/158)	3.65 (0.75)
FLT+ U30 GL/GL-NA HACCP BL FDA	640019	3 (0.12)	9 (617)	40 (1.57)	40 (1.57)	– 10/+70 (14/158)	3.5 (0.72)
FLT+ U30 GL/MT-NA-HACCP BL FDA	640020	3 (0.12)	9 (617)	40 (1.57)	40 (1.57)	– 10/+70 (14/158)	3.5 (0.72)
FLT+ U30 GL/NP-NA HACCP BL FDA	640021	3.4 (0.13)	9 (617)	40 (1.57)	40 (1.57)	– 10/+70 (14/158)	3.5 (0.72)
FLT+ U30 MT/GL-NA-HACCP BL FDA	640022	3 (0.12)	9 (617)	40 (1.57)	40 (1.57)	– 10/+70 (14/158)	3.5 (0.72)
FLT+ U30 MT/NP-NA-HACCP BL FDA	640023	3.4 (0.13)	9 (617)	40 (1.57)	40 (1.57)	– 10/+70 (14/158)	3.5 (0.72)
FLT+ U30 NP/GL-NA HACCP BL FDA	640024	3.4 (0.13)	9 (617)	40 (1.57)	40 (1.57)	– 10/+70 (14/158)	3.5 (0.72)
FLT+ U30 NP/MT-NA-HACCP BL FDA	640025	3.4 (0.13)	9 (617)	40 (1.57)	40 (1.57)	– 10/+70 (14/158)	3.5 (0.72)

* Established in standard ambient conditions (20°C/50% humidity).

** When establishing the drum diameter, the d_{min} of the belt, flight, and side wall must be allowed for. The highest value is the relevant one and must be no lower. The d_{min} specifications are guidelines. They were established in standard ambient conditions (20°C/50% humidity). Lower temperatures require larger diameters.

Splice types

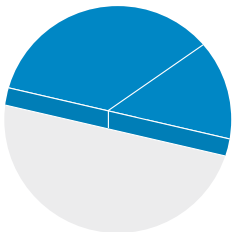

Butt splices
(standard)

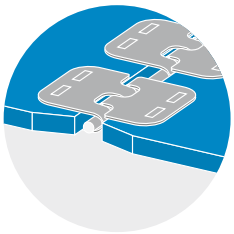

Clip fasteners
(metal)

Clip fasteners
(Plastic)

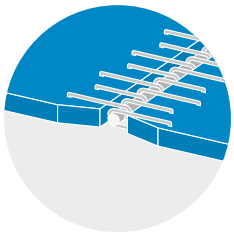

Wire-hook
fasteners

Fabrication/widths supplied

Fullsan Flat belts are supplied fabricated (if required with profiles and side walls), or as roll material. The belt width is between 25 mm (1 in) and 2000 mm (78.7 in).
Caution: Lengthways cuts in the reinforced versions are made in the center between the cords. Therefore, the potential width of these belts is always a multiple of 12.5 mm (0.5 in).

When establishing the belt length, the spacing between flights and pitch of side walls might also have to be taken into account.

Type key for all Fullsan series

Type key for Fullsan

FLT			U	30	NP /	GL	- NA -	HACCP	BL	FDA
CD40	+	2R	U	30		GL	- NA -	HACCP	BL	FDA
PD2			U	30		MT	- NA -	HACCP	BL	FDA

- Fullsan series
- Pitch
- Reinforced
- No. of rows of teeth
- Belting material
- Belt thickness without teeth in 1/10 mm
- Belt surface of underside
- Belt surface of top face
- Belt characteristic
- Belt characteristic
- Color
- Belt characteristic

FLT	=	Flat top
CD	=	Center Drive
PD	=	Positive Drive
+	=	reinforced version (Pro)
1R/2R/ 3R	=	no. of rows of teeth
U	=	polyurethane
GL	=	smooth
MT	=	matte
NP	=	inverted pyramid
NA	=	not antistatic
HACCP	=	HACCP concept support
FDA	=	food safe compliance with EC/FDA
BL	=	blue

blue (RAL 5015)

PROFILES AND SIDE WALLS

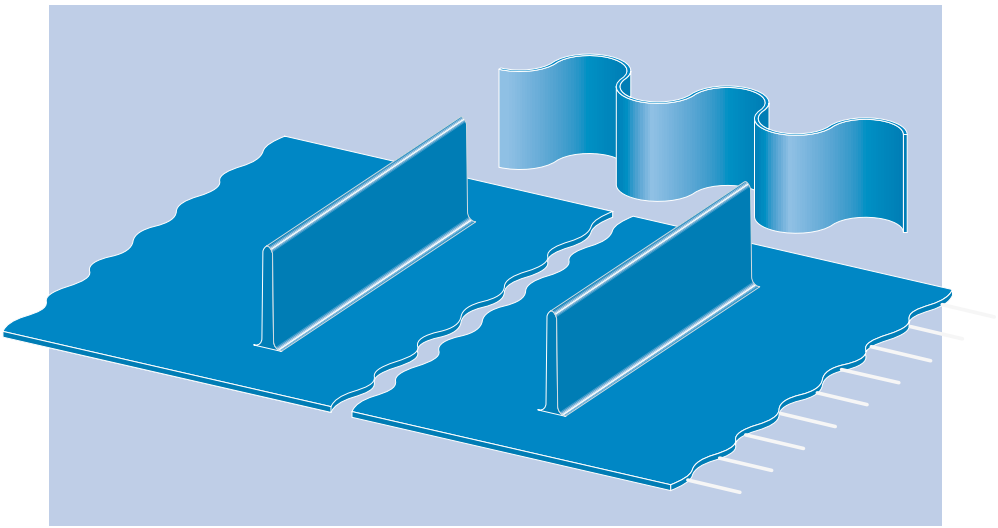

Profiles can be welded onto the belts in tight tolerances. Customized profile heights are possible. When belts are driven in a form-fit manner, welding is carried out between the teeth.

Overview of the profile cross sections

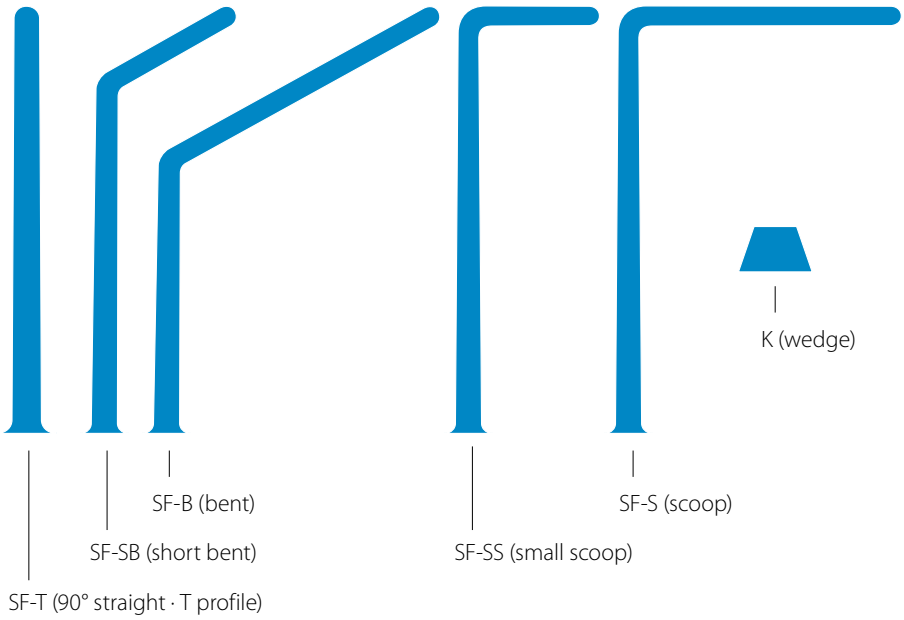

- Flights can be added to belts that are more than 1300 mm (51.18 in) wide if the application allows joints between flights.
- Flight widths are only possible as a multiple of 10 mm. Minimum width 50 mm
- Slots can be applied to flights.
- Contact our customer service for more information about production tolerances and recommendations of where the belt can be used.

Technical information about PU flights

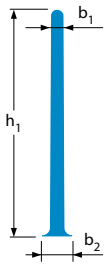

SF-T
(90° straight
[T profile])

Type designation	Article no.	Height h_1 [mm (in)]	Height h_2 [mm (in)]	Thickness b_1/b_2 [mm (in)]	Extension b_3 [mm (in)]	Color	Material/ surface	d_{min} [mm (in)]*	
								Temp ≥ 0°C/32°F	Temp < 0°C/32°F
SF-T 5X25-U85-GL/GL BL FDA	880730	25 (0.98)	–	4.7/11 (0.19/0.43)	–	blue	U85 smooth	101 (3.97)	151 (5.94)
SF-T 5X50-U85-GL/GL BL FDA	880731	50 (1.97)	–	4.3/11 (0.17/0.43)	–	blue	U85 smooth	101 (3.97)	151 (5.94)
SF-T 5X75-U85-GL/GL BL FDA	880732	75 (2.95)	–	4.0/11 (0.16/0.43)	–	blue	U85 smooth	101 (3.97)	151 (5.94)
SF-T 7X100-U85-GL/GL BL FDA	880733	100 (3.94)	–	6.3/13 (0.25/0.51)	–	blue	U85 smooth	128 (5.04)	180 (7.09)
SF-T 7X125-U85-GL/GL BL FDA	880734	125 (4.92)	–	6.2/13 (0.24/0.51)	–	blue	U85 smooth	128 (5.04)	180 (7.09)
SF-T 7X150-U85-GL/GL BL FDA	880736	150 (5.91)	–	6.0/13 (0.24/0.51)	–	blue	U85 smooth	128 (5.04)	180 (7.09)

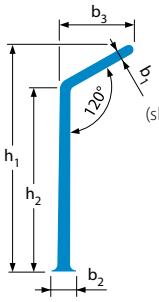

SF-SB
(short bent)

SF-SB 4X50-U85-GL/GL BL FDA	880750	50 (1.97)	37.9 (1.47)	4.0/10 (0.16/0.39)	25 (0.98)	blue	U85 smooth	101 (3.97)	151 (5.94)
SF-SB 4X75-U85-GL/GL BL FDA	880751	75 (2.95)	62.9 (2.48)	4.0/10 (0.16/0.39)	25 (0.98)	blue	U85 smooth	101 (3.97)	151 (5.94)
SF-SB 7X100-U85-GL/GL BL FDA	880752	100 (3.94)	88.7 (3.49)	6.4/13 (0.25/0.51)	25 (0.98)	blue	U85 smooth	128 (5.04)	180 (7.09)
SF-SB 7X125-U85-GL/GL BL FDA	880753	125 (4.92)	113.7 (4.48)	6.3/13 (0.25/0.51)	25 (0.98)	blue	U85 smooth	128 (5.04)	180 (7.09)
SF-SB 7X150-U85-GL/GL BL FDA	880755	150 (5.91)	138.7 (5.46)	6.1/13 (0.24/0.51)	25 (0.98)	blue	U85 smooth	128 (5.04)	180 (7.09)

SF-B
(bent)
α = 120°

SF-B 4X75-U85-GL/GL BL FDA	880745	75 (2.95)	48.4 (1.91)	4.0/10 (0.16/0.39)	50 (1.97)	blue	U85 smooth	101 (3.97)	151 (5.94)
SF-B 7X100-U85-GL/GL BL FDA	880746	100 (3.94)	74.3 (2.93)	6.4/13 (0.25/0.51)	50 (1.97)	blue	U85 smooth	128 (5.04)	180 (7.09)
SF-B 7X125-U85-GL/GL BL FDA	880748	125 (4.92)	99.3 (3.91)	6.3/13 (0.25/0.51)	50 (1.97)	blue	U85 smooth	128 (5.04)	180 (7.09)
SF-B 7X150-U85-GL/GL BL FDA	880749	150 (5.91)	124.3 (4.89)	6.1/13 (0.24/0.51)	50 (1.97)	blue	U85 smooth	128 (5.04)	180 (7.09)

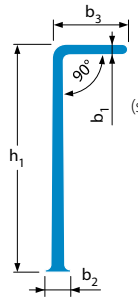

SF-SS
(small scoop)

SF-SS 4X50-U85-GL/GL BL FDA	880770	50 (1.97)	–	4.0/10 (0.16/0.39)	25 (0.98)	blue	U85 smooth	101 (3.97)	151 (5.94)
SF-SS 4X75-U85-GL/GL BL FDA	880771	75 (2.95)	–	4.0/10 (0.16/0.39)	25 (0.98)	blue	U85 smooth	101 (3.97)	151 (5.94)
SF-SS 7X75-U85-GL/GL BL FDA	880772	75 (2.95)	–	6.6/13 (0.26/0.51)	25 (0.98)	blue	U85 smooth	128 (5.04)	180 (7.09)
SF-SS 7X100-U85-GL/GL BL FDA	880773	100 (3.94)	–	6.5/13 (0.26/0.51)	25 (0.98)	blue	U85 smooth	128 (5.04)	180 (7.09)
SF-SS 7X125-U85-GL/GL BL FDA	880774	125 (4.92)	–	6.3/13 (0.25/0.51)	25 (0.98)	blue	U85 smooth	128 (5.04)	180 (7.09)
SF-SS 7X150-U85-GL/GL BL FDA	880775	150 (5.91)	–	6.2/13 (0.24/0.51)	25 (0.98)	blue	U85 smooth	128 (5.04)	180 (7.09)

SF-S
(scoop)

SF-S 4X50-U85-GL/GL BL FDA	880776	50 (1.97)	–	4.0/10 (0.16/0.39)	50 (1.97)	blue	U85 smooth	101 (3.97)	151 (5.94)
SF-S 4X75-U85-GL/GL BL FDA	880777	75 (2.95)	–	4.0/10 (0.16/0.39)	50 (1.97)	blue	U85 smooth	101 (3.97)	151 (5.94)
SF-S 7X75-U85-GL/GL BL FDA	880780	75 (2.95)	–	6.6/13 (0.26/0.51)	50 (1.97)	blue	U85 smooth	128 (5.04)	180 (7.09)
SF-S 7X100-U85-GL/GL BL FDA	880781	100 (3.94)	–	6.4/13 (0.25/0.51)	50 (1.97)	blue	U85 smooth	128 (5.04)	180 (7.09)
SF-S 7X125-U85-GL/GL BL FDA	880782	125 (4.92)	–	6.3/13 (0.25/0.51)	50 (1.97)	blue	U85 smooth	128 (5.04)	180 (7.09)
SF-S 7X150-U85-GL/GL BL FDA	880783	150 (5.91)	–	6.2/13 (0.24/0.51)	50 (1.97)	blue	U85 smooth	128 (5.04)	180 (7.09)

Technical information about PU flights and longitudinal profiles

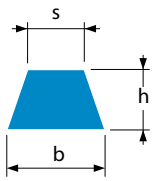

K
(wedge)

Type designation	Article no.	Dimensions b x h x s [mm (in)]	Color	Material/ surface	Permitted operating temp. [°C]	Flights		Longitudinal profiles		
						Profile spacing min. [mm(in)]	d_{min} approx. [mm (in)]*	Profile spacing min. [mm(in)]	on underside d_{min} approx. [mm (in)]*	on top face d_{min} approx. [mm (in)]*
K6	888009	6x4.2x4 (0.24x0.17x0.16)	blue	U65 smooth	-30/+80	30 (1.18)	30 (1.18)	30 (1.18)	40 (1.57)	30 (1.18)
K10	880517	10x6x6 (0.39x0.24x0.24)	blue	U65 smooth	-30/+80	30 (1.18)	50 (1.97)	30 (1.18)	70 (2.76)	60 (2.36)
K13	881233	13x8x7.5 (0.51x0.31x0.30)	blue	U65 smooth	-30/+80	30 (1.18)	80 (3.15)	30 (1.18)	90 (3.54)	60 (2.36)
K17	888411	17x11x9.5 (0.67x0.43x0.37)	blue	U65 smooth	-30/+80	30 (1.18)	110 (4.33)	30 (1.18)	90 (3.54)	90 (3.54)

* When establishing the drum diameter, the d_{min} of the belt, flight, and side wall must be allowed for.
The highest value is the relevant one and must be no lower. The d_{min} specifications are guidelines.
They were established in standard ambient conditions (20°C/50% humidity). Lower temperatures require larger diameters.

PU side walls

Side walls can be welded onto the belts in tight tolerances. Customized profile heights are possible. All available side wall types can be used for FLT belts.

- PU side wall material is available in 2 mm (0.08 in) or 2.5 mm (0.10 in) thickness depending on the height of the side wall.
- Side walls must be applied to the belt edges with spacing of at least 5 mm (0.20 in).
- The minimum spacing from long tracking profiles on the belt's top face is 12 mm (0.47 in).
- The minimum distance to flights is 5 mm (0.20 in) – positioning the sidewall in the area of the drive lugs is not possible.
- If sidewalls are used, the belt length has to be a multiple of the sidewall pitch.

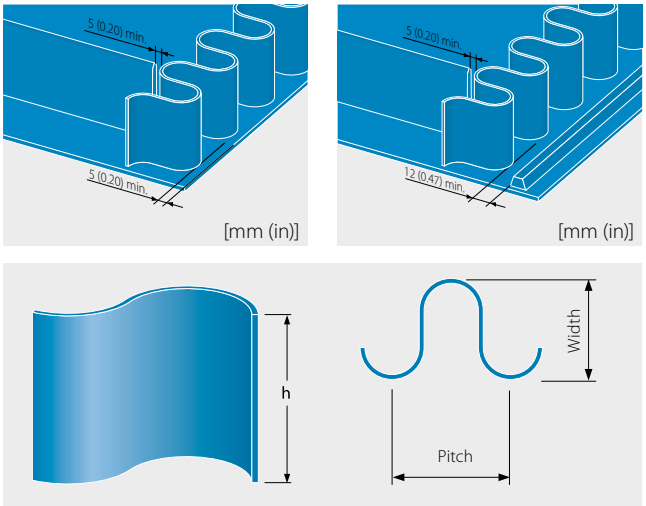

You can obtain exact dimensions, tolerances and other technical information on request. Contact our customer service for more information and recommendations.

Technical information PU side walls

Type designation	Article no.	Belt type	Height h [mm (in)]	Thickness [mm (in)]	Weight [g/mm (lb/in)]	Pitch [mm (in)]	Width [mm (in)]	Color	Material/surface	d_{min} [mm (in)]*	d_{min} [mm (in)] with counter-bending [mm (in)]*
FW 2X 25/P40-U90-GL/GL BL FDA	2880714	FLT/ CD40	25 (0.98)	2 (0.08)	0.235 (0.013)	40 (1.57)	49.5 (1.95)	blue	U90 smooth	80 (3.15)	100 (3.94)
FW 2X 50/P40-U90-GL/GL BL FDA	2880715		50 (1.97)	2 (0.08)	0.470 (0.026)	40 (1.57)	49.5 (1.95)	blue	U90 smooth	100 (3.94)	200 (7.87)
FW 2X 75/P40-U90-GL/GL BL FDA	2880716		75 (2.95)	2 (0.08)	0.705 (0.039)	40 (1.57)	49.5 (1.95)	blue	U90 smooth	130 (5.12)	300 (11.81)
FW 2X 100/P40-U90-GL/GL BL FDA	2880717		100 (3.94)	2 (0.08)	0.940 (0.053)	40 (1.57)	49.5 (1.95)	blue	U90 smooth	160 (6.3)	400 (15.75)
FW 2X 25/P49-U90-GL/GL BL FDA	880714	FLT/ PD2	25 (0.98)	2 (0.08)	0.206 (0.012)	49.5 (1.95)	49.5 (1.95)	blue	U90 smooth	80 (3.15)	100 (3.94)
FW 2X 50/P49-U90-GL/GL BL FDA	880715		50 (1.97)	2 (0.08)	0.411 (0.023)	49.5 (1.95)	49.5 (1.95)	blue	U90 smooth	100 (3.94)	200 (7.87)
FW 2X 75/P49-U90-GL/GL BL FDA	880716		75 (2.95)	2 (0.08)	0.617 (0.035)	49.5 (1.95)	49.5 (1.95)	blue	U90 smooth	130 (5.12)	300 (11.81)
FW 2X 100/P49-U90-GL/GL BL FDA	880717		100 (3.94)	2 (0.08)	1.028 (0.058)	49.5 (1.95)	49.5 (1.95)	blue	U90 smooth	160 (6.3)	400 (15.75)
FW 2.5X 125/P49-U90-GL/GL BL FDA	880720		125 (4.92)	2.5 (0.1)	1.285 (0.072)	49.5 (1.95)	49.5 (1.95)	blue	U90 smooth	210 (8.27)	500 (19.69)
FW 2.5X 150/P49-U90-GL/GL BL FDA	880721		150 (5.91)	2.5 (0.1)	1.541 (0.086)	49.5 (1.95)	49.5 (1.95)	blue	U90 smooth	250 (9.84)	600 (23.62)

* When establishing the drum diameter, the d_{min} of the belt, flight, and side wall must be allowed for.
The highest value is the relevant one and must be no lower. The d_{min} specifications are guidelines.
They were established in standard ambient conditions (20°C/50% humidity). Lower temperatures require larger diameters.

Detailed dimensions, tolerances, and other specifications available on request.
Contact customer service for additional information and recommendations.

Type key PU flights and longitudinal profiles

SF-SS 7X75-U85-GL/GL BL FDA

- Characteristic
- Color
- Surface front/back
- Material/hardness [Shore A]
- Height h [mm]
- Thickness top [mm]
- Profile form
- Foot form

SF	=	Small foot
B	=	Bent
K	=	Wedge profile
SB	=	Short bent
S	=	Scoop
SS	=	Small scoop
T	=	T profile
U	=	polyurethane
GL	=	smooth
FDA	=	food safe compliance with EC/FDA
BL	=	blue

Blue (RAL 5015)

Type key side walls

FW 2X100/P40-U90-GL/GL BL FDA

- Characteristic
- Color
- Surface front/back
- Material/hardness [Shore A]
- Pitch [mm]
- Height [mm]
- Thickness [mm]
- Foot form

FW	=	footless wall
P	=	pitch
U	=	polyurethane
GL	=	smooth
BL	=	blue
FDA	=	food safe compliance with EC/FDA

Blue (RAL 5015)

MORE ABOUT FULLSAN

General Information

You can find all the information about Fullsan on our website

Further info

Our digital magazine provides an overview of Fullsan's benefits

Further info

Easy splicing

You can see a film showing how easy splicing with the air-cooled Blizzard SHP X00 heating press is

Further info

Can be used on the conveyor

See the technical manual for interesting information on how to use homogenous belts

Further info

Siegling – total belting solutions

Committed staff, quality oriented organization and production processes ensure the constantly high standards of our products and services.

Forbo Movement Systems complies with total quality management principles. Our quality management system has ISO 9001 certification at all production and fabrication sites. What's more, many sites have ISO 14001 environmental management certification.

Ref. no. 259-2
06/25 · UDH · Reproduction of text or parts thereof only with our approval. Subject to change.

Our service – anytime, anywhere

Forbo Movement Systems employs around 2,500 people in its group of companies. Our products are manufactured in ten production facilities across the world.
You can find companies and agencies with warehouses and workshops in over 80 countries.
Service points are located in more than 300 places worldwide.

Forbo Siegling GmbH
Lilienthalstrasse 6/8, D-30179 Hannover
Phone +49 511 6704 0
www.forbo-siegling.com, siegling@forbo.com

MOVEMENT SYSTEMS