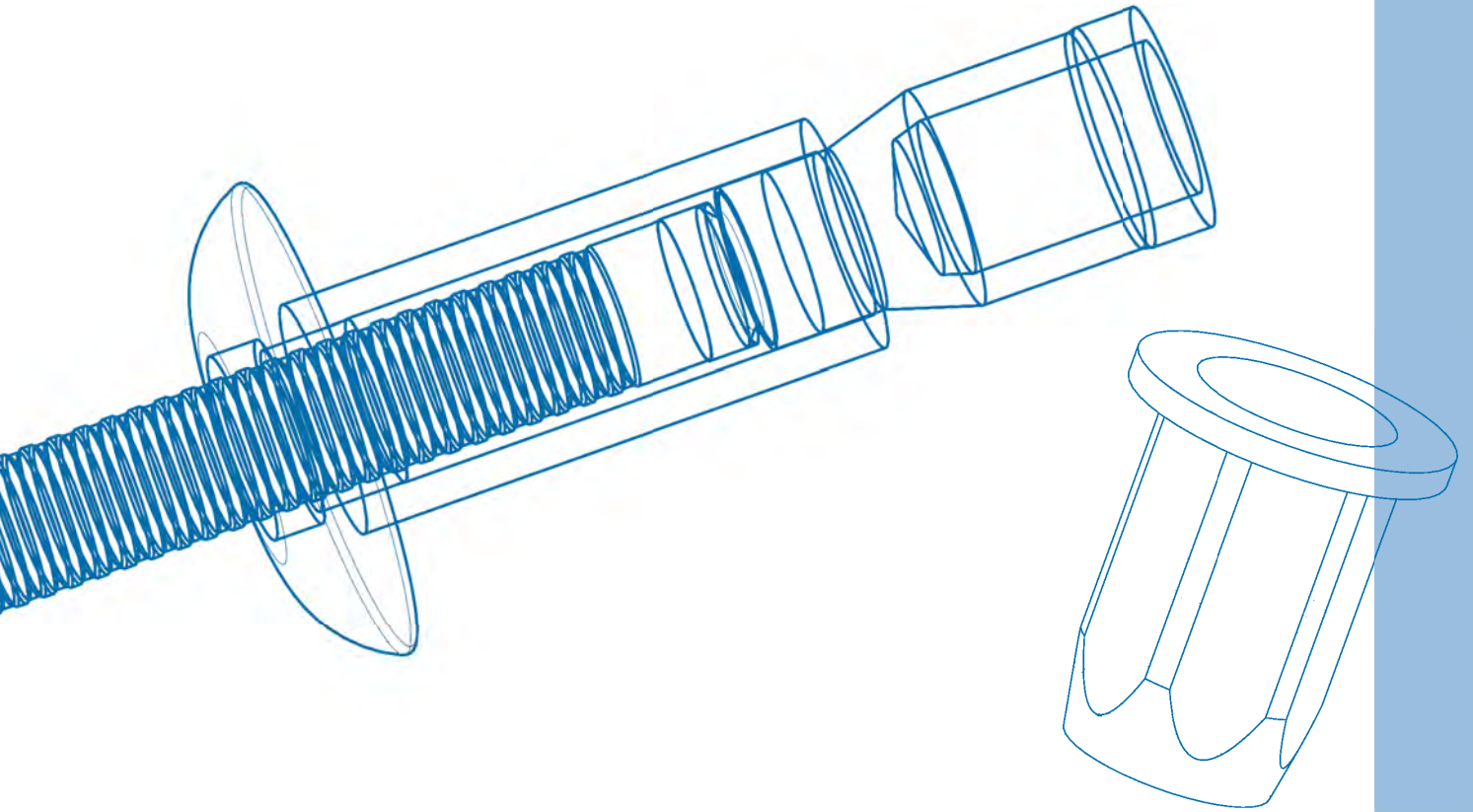



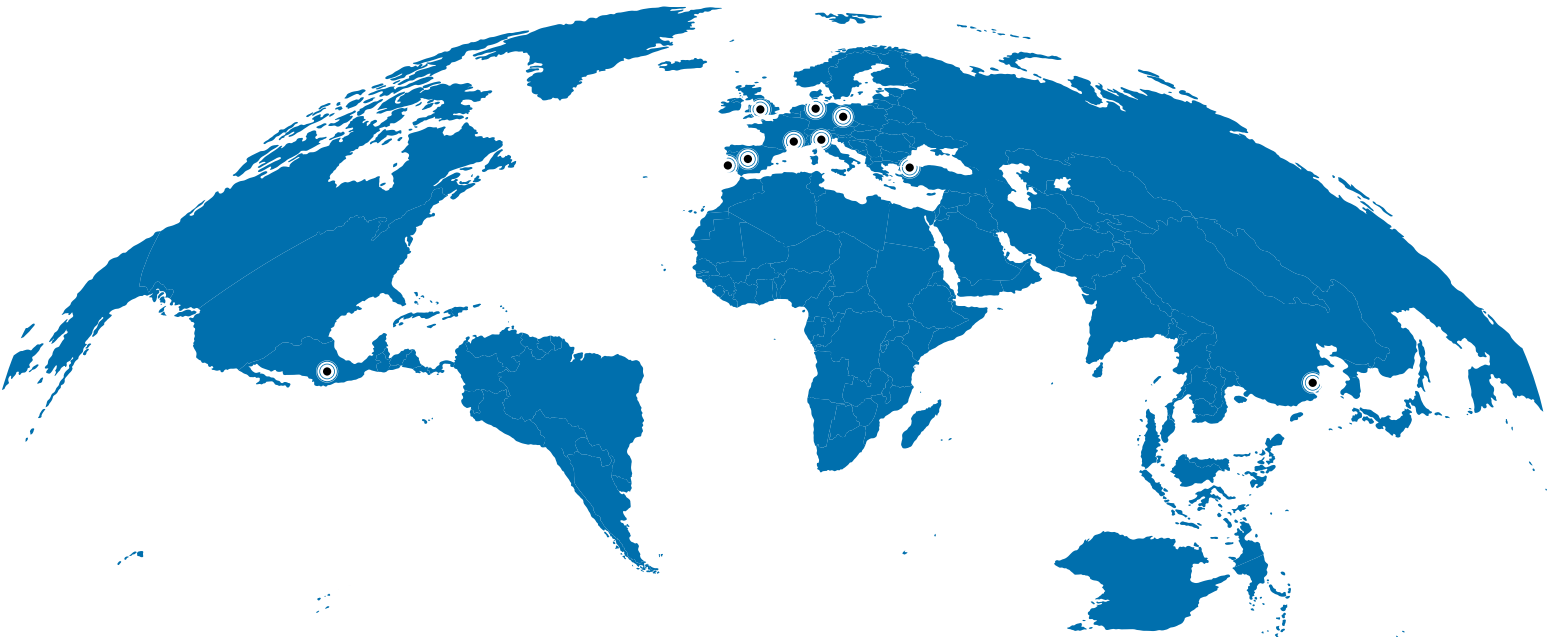
THE QUALITY IN RIVETS, RIVET NUTS AND RIVETING TOOLS



2023 CATALOGUE



Leading multinational, dedicated to the manufacture and distribution of blind rivets, structural rivets, blind rivet nuts and riveting tools.



PRODUCTION PLANTS

With production plants on three continents, commercial delegations in ten countries and customers in more than 60 countries, BRALO's vision is to be a global company.



BRALO, S.A.



BRALO NINGBO CHINA



BRALO MEXICO, S.A. De C.V.

COMMERCIAL OFFICES AND LOGISTICS CENTERS

- BRALO, S.A.
- BRALO DEUTSCHLAND GMBH
- BRALO U.K. LTD
- BRALO CZ, s.r.o.
- BRALO ITALIA S.R.L.
- BRALO PORTUGUESA, LDA.
- BRALO FRANCE, S.A.S
- BRALO NINGBO CHINA
- BRALO MEXICO, S.A. DE C.V.
- BRALO Baglanti Elemanlari San.ve Sti.

DISTRIBUTORS

- Austria
- USA
- Uruguay
- Argentina
- Chile
- Russia

INDEX

SERVICES	6
NEW PRODUCTS	8
PRODUCTS	9
RIVETS - TECHNICAL DATA	10
TYPES OF RIVETS	12
COATINGS AND LACQUERS	16
SELECTION RIVET GUIDE	18



65 STRUCTURAL RIVETS

19 ALUMINIUM RIVETS

ALUMINIUM/ STEEL STANDARD

Dome	20
Colors in stock	22
Tube	25
Large	26
Countersunk	27

ALUMINIUM/ STAINLESS STEEL

Dome	28
Large	29
Countersunk	30

ALUMINIUM/ ALUMINIUM

Dome	31
Large	31

ALUMINIUM/ STEEL VERSAGRIP

	32
--	----

ALUMINIUM/ STEEL MULTIGRIP

Dome	33
Countersunk	34
Large	34

ALUMINIUM/ STAINLESS STEEL VERSAGRIP

	35
--	----

ALUMINIUM/ STAINLESS STEEL MULTIGRIP

Dome	35
Countersunk	36
Large	36

ALUMINIUM/ STEEL HARDLOCK

	37
--	----

ALUMINIUM GROOVED

	38
--	----

ALUMINIUM SOFT MATERIALS

	39
--	----

ALUMINIUM PEELED

Dome	40
Large	42

ALUMINIUM TREBOL

Alomada	44
Ancha	44
S-Trebol	45
S-Trebol WP	46

ALUMINIUM SEALED

Dome	47
Large	48
Countersunk	48

ALUMINIUM/STAINLESS STEEL SEALED

	49
--	----

ALUMINIUM/ALUMINIUM SEALED

	49
--	----

50 STEEL RIVETS

STEEL STANDARD

Dome	51
Large	52
Countersunk	53

STEEL MULTIGRIP

	54
--	----

STEEL HARDVEX

	55
--	----

STEEL PEELED

	56
--	----

STEEL SEALED

	56
--	----

57 STAINLESS STEEL RIVETS

STAINLESS STEEL A2

Dome	58
Large	59
Countersunk	59

STAINLESS STEEL A4

	60
--	----

STAINLESS STEEL VERSAGRIP

	60
--	----

STAINLESS STEEL SEALED

	61
--	----

STAINLESS STEEL HARDVEX

	61
--	----

62 COPPER NICKEL ALLOY

MONEL®/ STEEL

	62
--	----

MONEL®/ STAINLESS STEEL A4

	62
--	----

63 COPPER RIVETS

COPPER/ STEEL

	63
--	----

COPPER/ BRONZE

	63
--	----

COPPER/ STEEL SEALED

	64
--	----

COPPER/ STAINLESS STEEL SEALED

	64
--	----

65 STRUCTURAL RIVETS

ALUMINIUM STRUCTURAL

Dome	65
Countersunk	65

STEEL STRUCTURAL

Dome	66
Countersunk	66

STAINLESS STEEL STRUCTURAL

Dome	67
Countersunk	67

80 SPECIAL RIVETS



92

BLIND RIVET NUTS

118 RIVETING TOOLS



Dome Stainless Steel A4	67
ALUMINIUM MULTILOCK	
Dome	68
Countersunk	68
STEEL MULTILOCK	
Dome	69
Countersunk	69
STAINLESS STEEL MULTILOCK	
Dome	70
Countersunk	70
ALUMINIUM HARDLOCK	71
STEEL HARDLOCK	72
STAINLESS STEEL HARDLOCK	72
STEEL G-BRA	
Dome	73
Countersunk	73
STAINLESS STEEL G-BRA	
Dome	74
Countersunk	74
STEEL HARDGRIP	75
STAINLESS STEEL HARDGRIP	76
STAINLESS STEEL A4 HARDGRIP	76
STEEL ESTRUBOLT	77

78 LOCKBOLTS

BRALOCK	78
UNILOCK	79

80 SPECIAL RIVETS

DRIVE RIVET	80
SR	81
PROFILE CLINCHER	82
GRIPMATE	83
BRASS MASS-RIVET	83

84 ACCESSORIES

CAPS	84
COVERS	84
WASHERS	85

86 SPEED RIVETS

SPEED RIVETS BSR	88
SPEED RIVETS BSV	90

92 BLIND RIVET NUTS

TYPES OF NUTS AND SELECTION GUIDE	93
SEALING PARTS	96
STEEL RIVET STUD	97
STEEL RIVET NUTS	98
STAINLESS STEEL RIVET NUTS	109
ALUMINIUM RIVET NUTS	116

118 PNEUMATIC RIVETING TOOLS for rivets

Pneumatic riveting tools	
RANGE BNT	119
Hydropneumatic riveting tools	
RANGE HT	121
Battery riveting tool BT-20	127
Riveting tools for speed rivets	128

130 PNEUMATIC RIVETING TOOLS for rivet nuts

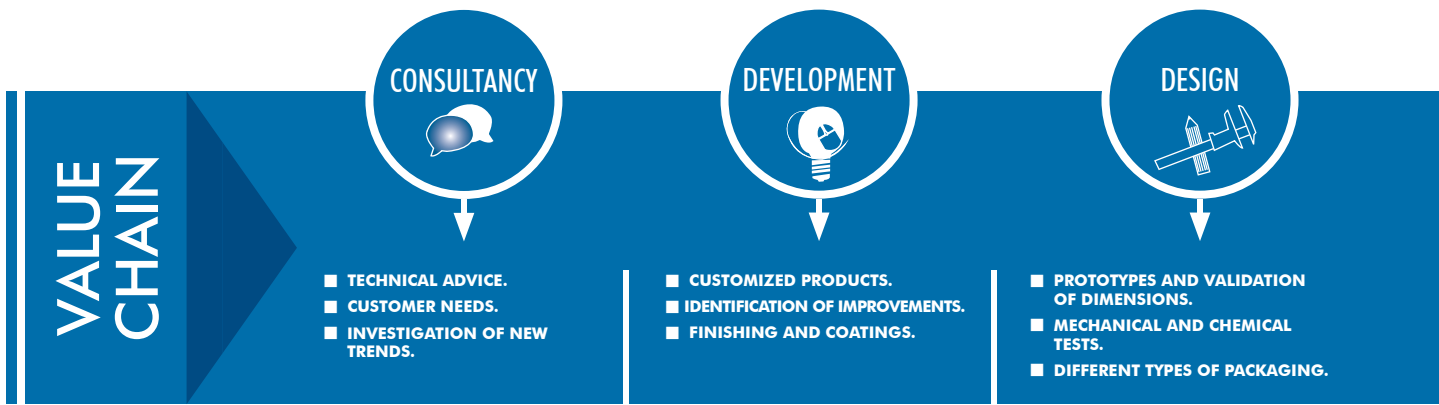
Pneumatic riveting tools BNT-N	130
Hydropneumatic riveting tool HT-80N	131

132 MANUAL RIVETING TOOLS for blind rivets

Manual riveting tools BM	132
--------------------------	-----

136 MANUAL RIVETING TOOLS for rivet nuts

Manual riveting tools TR	136
--------------------------	-----



TÜVRheinland
CERTIFIED

Management System
ISO 9001:2015
ISO 14001:2015
IATF 16949:2016

www.tuv.com
ID 0910078015

QUALITY AND LATEST TECHNOLOGY

In all production plants exists a quality system plan based on an exigent inspection requirements for raw materials, products and machinery.

LATEST TECHNOLOGY

We have the most advanced technology for computer control throughout the production process and all our plants operate automatically.



All our plants worldwide are accredited with the standard ISO 9001: 2015



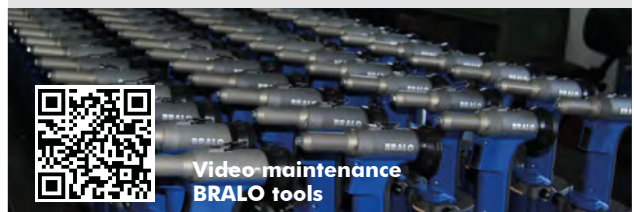
CUSTOMER SERVICE

BRALO offers advice and training on which rivets and rivet nuts choose. We attend and manage your orders in a fast and personalized way.

TOOL SAFETY

Safety in the use of our products is one of the main objectives of BRALO, with continuous improvements and innovations in our products.

All our riveting machines count with the safety and ergonomics established in the European directives 2003/10/ CE and 2002/44/CE on the impact of vibrations and noise on the operator.



Video-maintenance
BRALO tools

PRODUCTION




- SERIAL PRODUCTION.
- AUTOMATED SUPPLY.
- STOCK AVAILABILITY.

AFTER SALES



- WORLDWIDE DISTRIBUTION.
- ORDERS MANAGEMENT.
- CUSTOMER SERVICE AND TRAINING.



QUALITY CERTIFICATIONS

ISO 9001:2015, accredits that the company meets the needs of customers and other stakeholders while meeting regulatory requirements related to the product.

IATF 16949:2016 Defines the quality management system requirements for the design and development, production and service of automotive related products.




R&D

BRALO is a strong believer in R&D, investing 5% of our revenue into it. This is done with the goal of continuously improving our ability to always be able to offer innovative products that go above and beyond market demands, and that meet the highest quality STANDARDS.



ISO 14001:2015 ENVIRONMENT

BRALO's dedication to the environment and sustainable development has led us to carry out active management with the good of the planet in mind, such as accredits its **ISO 14001:2015** certification.



INSPECTION MACHINES

Our manufacturing monitoring systems verify the suitability of 100% of the products.

We guarantee that our parts, located in demanding applications, offer the security required for both the final recipient as for the different industries, automotive, construction or renewable energy.

NEW PRODUCTS



BATTERY RIVETING TOOL

With capacities from 2.4 to 7.8 standard, structural and S-trebol.

| p. 127



NUTS AND RIVETS WITH SEALANT TREATMENT

| p. 96



NEW LABEL


Image and QR with information.



ESTRUBOLT

Structural rivet with high tensile and shear strength, good hole filling and high tightness.

| p. 77



GAMA HT

HYDROPNEUMATIC RIVETING TOOLS

Ideal for high strength rivets such as lockbolts, Estrubolt and Structural rivets.

| p. 121



NEW LOCKBOLT RANGE

| p. 78




BLIND RIVET STUD RANGE

We expand types of blind rivet studs.

| p. 97

For more than four decades, BRALO fastening systems have been developed with the most innovative technology, constituting a wide range of rivets, rivet nuts and installation equipment.



RIVETS AND LOCKBOLTS

The BRALO range has more than 6,000 references on the market, from blind and structural rivets to high-strength collar bolts.

Available in aluminum, steel, stainless steel and copper. Thanks to our wide assortment of materials, finishes and coatings, the customer can choose all the characteristics of the rivet: from colour to design.



RIVET NUTS

The variety of rivet nuts is infinite: cylindrical, grooved, hexagonal, semi-hexagonal, etc.

We have different materials, aluminum, steel and stainless steel, in addition to several types of head for each application, low, large, countersunk and extra-large.

The nuts can be treated with protective finishes and coatings for added strength.



SPECIAL PIECES

BRALO serves customers in a wide variety of industries with infinite production environments, from repairs and maintenance, to automated workplaces and production lines, and in all offers its services for the design of special and custom parts.



HAND TOOLS

The most extensive search for quality and our constant improvement policy make BRALO Manual Tools distinguished for their ergonomics, lightness and durability.



PNEUMATIC RIVETING TOOLS

Designed to increase the efficiency in production lines.

BNT range and BRALO HT are high performance riveting tools capable of setting a wide variety of blind rivets and rivet nuts. They are powerful, ergonomic tools, with an efficient setting system, designed to meet the needs of the most demanding of applications.



BATTERY RIVETING TOOLS

Being portable and fast, BRALO's electronic tools have the capacity for setting both standard and structural rivets.

The new BT-20 offers light weight battery tool designed to meet the needs of the most demanding of applications. BRALO battery riveting tools are portable and with high performance technologies and provide a wide assembly capacity and a powerful Li-Ion battery.

BLIND RIVETS

We have products made with high quality materials to ensure they meet the high quality standards of the different industries.

RIVET MATERIALS

- **Aluminium Mg (EN AW 6101)**
Clear metal or coloured. Applications in soft materials and with less resistance.
- **Aluminium Mg 2,5 (EN AW5052)**
Clear metal or coloured. Applications where shear and tensile strengths are needed and with good resistance. It is used for Multigrip rivet.
- **Aluminium Mg 3 (EN AW 5754)**
Clear metal or coloured. Applications in soft materials. It's used in Trebol rivet. High corrosion resistance.
- **Aluminium Mg 3,5 (EN AW 5154)**
Clear metal or coloured. It's used for Standard rivets for all types of applications.
- **Aluminium Mg 5,0 (EN AW 5019)**
Clear metal or coloured. It's used for rivets in applications where shear and tensile strengths are needed. It has high resistance.
- **Steel**
Common material. Applications in resistant materials. The surface coated steels are governed by ISO 4042.
- **Stainless Steel (304, 316)**
Corrosion resistance. Applications where there are adverse weather conditions.
- **Copper**
Thermal and electrical conductor. Applications in soft materials.
- **Monel ® (Nickel Copper Alloy)**
High tensile strength. High resistance to corrosion, salt water, acids and alkaline solutions.

HEAD TYPES

DOME HEAD

This is the most versatile type of head. It provides enough bearing surface to retain all kinds of materials, except those extremely smooth and brittle.



LARGE HEAD

This provides double the bearing area compared to the dome head and offers a great resistance. They are designed for applications where a soft or brittle material is assembled to a rigid support material.



COUNTERSUNK HEAD

This type of head allows the riveting of a bigger thickness. It's designed to appear as a flat surface, flush with application.



MATERIAL COMPATIBILITY

How to choose a rivet to minimize galvanic corrosion

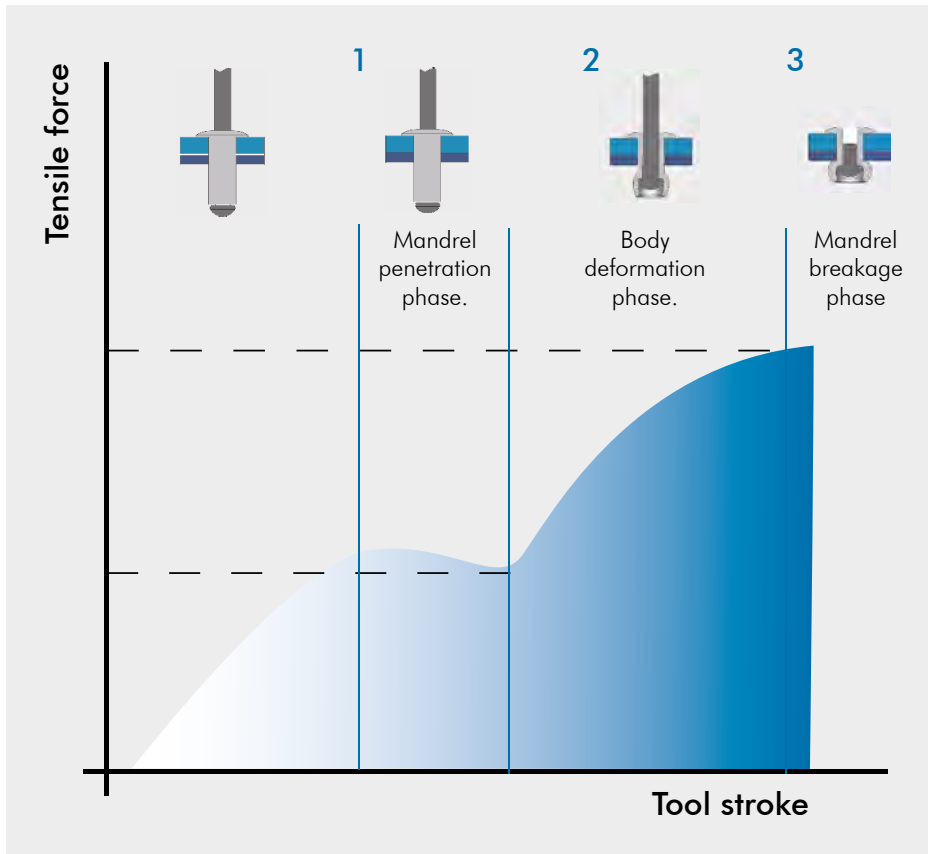
APPLICATION MATERIAL	RIVET HEAD MATERIAL					
	Aluminium	Steel + Zinc	Inox. austenitic	Copper	Monel	Steel + Ni-Zn
ALUMINIUM	Optimum	Moderate	Okay	Moderate	Okay	Okay
STEEL + RECU. ZINC NICKEL	Okay	Optimum	Okay	Moderate	Okay	Okay
STAINLESS STEEL AUSTENITIC	Not recommended	Not recommended	Optimum	Not recommended	Okay	Not recommended
COPPER	Not recommended	Not recommended	Okay	Optimum	Okay	Not recommended
MONEL	Not recommended	Not recommended	Okay	Not recommended	Optimum	Not recommended

Joints with moderate compatibility can be substantially accelerated in the presence of an electrolyte. In general, the rivet should be more cathodic than the elements to be joined to protect the joint made by the rivet.







With the BRALO riveting tools fast installation and low operating cost are achieved, maximizing productivity.

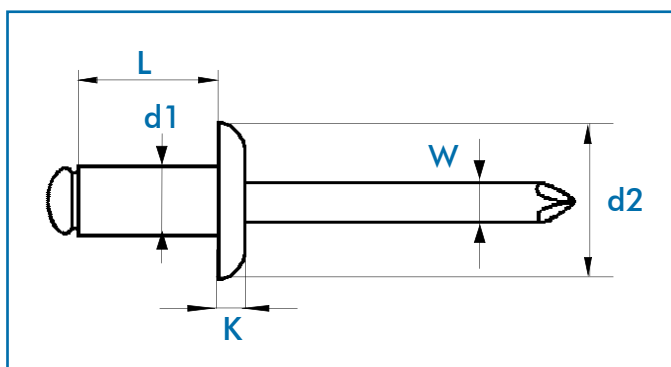
RIVETED FORCE PROCESS CHART



1. Put the rivet into the nosepiece and insert it into the hole.
2. Push the trigger of the tool so the mandrel enters into the rivet head. The hole is completely filled and the mandrel ejects.
3. The rivet is firmly applied. When finished the tool expels the mandrel into the mandrel catcher.

TECHNICAL DATA

d1 Ø mm	L Nominal mm	 mm	d2 Ø mm	K mm	W Ø mm	PACKAGING Inner Outer	 E MIN. mm MAX.	 (N)	 (N)	REFERENCE
Diameter of the body	Length of the body	Diameter of the hole	Diameter of the head	Thickness of the head	Diameter of the mandrel	Packaging	Grip range			Reference



Tensile strength

Occurs when a riveted assembly is subjected to two forces in opposite directions applied in the symmetry axis of the rivet.


Shear strength

Occurs when a riveted assembly is subjected to two opposed forces, applied in the same plane which is perpendicular to the symmetry axis of the rivet.

BLIND RIVETS TYPES

BLIND RIVETS

A rivet is a fastening system designed to join two pieces of material, whether of the same or different materials, especially in applications where only one side is accessible. BRALO rivets provide a safe and resistant solution to many fastening problems.



STANDARD RIVET

Wide grip range.
Where especially high torque force is not needed.
Great variety of materials.
Fast, simple with great quality assembly.



MULTIGRIP RIVET

Multigrip features.
Excellent visual aspect on both sides.
Fills the hole perfectly.
Especially suitable for working with plastics and thin metal sheets.



VERSAGRIP RIVET

Multi-grip behavior.
Good filling of drill hole.
Suitable for thin metal sheets.



HARDVEX RIVET

Multigrip features.
High shear and tensile strength.
Provides vibration resistance.
Especially suitable to work with thin and soft materials.



TREBOL RIVET

Multigrip features.
High resistance to corrosion.
Mandrel locking system.
Designed to fasten rigid materials to soft or low resistance materials.



RIVET TREBOL WP (WATERPROOF)

Rivet sealed to the passage of water and other liquids.
Multi-thickness behavior that helps to have less inventory.
High resistance to corrosion in adverse atmospheric conditions.
Strong mandrel exit.




PEELED RIVET

Creates a locking head with a big diameter.
Ideal for the use in applications with soft or low resistance materials.
Allows for use in oversized holes.
Spreads the load and clamping force over a wide area.



SEALED RIVET

Moisture and pressure tight.
The joints are completely sealed to fluids, avoiding leakage of liquids or vapors.
Reduces the risk of electrical problems or vibrations.
The mandrel is completely locked within the head.






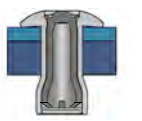







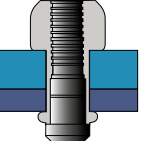
GROOVED RIVET

This fastener does not need through holes.
Safe method of joining metal to smooth and fibrous surfaces.
Provides a high resistance joint.
Ideal to fasten metal surfaces to wood, brick or cement.







STRUCTURAL RIVETS

These are designed to meet the most demanding of applications, where an exceptional resistance for both tensile and shear strength is needed. Quick and easy to install, they provide unalterable fastening for extensive periods.

	<p>STRUCTURAL RIVET Multi-grip range features. High resistance to tensile and shear strength. Moisture and pressure tight. The hole is completely filled.</p>	
	<p>MULTILOCK RIVET Suitable for special applications to join widely separated materials. Great tightness. Good hole filling. High tensile and shear strength.</p>	
	<p>HARDLOCK RIVET Designed for elements that require exceptional tensile and shear strengths. Effective head locking system through a mechanical locking of the grooves. Especially suitable to work with thin sheet materials. Avoids any kind of electrical problems and noise.</p>	
	<p>G-BRA RIVET Suitable for high tensile and shear strength applications. Efficient retention thanks to the large locking head of the mandrel. Good hole backfilling ensuring mechanical mandrel locking to avoid electrical and vibration problems.</p>	
	<p>HARDGRIP RIVET Ideal for applications with hard plastics and thin sheets. Designed for demanding applications that require a great clamping force. High resistance to tensile and shear strengths. The hole is filled thoroughly.</p>	
	<p>ESTRUBOLT RIVET High tensile and shear strength for demanding applications. Tamper resistant. The locking system creates a vibration resistant joint. Lockbolt for blind sided applications.</p>	

LOCK BOLTS

A lock bolt is a two-piece metal fastener consisting of a collar and a grooved pin. It is secured when the collar is swaged onto the pin and pressed into place using a powerful tool. Lockbolts are used to create secure long term joints that are capable of withstanding heavy loads and vibrations. The tool grips the pin and the collar is swaged onto the pin grooves applying a direct tension. No torque is needed.

	<p>BRALOCK Multi-grip range features. Designed to have high tensile and shear strength. Provides vibration resistance. Used in industrial applications.</p>	
	<p>UNILOCK Controlling the break point characteristic. Retains a high clamping load. Excellent mechanical resistance. Obtains a clean uniform appearance.</p>	

BLIND RIVETS TYPES

SPEED RIVETS

Synonymous of speed and efficiency, they are supplied in a strip of paper (loading system) and placed using a repetition system with a single mandrel. Speed fastening offers a fast and high precision assembly that guarantee an increase in productivity. There are no interruptions and up to 60 rivets per minute can be set.



SPEED RIVET BSR

Suitable for applications in metal, plastic and aluminum alloys. Increases productivity. Expands radially during installation. Good resistance to shear strength.



SPEED RIVET BSV

Designed for joining of soft or low resistance materials. High precision and high quality assembly. Excellent hole filling properties. Good resistance to shear strength.



SPECIAL RIVETS



DRIVE RIVET

Ideal to join sheets and profiles to soft and fibrous surfaces or roofs. Through holes are not needed. Wide bearing area. Resistant to corrosion.

p. 80



RIVET SR

Resistant to humidity thanks to its special mandrel that plugs the hole of the blind rivet body. Resistant to vibrations.

p. 81



PROFILE CLINCHER RIVET

Customized design under request. Used in the automotive industry and in metalwork for moldings. Stepped body.

p. 82



GRIPMATE

Wide bearing area. Distributes the load. Recommended for use in applications with soft or low strength materials.

p. 83



MASS-RIVETS

Conceived to effectively earth on painted sheets without damaging the finished. Optimal conductivity and a solid and resistant fastening.

p. 83

ACCESSORIES



NYLON CAPS FOR RIVETS

Designed to protect and improve the visual aspect of blind rivets. Available in a wide range of colours.



STEEL WASHERS FOR RIVETS

Creates a locking head in blind rivets and in end closed insert nuts. They are extremely easy to use.



NYLON COVERS FOR RIVETS

The covers are put prior to the riveting process. A very simple and fast setting process. They can be used with rivets with a diameter of 4.8 mm and length up to 16 mm.



STEEL WASHERS FOR RIVETS

Used when the back side of the application is made of a soft or brittle material (plastic, wood, etc.) or when the hole size is drilled in the back end. Useful in repairs as a consequence of replacing rivets.

One of Bralo's commitments is to find a way to meet the special product needs of its customers. We design specialty parts and products for you from your drawings with a wide variety of materials and manufacturing methods.

Crimped rivet

Rivets with multi-thickness behavior.



Long mandrel rivet

Designed for special riveting machines or for long nosepieces.



Rivet compatible with oval holes

Designed to fix modules to solar panel structures.



Profile clincher

Applications that require separation for later assembly.



Slotted head

For special applications.



Grooved mandrel rivet

Intended for riveters to have a better grip. Generally for applications with high breaking load.



Conical rivet

Used when the hole is slightly oversized.

ICONS GLOSSARY



Air conditioning, HVAC, lifting, furniture, gutters, containers, electrical appliances and home and industrial appliances...



Construction of ventilated facades, profiles, lifelines, metal structures, roofs and facilities.



Automotive, bodywork, truck aluminium sidewalls, tarpaulins and industrial vehicles sectors.



Drywall.



Locks, handles, brackets, hinges for mailboxes and safes.



Ventilated facades.



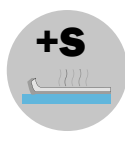
Solar energy.



Light covers.

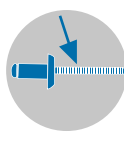


Available with long mandrel.

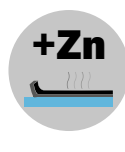


+S

Available with sealant over zinc plating.

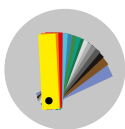


Available with grooved mandrel.



+Zn

Under request, black Zinc-nickel galvanized rivets are made.



Under request, lacquered and anodized rivets are made. Under request minimum quantity and color according to RAL.



A4 INOX

Available in A4 stainless steel.



Available with countersunk head.



Available with large head.

HOW TO CHOOSE THE PROTECTIVE FINISH OR COATING

COATING	TYPE	FACTORS INVOLVED					
		CORROSION CONDITIONS	TEMPERATURE RESISTANCE	APPEARANCE	MATERIAL		
APPEARANCE-BASED FINISHES	Lacquered	Light		Moderate	By color	Alu/Steel/Inox	
	Polished	Moderate		Moderate	Metal color	Alu/Copper	
GALVANIC ZINC COATINGS	Zinc coated with transparent or iridescent passivation	Light		Moderate	Grey-iridescent gray	Steel	
	Zinc coated with passivation or finished in black	Light		Moderate	Black	Steel	
	Zinc with special passivation	Light	Moderate	Severe	Depend on passivation	Steel	
GALVANIC ALLOY COATINGS	Zinc-Iron plating	Light	Moderate	Severe	Moderate	Matt Grey	Steel
	Zinc-Iron plating with black finished	Light	Moderate	Severe	Moderate	Matt Black	Steel
	Zinc-Nickel plating	Severe		Good	Grey	Steel	
	Zinc-Nickel plating with black finished	Severe		Good	Black	Steel	
NON-GALVANIC PROTECTIVE COATINGS	DeltaSeal Grey (aluminium base metal)	Severe		Moderate	Grey silver	Alu/Steel	
	Delta seal black (aluminium base metal)	Severe		Moderate	Matt Black	Alu/Steel	
PASSIVATION PROCESSES	Aluminium anodisation	Severe		Moderate	Silver or black	Alu	
	Stainless steel passivation	Very severe		Good	Without changes	Stainless Steel	

All coating are Cr VI (hexavalent chromium) free.



MOST COMMON COATINGS



EPOXIC PAINTING

BRALO standard rivets are available in an infinity of lacquering with liquid epoxy painting. From black to white, we have a range of over 150 RAL colours and we can make special lacquering upon request.

With working alongside the customer, we can make custom designs adapting to the specific needs of every application.

LACQUERS

BRALO have no limits when it comes to variety. Our extensive search for materials and our constant use of innovative technology have established the widest range of finishes in the market.



To improve the behavior of all the pieces in the open, various protective coatings and finishes are used, such as lacquering, where we find manual lacquering and automatic lacquering.



Acrylic paint is **highly durable** and **highly resistant to ultraviolet rays** as well to sun exposure. It is characterized by its mixture system with colour accuracy.



Painting the rivet's face side. Aluminium, steel, and stainless steel rivets are painted, regardless of quantity.

MANUAL COATING

Our working methods are more personalized because we carry out your projects with more precision, thanks to dry spraying devices with uniform flow distribution.

The already-assembled rivets are placed in trays; the head is lacquered, the fair face, the part that remains in the application.

This lacquering system is intended for clients with specific applications, such as ventilated facades.

AUTOMATIC COATING

At BRALO, we are characterized by being coating specialists. The production process consists of painting the rivet heads in an automatic device, connected to a motorgenerator. The equipment has a control panel to regulate the paint valves, pump movement, and the heating equipment.

Aluminum rivet heads are lacquered for construction and automotive applications.

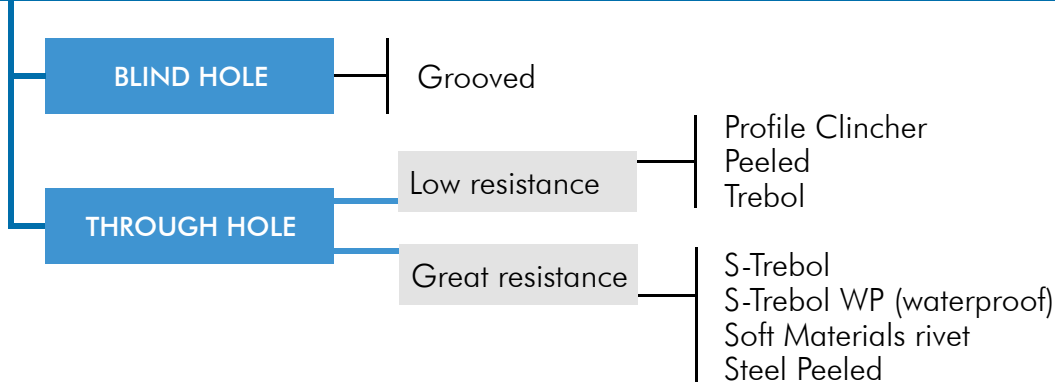


Painting aluminium rivet heads for a minimum quantity.

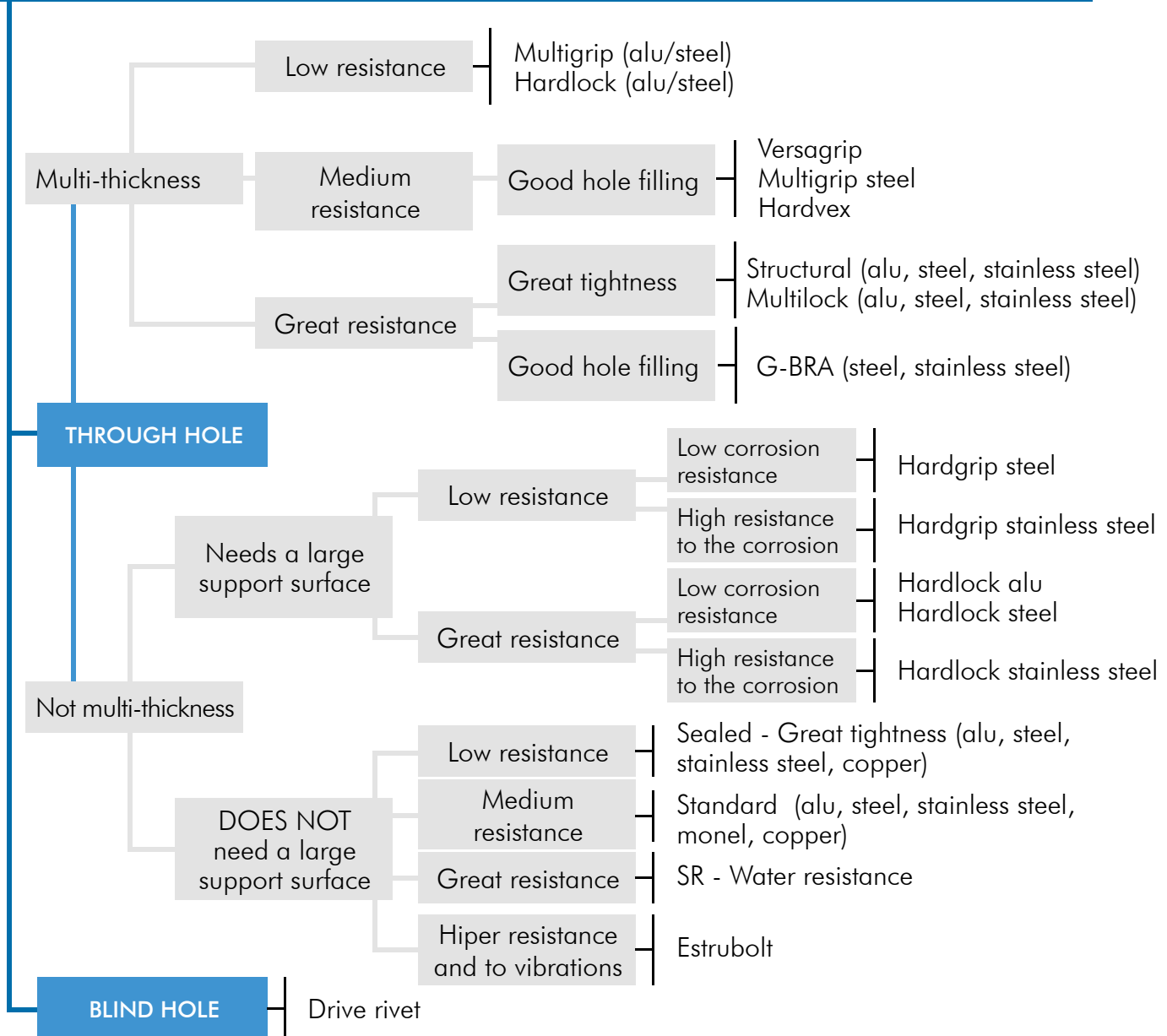
RIVET SELECTION GUIDE

HOW TO CHOOSE THE RIGHT PRODUCT FOR YOUR APPLICATION

SOFT BACK MATERIAL



RESISTANT BACK MATERIAL



ALUMINIUM RIVETS

Various protective coatings or surface treatments are used to improve the behavior of all parts for outdoors applications.



POSSIBLE COATINGS AND FINISHES

COATINGS AND PASSIVATION	APPEARANCE	USE IN CORROSION CONDITIONS	CHARACTERISTICS
Anodised	Silver or black	Severe	Protects from abrasion
Lacquering (epoxic painted)	According to color	Light	Available in more than 130 colours
Delta-Seal grey	Grey	Severe	Good conductivity
Delta-Seal black	Black	Severe	Good conductivity
Delta Protekt	Grey	Severe	Supports back painting
Polished	Metal	Moderate	Shiny and homogeneous surface

ALUMINIUM RIVETS

Standard rivet
Multigrip rivet
Versagrip rivet
Flor rivet
Trebol rivet
S-Trebol WP rivet
Grooved rivet


Soft materials rivet
Sealed rivet
Structural rivets
Multilock rivet
Hardlock rivet
Drive rivet
Profile clincher

STANDARD RIVETS

Fixing elements that guarantee a secure and firm fixation. They are designed for joining all types of materials when an extra strong clamping force is not required.



- Different materials can be joined, with different types of manufacture.
- Wide range of thickness to rivet.
- Fast, cheap and high-quality assembly.

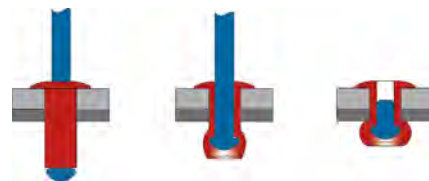
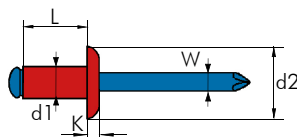


ALUMINIUM/STEEL






Al Mg 3,5

Zincplated 3 μ

STANDARD RIVET Dome head



UNE - EN ISO 15977

d1 Ø mm	L Nominal mm	 mm	d2 Ø mm	K mm	W Ø mm	PACKAGING		 MIN. mm	 MAX. mm	 (N)	 (N)	REFERENCE
						Inner	Outer					
2,4	4	2,50	5,00	0,60	1,45	1.000	8.000	0,5	2,0	350	550	01010002404
	6					1.000	8.000	2,0	4,0			01010002406
	8					1.000	8.000	4,0	6,0			01010002408
	10					1.000	8.000	6,0	8,0			01010002410
	12					1.000	8.000	8,0	9,5			01010002412
3,0	4	3,10	6,00	1,00	1,80	500	4.000	0,5	1,5	550	850	01010003004
	5					500	4.000	0,5	2,5			01010003005
	6					500	4.000	1,5	3,5			01010003006
	7					500	4.000	1,5	4,5			01010003007
	8					500	4.000	3,5	5,0			01010003008
	9					500	4.000	5,5	6,0			01010003009
	10					500	4.000	5,0	7,0			01010003010
	12					500	4.000	7,0	9,0			01010003012
	14					500	4.000	9,0	11,0			01010003014
16					500	4.000	11,0	13,0			01010003016	
18					500	4.000	13,0	15,0			01010003018	
3,2	4	3,30	6,40	1,00	1,80	500	4.000	0,5	2,5	750	1.100	01010003204
	5					500	4.000	0,5	2,5			01010003205
	6					500	4.000	1,5	3,5			01010003206
	8					500	4.000	3,5	5,0			01010003208
	10					500	4.000	5,0	7,0			01010003210
	12					500	4.000	7,0	9,0			01010003212
	15					500	4.000	9,0	12,0			01010003215
	18					500	4.000	12,0	15,0			01010003218
	20					500	3.000	15,0	18,0			01010003220

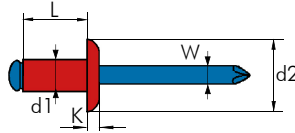
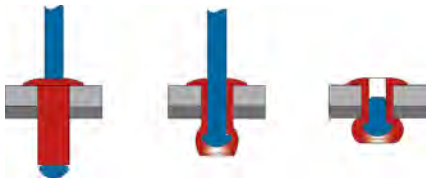
Tests according to EN ISO 14589









STANDARD RIVET

Dome head

ALUMINIUM/STEEL
Al Mg 3,5 Zncplated 3 μ






UNE - EN ISO 15977

d1 Ø mm	L Nominal mm	 mm	d2 Ø mm	K mm	W Ø mm	PACKAGING		 E MIN. mm MAX.	 (N)	 (N)	REFERENCE
						 Inner	 Outer				
4,0	5	4,10	8,00	1,40	2,20	500	4.000	0,5 - 2,5	1250	1800	01010004005
	6					500	4.000	1,0 - 3,0			01010004006
	7					500	4.000	3,0 - 4,5			01010004007
	8					500	4.000	3,0 - 5,0			01010004008
	10					500	4.000	5,0 - 6,5			01010004010
	12					500	3.000	6,5 - 8,5			01010004012
	14					500	3.000	8,5 - 10,5			01010004014
	16					500	3.000	10,5 - 12,5			01010004016
	18					500	3.000	12,5 - 14,5			01010004018
	20					500	3.000	14,5 - 16,5			01010004020
	25					250	1.500	16,5 - 21,5			01010004025
	30					250	1.500	21,5 - 26,0			01010004030
	35					250	1.500	26,0 - 31,0			01010004035
40	250	1.500	31,0 - 36,0	01010004040							
4,8	6	4,90	9,50	1,50	2,65	500	3.000	0,5 - 3,0	1850	2600	01010004806
	8					500	3.000	3,0 - 4,5			01010004808
	10					500	3.000	4,5 - 6,0			01010004810
	12					500	3.000	6,0 - 8,0			01010004812
	14					250	2.000	8,0 - 10,0			01010004814
	16					250	2.000	10,0 - 12,0			01010004816
	18					250	1.500	12,0 - 14,0			01010004818
	21					250	1.500	14,0 - 17,0			01010004821
	24					200	1.200	17,0 - 20,0			01010004824
	27					200	1.200	20,0 - 23,0			01010004827
	30					200	1.200	23,0 - 25,0			01010004830
	32					200	1.200	25,0 - 27,0			01010004832
	35					200	1.200	27,0 - 30,0			010100048352
	40					150	900	30,0 - 35,0			01010004840
	45					100	600	35,0 - 40,0			01010004845
50	100	600	40,0 - 45,0	01010004850							
5,0	6	5,10	9,50	1,60	2,65	500	3.000	0,5 - 3,0	2.150	3.100	01010005006
	8					500	3.000	3,0 - 4,5			01010005008
	10					500	3.000	4,5 - 6,0			01010005010
	12					500	3.000	6,0 - 8,0			01010005012
	14					250	2.000	8,0 - 10,0			01010005014
	16					250	2.000	10,0 - 12,0			01010005016
	18					250	1.500	12,0 - 14,0			01010005018
	20					250	1.500	14,0 - 16,0			01010005020
	25					200	1.200	16,0 - 21,0			01010005025
	30					200	1.200	21,0 - 25,0			01010005030
	35					150	900	27,0 - 30,0			01010005035
	40					150	900	30,0 - 35,0			01010005040
	45					100	600	35,0 - 40,0			01010005045
50	100	600	40,0 - 45,0	01010005050							
6,0	8	6,10	12,00	1,80	3,20	250	1.500	2,0 - 3,0	3200	4600	01010006008
	10					250	1.500	3,0 - 5,0			01010006010
	12					250	1.500	5,0 - 7,0			01010006012
	14					250	1.500	7,0 - 9,0			01010006014
	16					250	1.500	9,0 - 11,0			01010006016
	18					200	1.200	11,0 - 13,0			01010006018
	20					200	1.200	13,0 - 15,0			01010006020
	25					200	1.200	15,0 - 20,0			01010006025
	30					150	900	20,0 - 25,0			01010006030
	35					100	600	25,0 - 30,0			01010006035
6,4	12	6,50	13,00	2,20	3,60	250	1.500	3,0 - 6,0	3.400	4.850	01010006412
	15					250	1.500	6,0 - 9,0			01010006415
	18					200	1.200	9,0 - 12,0			01010006418
	22					200	1.200	12,0 - 16,0			01010006422
	26					150	900	16,0 - 20,0			01010006426
	30					150	900	20,0 - 22,0			01010006430
	35					100	600	24,0 - 29,0			01010006435
	40						500	29,0 - 34,0			G1010006440
50		500	29,0 - 42,0	01010006450							
7,8	15	8,00	13,50	2,20	3,60		1.000	6,0 - 9,0	5000	7500	G1010007815
	22						1.000	9,0 - 16,0			G1010007822




Tests according to EN ISO 14589






WHITE

				
d1 Ø mm	L Nominal mm	WHITE PAINT REFERENCE	PACKAGING	
			 Inner	 Outer
2,4	4	01010BL2404	1.000	8.000
	6	01010BL3206	500	4.000
3,2	8	01010BL3208	500	4.000
	10	01010BL3210	500	4.000
	12	01010BL3212	500	4.000
	15	01010BL3215	500	4.000
	18	01010BL3218	500	4.000
4,0	6	01010BL4006	500	4.000
	8	01010BL4008	500	4.000
	10	01010BL4010	500	4.000
	12	01010BL4012	500	3.000
	14	01010BL4014	500	3.000
	16	01010BL4016	500	3.000
	18	01010BL4018	500	3.000
	20	01010BL4020	500	3.000
4,8	25	01010BL4025	250	1.500
	30	01010BL4030	250	1.500
	6	01010BL4806	500	3.000
	8	01010BL4808	500	3.000
	10	01010BL4810	500	3.000
	12	01010BL4812	500	3.000
	14	01010BL4814	250	2.000
	16	01010BL4816	250	2.000
	18	01010BL4818	250	1.500
	21	01010BL4821	250	1.500
4,8	24	01010BL4824	200	1.200
	27	01010BL4827	200	1.200
	30	01010BL4830	200	1.200

9005

				
d1 Ø mm	L Nominal mm	BLACK PAINT RAL 9005 REFERENCE	PACKAGING	
			 Inner	 Outer
2,4	4	01010N02404	1.000	8.000
	6	01010N02406	1.000	8.000
3,2	8	01010N03208	500	4.000
	10	01010N03210	500	4.000
	12	01010N03212	500	4.000
	15	01010N03215	500	4.000
	18	01010N03218	500	4.000
4,0	6	01010N04006	500	4.000
	8	01010N04008	500	4.000
	10	01010N04010	500	4.000
	12	01010N04012	500	3.000
	14	01010N04014	500	3.000
	16	01010N04016	500	3.000
	18	01010N04018	500	3.000
	20	01010N04020	500	3.000
4,8	25	01010N04025	250	1.500
	30	01010N04030	250	1.500
	6	01010N04806	500	3.000
	8	01010N04808	500	3.000
	10	01010N04810	500	3.000
	12	01010N04812	500	3.000
	14	01010N04814	250	2.000
	16	01010N04816	250	2.000
	18	01010N04818	250	1.500
	21	01010N04821	250	1.500
4,8	24	01010N04824	200	1.200
	27	01010N04827	200	1.200
	30	01010N04830	200	1.200
	40	01010N04840	150	900




1015

				
d1 Ø mm	L Nominal mm	BEIGE PAINT RAL 1015 REFERENCE	PACKAGING	
				
3,2	8	01010BE3208	500	4.000
	10	01010BE3210	500	4.000
4,0	8	01010BE4008	500	4.000
	10	01010BE4010	500	4.000




7016

				
d1 Ø mm	L Nominal mm	GREY PAINT RAL 7016 REFERENCE	PACKAGING	
				
3,2	8	01010GA3208	500	4.000




7038

				
d1 Ø mm	L Nominal mm	GREY PAINT RAL 7038 REFERENCE	PACKAGING	
				
3,2	8	01010G03208	500	4.000
	4,0	8	01010G04008	500
	10	01010G04010	500	4.000




9006

				
d1 Ø mm	L Nominal mm	GREY PAINT RAL 9006 REFERENCE	PACKAGING	
				
3,2	8	01010G13208	500	4.000
	10	01010G13210	500	4.000
4,0	8	01010G14008	500	4.000
	10	01010G14010	500	4.000
	12	01010G14012	500	3.000
4,8	12	01010G14812	500	3.000




7024

				
d1 Ø mm	L Nominal mm	GREY PAINT RAL 7024 REFERENCE	PACKAGING	
				
3,2	8	01010G43208	500	4.000
	4,0	8	01010G44008	500




8017

				
d1 Ø mm	L Nominal mm	BROWN PAINT RAL 8017 REFERENCE	PACKAGING	
				
3,2	8	01010M43208	500	4.000
	8	01010M44008	500	4.000
4,0	10	01010M44010	500	4.000
	12	01010M44012	500	3.000




BRONZE

				
d1 Ø mm	L Nominal mm	BRONZE PAINT REFERENCE	PACKAGING	
				
4,0	8	01010AB4008	500	4.000
	10	01010AB4010	500	4.000
	12	01010AB4012	500	3.000
4,8	10	01010AB4810	500	3.000
	12	01010AB4812	500	3.000




5010

				
d1 Ø mm	L Nominal mm	BLUE PAINT RAL 5010 REFERENCE	PACKAGING	
				
4,0	8	01010A04008	500	4.000
	10	01010A04010	500	4.000
	12	01010A04012	500	3.000




8014

				
d1 Ø mm	L Nominal mm	BROWN PAINT RAL 8014 REFERENCE	PACKAGING	
				
			Inner	Outer
3,2	8	01010M03208	500	4.000
	10	01010M03210	500	4.000
4,0	8	01010M04008	500	4.000
	10	01010M04010	500	4.000
4,8	10	01010M04810	500	3.000
	12	01010M04812	500	3.000

6005

				
d1 Ø mm	L Nominal mm	GREEN PAINT RAL 6005 REFERENCE	PACKAGING	
				
			Inner	Outer
3,2	10	01010V13210	500	4.000
	8	01010V14008	500	4.000
4,0	10	01010V14010	500	4.000
	12	01010V14012	500	3.000
4,8	10	01010V14810	500	3.000
	12	01010V14812	500	3.000

3000

				
d1 Ø mm	L Nominal mm	RED PAINT RAL 3000 REFERENCE	PACKAGING	
				
			Inner	Outer
3,2	8	01010R04008	500	4.000

COPPER

				
d1 Ø mm	L Nominal mm	COPPER PAINT REFERENCE	PACKAGING	
				
			Inner	Outer
3,2	8	01010CU3208	500	4.000

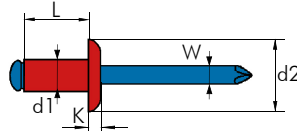
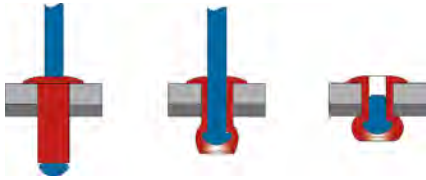


Under request minimum quantity and colour according to RAL.







AVAILABLE COLOURS ACCORDING TO RAL CART

COLOUR	RAL	CODE	COLOUR	RAL	CODE	COLOUR	RAL	CODE	COLOUR	RAL	CODE	COLOUR	RAL	CODE
Bronze		AB	Blue	5015	A8	Grey	7038	G0	Grey	7013	GS	Red	3027	R3
Brown		AM	Blue	5005	A9	Grey	9006	G1	Grey	7023	GU	Red	3003	R4
Black		AN	Blue	5014	AA	Grey	7022	G2	Grey	7043	GV	Red	3016	R5
Gold		AO	Blue	5022	AC	Grey	9002	G3	Grey	7042	GZ	Red	3002	RC
Silver		AP	Blue	5017	AD	Grey	7024	G4	Grey	7046	H6	Red	8012	RP
Copper		CU	Blue	5011	AE	Grey	7035	G5	Grey	7048	H8	Pink	3012	RO
Cava		CV	Blue	5020	AF	Grey	7003	GN	Grey	7008	HA	Orange	2011	ND
Yellow	1021	J0	Blue	5002	AG	Grey	7037	G6	Brown	8011	MV	Orange	2004	NA
Yellow	1104	J1	Blue	5008	AH	Grey	9018	G7	Brown	8014	M0	Orange	2000	NB
Yellow	1028	J2	Blue	5000	AJ	Grey	7032	G8	Brown	8019	M1	Orange	2001	NC
Yellow	1006	J3	Blue	5018	AK	Grey	9007	G9	Brown	8024	M2	Green	6002	V0
Yellow	1003	J4	Cream	1019	BH	Grey	7016	GA	Brown	8004	M3	Green	6005	V1
Yellow	1004	J5	Cream	1014	B4	Grey	7000	GB	Brown	8017	M4	Green	6021	V2
Yellow	1018	J6	Cream	1011	B5	Grey	7031	GC	Brown	8003	M5	Green	6009	V3
Yellow	1023	J7	Cream	1015	BE	Grey	7040	GD	Brown	8028	M6	Green	6024	V4
Yellow	1017	JA	Cream	1013	B1	Grey	7030	GE	Brown	8025	M7	Green	6003	V5
Yellow	1034	JP	Cream	1035	B2	Grey	7011	GF	Brown	8007	M8	Green	6013	V6
Yellow	1032	JR	White	9001	B3	Grey	7011	GF	Brown	8007	M8	Green	6008	V7
Blue	5010	A0	White		BL	Grey	7005	GG	Brown	8001	M9	Green	6011	V8
Blue	5007	A1	White	9016	BM	Grey	7015	GH	Brown	8022	MA	Green	6019	V9
Blue	5001	A2	White	9003	BS	Grey	7004	GI	Brown	8015	MC	Green	6020	VC
Blue	5012	A3	White	9010	BB	Grey	7021	GJ	Brown	8023	MN	Green	6018	VD
Blue	5021	A4	Cream	1001	C0	Grey	7047	GL	Negro	9005	N0	Green	6018	VD
Blue	5009	A5	Cream	1002	C1	Grey	7033	GM	Negro	9011	N1	Green	6028	VP
Blue	5003	A6	Burgundy	3005	D0	Grey	7003	GN	Red	3000	R0	Green	6032	VS
Blue	5013	A7	Burgundy	3007	D1	Grey	7009	GP	Red	3009	R1	Green	6027	VL
			Red	3011	D2	Grey	7012	GR	Red	3020	R2	Green	6029	VM

The name of the colours is for guidance only.
Example: Bronze rivet 4,8x35 01010AB4835.

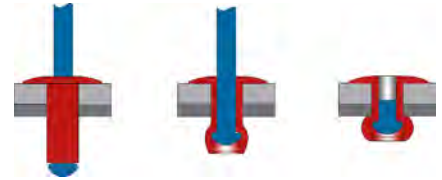
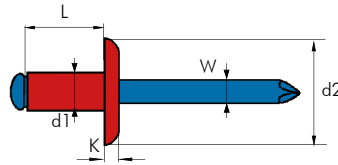








UNE - EN ISO 15977

d1 Ø mm	L Nominal mm	 mm	d2 Ø mm	K mm	W Ø mm	PACKAGING		 E MIN. mm MAX.	 (N)	 (N)	REFERENCE
						 Inner	 Outer				
5,0	55	5,10	9,50	1,60	2,73	100	600	45,0 - 50,0	1900	2300	01050005055
	60					500	50,0 - 55,0	01050005060			
	65					500	55,0 - 60,0	01050005065			
	70					500	60,0 - 65,0	01050005070			
	75					500	65,0 - 70,0	01050005075			
	80					500	70,0 - 75,0	01050005080			
	90					500	75,0 - 85,0	01050005090			
	100					500	85,0 - 95,0	010500050100			
	110					500	95,0 - 105,0	010500050110			
	120					250	105,0 - 115,0	010500050120			
	130					250	115,0 - 125,0	010500050130			
	140					250	125,0 - 135,0	010500050140			
	150					250	135,0 - 145,0	010500050150			
160	250	145,0 - 155,0	010500050160								
170	250	155,0 - 165,0	010500050170								
180	250	165,0 - 175,0	010500050180								
190	250	175,0 - 185,0	010500050190								
6,4	80	6,50	12,5	1,80	3,60	500	42,0 - 73,0	2450	3400	01050006480	
	100					250	73,0 - 93,0			010500064100	
	120					250	93,0 - 113,0			010500064120	
	150					250	113,0 - 143,0			010500064150	
	175					250	143,0 - 168,0			010500064175	

Tests according to EN ISO 14589





d1 Ø mm	L Nominal mm	 mm	d2 Ø mm	K mm	W Ø mm	PACKAGING		 E MIN. mm MAX.	 (N)	 (N)	REFERENCE
						 Inner	 Outer				
3,2	6	3,30	9,50	1,10	1,80	500	4.000	0,5 - 3,5	750	1100	01030003206
	8					500	4.000	3,5 - 5,0			01030003208
	10					500	4.000	5,0 - 7,0			01030003210
	12					500	4.000	7,0 - 9,0			01030003212
	16					500	3.000	9,0 - 13,0			01030003216
4,0	6	4,10	12,00	1,40	2,20	500	3.000	1,0 - 3,0	1250	1800	01040004006
	8					500	3.000	3,0 - 5,0			01040004008
	10					500	3.000	5,0 - 6,5			01040004010
	12					250	2.000	6,5 - 8,5			01040004012
	14					250	2.000	8,5 - 10,5			01040004014
	16					250	2.000	10,5 - 12,5			01040004016
	18					250	2.000	12,5 - 14,5			01040004018
20	250	2.000	14,5 - 16,5	01040004020							
4,8	10	4,90	14,00	1,80	2,65	250	1.500	4,5 - 6,0	1850	2600	01030004810
	12					250	1.500	6,0 - 8,0			01030004812
	14					250	1.500	8,0 - 10,0			01030004814
	16					250	1.500	10,0 - 12,0			01030004816
	18					200	1.200	12,0 - 14,0			01030004818
	21					200	1.200	14,0 - 17,0			01030004821
	24					150	900	17,0 - 20,0			01030004824
	27					150	900	20,0 - 23,0			01030004827
	30					150	900	23,0 - 25,0			01030004830
	35					100	600	25,0 - 30,0			01030004835
	40					100	600	30,0 - 35,0			01030004840
45	100	600	35,0 - 40,0	01030004845							
50	100	600	40,0 - 45,0	01030004850							
4,8	10	4,90	16,00	1,80	2,65	250	1.500	4,5 - 6,0	1850	2600	01040004810
	12					250	1.500	6,0 - 8,0			01040004812
	14					200	1.200	8,0 - 10,0			01040004814
	16					200	1.200	10,0 - 12,0			01040004816
	18					200	1.200	12,0 - 14,0			01040004818
	21					150	900	14,0 - 17,0			01040004821
	24					150	900	17,0 - 20,0			01040004824
	27					150	900	20,0 - 23,0			01040004827
	30					100	600	23,0 - 25,0			01040004830
35	100	600	25,0 - 30,0	01040004835							
5,0	8	5,10	11,00	1,60	2,65	250	2.000	3,0 - 4,5	2150	3100	01031005008
	10					250	2.000	4,5 - 6,0			01031005010
	12					250	2.000	6,0 - 8,0			01031005012
	14					250	1.500	8,0 - 10,0			01031005014
	16					250	1.500	10,0 - 12,0			01031005016
	18					250	1.500	12,0 - 14,0			01031005018
	20					250	1.500	14,0 - 16,0			01031005020
	25					250	1.500	16,0 - 21,0			01031005025
	30					200	1.200	21,0 - 25,0			01031005030
5,0	8	5,10	14,00	1,80	2,65	250	2.000	3,0 - 4,5	2150	3100	01030005008
	10					250	1.500	4,5 - 6,0			01030005010
	12					250	1.500	6,0 - 8,0			01030005012
	14					250	1.500	8,0 - 10,0			01030005014
	16					250	1.500	10,0 - 12,0			01030005016
	18					200	1.200	12,0 - 14,0			01030005018
	20					200	1.200	14,0 - 16,0			01030005020
	25					150	900	16,0 - 21,0			01030005025
30	150	900	21,0 - 25,0	01030005030							
6,4	10	6,50	15,00	2,00	3,60	1.000	2,0 - 4,0	3400	4850	G1035006410	
	12					1.000	3,0 - 6,0			G1035006412	



Tests according to EN ISO 14589







STANDARD RIVET

Countersunk head 120°

ALUMINIUM/STEEL
Al Mg 3,5 Zincplated 3 μ

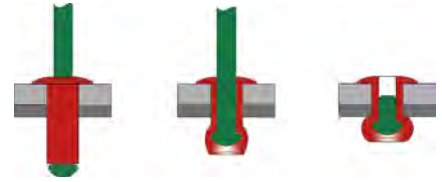
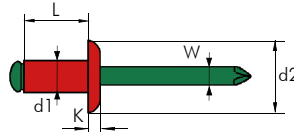








UNE - EN ISO 15978

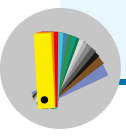
d1 Ø mm	L Nominal mm	 mm	d2 Ø mm	K mm	W Ø mm	PACKAGING		 E MIN. mm MAX.	 (N)	 (N)	REFERENCE
						 Inner	 Outer				
2,4	6	2,50	5,00	0,80	1,45	1.000	8.000	2,0 - 4,0	350	550	01020002406
	8					1.000	8.000	4,0 - 6,0			01020002408
	10					1.000	8.000	6,0 - 8,0			01020002410
	12					1.000	8.000	8,0 - 9,5			01020002412
3,0	6	3,10	6,00	1,10	1,80	500	4.000	2,0 - 3,5	550	850	01020003006
	8					500	4.000	3,5 - 5,0			01020003008
	10					500	4.000	5,0 - 7,0			01020003010
	12					500	4.000	7,0 - 9,0			01020003012
	14					500	4.000	9,0 - 11,0			01020003014
	16					500	4.000	11,0 - 13,0			01020003016
3,2	6	3,30	6,40	1,10	1,80	500	4.000	2,0 - 3,5	750	1100	01020003206
	8					500	4.000	3,5 - 5,0			01020003208
	10					500	4.000	5,0 - 7,0			01020003210
	12					500	4.000	7,0 - 9,0			01020003212
	15					500	4.000	9,0 - 11,0			01020003215
	18					500	4.000	11,0 - 13,0			01020003218
4,0	6	4,10	7,80	1,40	2,20	500	4.000	1,5 - 3,0	1250	1800	01020004006
	8					500	4.000	3,0 - 5,0			01020004008
	10					500	4.000	5,0 - 6,5			01020004010
	12					500	3.000	6,5 - 8,5			01020004012
	14					500	3.000	8,5 - 10,5			01020004014
	16					500	3.000	10,5 - 12,5			01020004016
	18					500	3.000	12,5 - 14,5			01020004018
	20					500	3.000	14,5 - 16,5			01020004020
4,8	6	4,90	9,50	1,80	2,65	500	3.000	2,0 - 3,0	1850	2600	01020004806
	8					500	3.000	3,0 - 4,5			01020004808
	10					500	3.000	4,5 - 6,0			01020004810
	12					500	3.000	6,0 - 8,0			01020004812
	14					250	2.000	8,0 - 10,0			01020004814
	16					250	2.000	10,0 - 12,0			01020004816
	18					250	1.500	12,0 - 14,0			01020004818
	21					250	1.500	14,0 - 17,0			01020004821
	24					200	1.200	17,0 - 20,0			01020004824
	27					200	1.200	20,0 - 23,0			01020004827
	30					200	1.200	23,0 - 25,0			01020004830
5,0	6	5,10	9,50	1,80	2,65	500	3.000	2,0 - 3,0	2150	3100	01020005006
	8					500	3.000	3,0 - 4,5			01020005008
	10					500	3.000	4,5 - 6,0			01020005010
	12					500	3.000	6,0 - 8,0			01020005012
	14					250	2.000	8,0 - 10,0			01020005014
	16					250	2.000	10,0 - 12,0			01020005016
	18					250	2.000	12,0 - 14,0			01020005018
	20					250	1.500	14,0 - 16,0			01020005020
	25					200	1.200	16,0 - 21,0			01020005025
30	200	1.200	21,0 - 25,0	01020005030							
6,0	10	6,10	12,00	1,80	3,20	250	1.500	3,0 - 5,0	3200	4600	01020006010
	12					250	1.500	5,0 - 7,0			01020006012
	14					250	1.500	7,0 - 9,0			01020006014
	16					250	1.500	9,0 - 11,0			01020006016
	18					200	1.200	11,0 - 13,0			01020006018
	20					200	1.200	13,0 - 15,0			01020006020
6,4	12	6,50	13,00	1,90	3,60	250	1.500	3,0 - 6,0	3800	4850	01020006412
	14					250	1.500	6,0 - 9,0			01020006414
	16					200	1.200	7,0 - 10,0			01020006416
	18					200	1.200	10,0 - 12,0			01020006418
	20					200	1.200	12,0 - 14,0			01020006420

Tests according to EN ISO 14589





d1 Ø mm	L Nominal mm	 mm	d2 Ø mm	K mm	W Ø mm	PACKAGING		 E MIN. mm MAX.	 (N)	 (N)	REFERENCE
						 Inner	 Outer				
2,4	5	2,50	5,00	0,60	1,45	1.000	8.000	0,5 - 2,0	350	550	01019002405
	6					1.000	8.000	2,0 - 4,0			01019002406
	8					1.000	8.000	4,0 - 6,0			01019002408
	10					1.000	8.000	6,0 - 8,0			01019002410
3,0	8	3,10	6,00	1,00	1,80	500	4.000	3,5 - 5,0	550	850	01019003008
	10					500	4.000	5,0 - 7,0			01019003010
3,2	6	3,30	6,40	1,00	1,80	500	4.000	1,5 - 3,5	750	1100	01019003206
	8					500	4.000	3,5 - 5,0			01019003208
	10					500	4.000	5,0 - 7,0			01019003210
	12					500	4.000	7,0 - 9,0			01019003212
	15					500	4.000	9,0 - 12,0			01019003215
	18					500	4.000	12,0 - 15,0			01019003218
4,0	20	4,10	8,00	1,40	2,20	500	3.000	15,0 - 18,0	1250	1800	01019003220
	6					500	4.000	1,0 - 3,0			01019004006
	8					500	4.000	3,0 - 5,0			01019004008
	10					500	4.000	5,0 - 6,5			01019004010
	12					500	3.000	6,5 - 8,5			01019004012
	14					500	3.000	8,5 - 10,5			01019004014
	16					500	3.000	10,5 - 12,5			01019004016
	18					500	3.000	12,5 - 14,5			01019004018
	20					500	3.000	14,5 - 16,5			01019004020
	25					250	1.500	16,5 - 21,5			01019004025
4,8	6	4,90	9,50	1,50	2,65	500	3.000	0,5 - 3,0	1850	2600	01019004806
	8					500	3.000	3,0 - 4,5			01019004808
	10					500	3.000	4,5 - 6,0			01019004810
	12					500	3.000	6,0 - 8,0			01019004812
	14					250	2.000	8,0 - 10,0			01019004814
	16					250	2.000	10,0 - 12,0			01019004816
	18					250	1.500	12,0 - 14,0			01019004818
	21					250	1.500	14,0 - 17,0			01019004821
	24					200	1.200	17,0 - 20,0			01019004824
	27					200	1.200	20,0 - 23,0			01019004827
	30					200	1.200	23,0 - 25,0			01019004830
	35					150	900	25,0 - 30,0			01019004835
	40					150	900	30,0 - 35,0			01019004840
	45					100	600	35,0 - 40,0			01019004845
5,0	6	5,10	9,50	1,60	2,65	500	3.000	0,5 - 3,0	2150	3100	01019005006
	8					500	3.000	3,0 - 4,5			01019005008
	10					500	3.000	4,5 - 6,0			01019005010
	12					500	3.000	6,0 - 8,0			01019005012
	14					250	2.000	8,0 - 10,0			01019005014
	16					250	2.000	10,0 - 12,0			01019005016
	18					250	1.500	12,0 - 14,0			01019005018
	20					250	1.500	14,0 - 16,0			01019005020
	25					200	1.200	16,0 - 21,0			01019005025
	30					200	1.200	21,0 - 25,0			01019005030
	35					150	900	27,0 - 30,0			01019005035
	40					150	900	30,0 - 35,0			01019005040
	45					100	600	35,0 - 40,0			01019005045
6,0	8	6,10	12,00	1,80	3,20	250	1.500	2,0 - 3,0	3200	4600	01019006008
	10					250	1.500	3,0 - 5,0			01019006010
	12					250	1.500	5,0 - 7,0			01019006012
	14					250	1.500	7,0 - 9,0			01019006014
	16					250	1.500	9,0 - 11,0			01019006016
	18					200	1.200	11,0 - 13,0			01019006018
	20					200	1.200	13,0 - 15,0			01019006020
	25					200	1.200	15,0 - 20,0			01019006025
	30					150	900	20,0 - 25,0			01019006030
35	150	900	25,0 - 30,0	01019006035							
6,4	8	6,50	13,00	2,20	3,60	250	1.500	1,0 - 2,0	3400	4850	01019006408
	10					250	1.500	2,0 - 4,0			01019006410
	12					250	1.500	3,0 - 6,0			01019006412
	15					250	1.500	6,0 - 9,0			01019006415
	18					200	1.200	9,0 - 12,0			01019006418
	22					200	1.200	12,0 - 16,0			01019006422
	26					150	900	16,0 - 20,0			01019006426
	30					150	900	20,0 - 24,0			01019006430
	35					100	600	24,0 - 29,0			01019006435
50	500	29,0 - 42,0	01019006450								

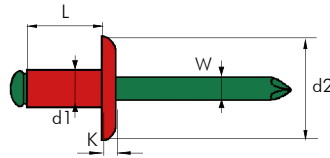


STANDARD RIVET Large head







ALUMINIUM/STAINLESS STEEL A2

Al Mg 3,5

ANSI 304



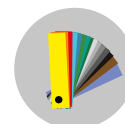
ALUMINIUM

d1 Ø mm	L Nominal mm	 mm	d2 Ø mm	K mm	W Ø mm	PACKAGING		 E MIN. mm MAX.	 (N)	 (N)	REFERENCE
						 Inner	 Outer				
4,0	8	4,10	12,00	1,40	2,20	500	3.000	3,0 - 5,0	1250	1800	01049004008
	10					500	3.000	5,0 - 6,5			01049004010
	12					250	2.000	6,5 - 8,5			01049004012
	14					250	2.000	8,5 - 10,5			01049004014
	16					250	2.000	10,5 - 12,5			01049004016
	18					250	2.000	12,5 - 14,5			01049004018
20	250	2.000	14,5 - 16,5	01049004020							
4,0	18	4,10	15,00	1,60	2,20	250	2.000	8,0 - 13,0	1800	3800	01042004018
25	12,0 - 18,0							01042004025			
4,8	21,0	4,90	11,00	1,60	2,65	250	1.500	14,0 - 17,0	1850	2600	01038004821
4,8	10	4,90	14,00	1,80	2,65	250	1.500	4,5 - 6,0	1850	2600	01039004810
	12					250	1.500	6,0 - 8,0			01039004812
	14					250	1.500	8,0 - 10,0			01039004814
	16					250	1.500	10,0 - 12,0			01039004816
	18					200	1.200	12,0 - 14,0			01039004818
	21					200	1.200	14,0 - 17,0			01039004821
	24					150	900	17,0 - 20,0			01039004824
	27					150	900	20,0 - 23,0			01039004827
	30					150	900	23,0 - 25,0			01039004830
35	100	600	25,0 - 30,0	01039004835							
4,8	10	4,9	16,00	1,80	2,65	250	1.500	4,5 - 6,0	1850	2600	01049004810
	12					250	1.500	6,0 - 8,0			01049004812
	14					200	1.200	8,0 - 10,0			01049004814
	16					200	1.200	10,0 - 12,0			01049004816
	18					150	900	12,0 - 14,0			01049004818
	21					150	900	14,0 - 17,0			01049004821
	24					150	900	17,0 - 20,0			01049004824
	27					150	900	20,0 - 23,0			01049004827
	30					100	600	23,0 - 25,0			01049004830
35	100	600	25,0 - 30,0	01049004835							
5,0	10	5,10	11,00	1,60	2,65	250	2.000	4,5 - 6,0	2150	3100	01038005010
	12					250	2.000	6,0 - 8,0			01038005012
	14					250	1.500	8,0 - 10,0			01038005014
	16					250	1.500	10,0 - 12,0			01038005016
	18					250	1.500	12,0 - 14,0			01038005018
	20					250	1.500	14,0 - 16,0			01038005020
	25					250	1.500	16,0 - 21,0			01038005025
	30					200	1.200	21,0 - 25,0			01038005030
5,0	8	5,10	14,00	1,80	2,65	250	2.000	3,0 - 4,5	2150	3100	01039005008
	10					250	1.500	4,5 - 6,0			01039005010
	12					250	1.500	6,0 - 8,0			01039005012
	14					250	1.500	8,0 - 10,0			01039005014
	16					250	1.500	10,0 - 12,0			01039005016
	18					200	1.200	12,0 - 14,0			01039005018
	20					200	1.200	14,0 - 16,0			01039005020
	25					150	900	16,0 - 21,0			01039005025
	30					150	900	21,0 - 25,0			01039005030

Tests according to EN ISO 14589



Ventilated facades.



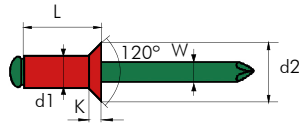
ALUMINIUM/STAINLESS STEEL A2







Al Mg 3,5

AISI 304

STANDARD RIVET
Countersunk head 120°

ALUMINIUM



d1 Ø mm	L Nominal mm	 mm	d2 Ø mm	K mm	W Ø mm	PACKAGING		 E MIN. mm MAX.	 (N)	 (N)	REFERENCE
						 Inner	 Outer				
4,0	8	4,1	7,800	1,4	2,2	500	4.000	3,0 - 5,0	1250	1800	01029004008
	10					500	4.000	5,0 - 6,5			01029004010
	12					500	3.000	6,5 - 8,5			01029004012
	16					500	3.000	10,5 - 12,5			01029004016
	18					500	3.000	12,5 - 14,5			01029004018
4,8	12	4,9	9,500	1,8	2,65	500	3.000	6,0 - 8,0	1850	2600	01029004812







STANDARD RIVET

Dome head

ALUMINIUM/ALUMINIUM

Al Mg Si



d1 Ø mm	L Nominal mm	 mm	d2 Ø mm	K mm	W Ø mm	PACKAGING		 E MIN. mm MAX.	 (N)	 (N)	REFERENCE
						 Inner	 Outer				
3,2	6	3,30	6,50	0,80	1,95	500	4.000	1,5 - 3,5	400	500	01160003206
	8					500	4.000	3,5 - 5,0			01160003208
	10					500	4.000	5,0 - 7,0			01160003210
	12					500	4.000	7,0 - 9,0			01160003212
	15					500	4.000	9,0 - 12,0			01160003215
	18					500	3.000	12,0 - 15,0			01160003218
4,0	6	4,10	8,00	1,20	2,45	500	4.000	1,0 - 3,0	650	800	01160004006
	8					500	4.000	3,0 - 5,0			01160004008
	10					500	4.000	5,0 - 6,5			01160004010
	12					500	3.000	6,5 - 8,5			01160004012
	14					500	3.000	8,5 - 10,5			01160004014
	16					500	3.000	10,5 - 12,5			01160004016
	18					500	3.000	12,5 - 14,5			01160004018
	20					500	3.000	14,5 - 16,5			01160004020
4,8	6	4,90	9,50	1,50	2,95	500	3.000	0,5 - 3,0	950	1200	01160004806
	8					500	3.000	2,5 - 4,0			01160004808
	10					500	3.000	4,0 - 6,0			01160004810
	12					500	3.000	6,0 - 8,0			01160004812
	14					250	2.000	8,0 - 10,0			01160004814
	16					250	2.000	10,0 - 12,0			01160004816
	18					250	1.500	12,0 - 14,0			01160004818
	21					250	1.500	14,0 - 17,0			01160004821
	24					200	1.200	17,0 - 20,0			01160004824
	27					200	1.200	20,0 - 23,0			01160004827
	30					200	1.200	23,0 - 27,0			01160004830
	35					150	900	27,0 - 30,0			01160004835
50					100	600	40,0 - 45,0			01160004850	

Tests according to EN ISO 14589









STANDARD RIVET

Large head

ALUMINIUM/ALUMINIUM

Al Mg Si




d1 Ø mm	L Nominal mm	 mm	d2 Ø mm	K mm	W Ø mm	PACKAGING		 E MIN. mm MAX.	 (N)	 (N)	REFERENCE
						 Inner	 Outer				
4,8	10	4,90	14,00	1,80	2,95	250	1.500	4,0 - 6,0	950	1200	01180004810
	12					250	1.500	6,0 - 8,0			01180004812
	14					250	1.500	8,0 - 10,0			01180004814
	16					250	1.500	10,0 - 12,0			01180004816
	18					200	1.200	12,0 - 14,0			01180004818
	21					200	1.200	14,0 - 17,0			01180004821
4,8	24					150	900	17,0 - 20,0			01180004824
	10	4,90	16,00	2,00	2,95		1.500	4,0 - 6,0	1000	1300	G1184004810
	14						1.500	8,0 - 10,0			G1184004814

Tests according to EN ISO 14589

VERSAGRIP RIVETS

It is especially suitable for working with plastics and thin metal sheets.

Thanks to its homogeneous riveting it does not deform the surfaces.



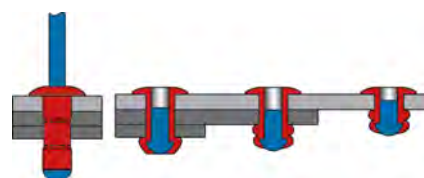
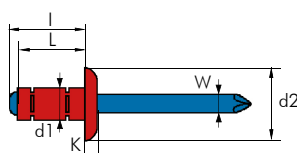
Double crimp
for better folding









- The inventory of rivets is reduced since with only three measures is covered a thickness range by 3 to 20 mm.
- Wide expansion of the blind side, the load and the clamping force are distributed.
- Suitable for working with plastics and thin metal sheets.

ALUMINIUM/STEEL
Al Mg 2,5 Zincplated 3 μ

VERSAGRIP RIVET
Dome head




d1 Ø mm	L Nominal mm	 mm	d2 Ø mm	K mm	W Ø mm	PACKAGING		I Máx. mm	 MIN. mm MAX.	 (N)	 (N)	REFERENCE
						 Inner	 Outer					
4,0	10,5	4,10	8,00	1,40	2,20	3.000	13,5	3,0 - 5,5	1060	1680	G108A004010	
	13,5					5.000	15,5	3,5 - 9,5			G108A004013	
4,8	10,2	4,90	9,00	1,40	2,65	2.500	13,5	0,5 - 6,5	1500	2400	G108A004810	
	12,5					2.000	15,8	2,5 - 8,5			G108A004812	
	15,5					2.000	18,8	4,5 - 11,0			G108A004815	
	17,5					1.500	21,0	6,5 - 13,0			G108A004817	
	19,5					1.500	23,0	8,5 - 15,5			G108A004819	
	20,5					1.500					G108A004820	
	25,0					1.500	28,5	11,0 - 19,5			G108A004825	
6,4	12,5	6,5	13,00	1,80	3,60	250	17,0	1,0 - 6,0	2800	4000	01080006412	
	15,5					200	12,00	4,0 - 9,0			01080006415	
	18,5					1.000	23,0	6,0 - 12,0			G1080006418	
	25,5					1.000	30,0	9,0 - 19,0			G1080006425	

Tests according to EN ISO 14589

It has a broader formation of the head.
Ideal for thin sheet metal, especially for
repair works.

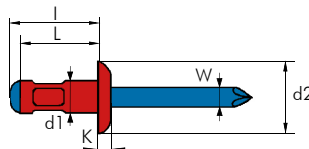
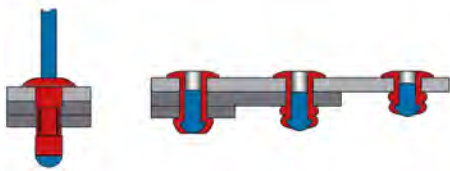
MULTIGRIP RIVETS









- Multi-thickness rivet covering a thickness range from 1 to 20 mm.
- The load and the clamping force remain distributed thanks to its wide expansion of the blind side.
- Used as a metal sheet repair rivet.

MULTIGRIP RIVET Dome head

ALUMINIUM/STEEL
Al Mg 2,5 Zincplated 3 μ



d1 Ø mm	L Nominal mm	 mm	d2 Ø mm	K mm	W Ø mm	PACKAGING		I Máx. mm	 E MIN. mm MAX.	 (N)	 (N)	REFERENCE
						 Inner	 Outer					
3,2	8,0	3,30-3,40	6,50	1,10	1,80	500	4.000	11,0	0,5 - 5,0	630	980	01080003208
	9,5					500	4.000	12,5	1,5 - 6,5			01080003209
	11,0					500	4.000	14,0	4,0 - 8,0			01080003211
4,0	6,8	4,10-4,20	8,20	1,40	2,20	500	4.000	10,0	0,5 - 3,5	1050	1400	010800040068
	7,5					500	4.000	10,5	1,0 - 4,5			01080004008
	9,5					500	3.000	12,5	1,0 - 6,0			01080004009
	11,0					500	3.000	14,0	2,0 - 7,0			01080004011
	12,5					500	3.000	15,5	4,0 - 9,0			01080004012
	16,5					500	3.000	19,5	6,0 - 13,0			01080004016
4,8	10,5	4,90-5,00	9,90	1,60	2,75	250	2.000	14,0	1,5 - 6,5	1500	2300	01080004810
	12,5					250	2.000	16,0	3,5 - 8,5			01080004812
	15,0					250	2.000	18,0	4,5 - 11,0			01080004815
	16,5					250	1.500	20,0	6,5 - 12,5			01080004816
	19,5					250	1.500	23,0	8,5 - 15,5			01080004819
	24,5					200	1.200	28,0	12,5 - 20,0			01080004824

Tests according to EN ISO 14589



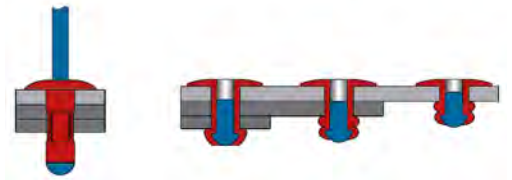
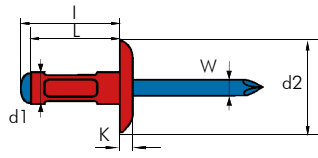
ALUMINIUM/STEEL







Al Mg 2,5

Zincplated 3 μ

MULTIGRIP RIVET Large head

ALUMINIUM



d1 Ø mm	L Nominal mm	 mm	d2 Ø mm	K mm	W Ø mm	PACKAGING		I Máx. mm	 E MIN. mm MAX.	 (N)	 (N)	REFERENCE
						 Inner	 Outer					
3,2	8,0	3,30-3,40	9,50	1,10	1,80	500	4.000	10,1	0,5 - 5,0	630	980	01100003208 01100003212
	12,0					500	4.000	14,5	4,5 - 9,0			
4,0	13,0	4,10-4,20	12,00	1,60	2,20	250	2.000	16,0	3,0 - 9,0	1050	1500	01100004013 01100004016
	16,0					250	2.000	19,5	6,0 - 13,0			
4,8	10,5	4,90-5,00	16,00	1,80	2,75	150	900	14,0	1,5 - 6,0	1500	2400	01100004810 01100004817 01100004825
	17,0					150	900	20,0	6,5 - 12,5			
	25,0					100	600	28,0	12,0 - 19,5			

Tests according to EN ISO 14589

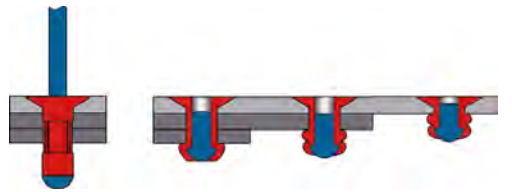
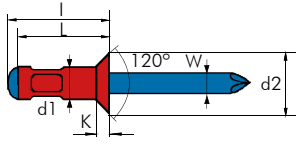








ALUMINIUM/STEEL

Al Mg 2,5

Zincplated 3 μ

MULTIGRIP RIVET Countersunk head 120°



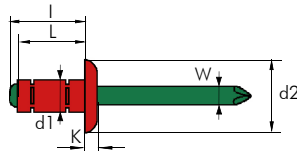
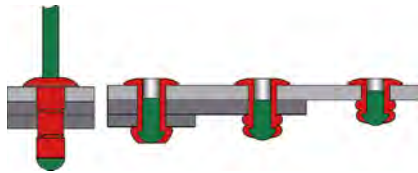
d1 Ø mm	L Nominal mm	 mm	d2 Ø mm	K mm	W Ø mm	PACKAGING		I Máx. mm	 E MIN. mm MAX.	 (N)	 (N)	REFERENCE
						 Inner	 Outer					
3,2	9,5	3,30-3,40	6,00	1,00	1,80	500	4.000	12,0	1,5 - 6,0	630	980	01090003209
4,0	11,0	4,10-4,20	7,50	1,10	2,20	500	3.000	14,0	2,0 - 8,0	1050	1400	01090004011
4,8	12,0	4,90-5,00	9,50	1,60	2,75	250	2.000	16,0	2,0 - 7,5	1500	2400	01090004812 01090004816
	16,5					250	1.500	20,0	6,0 - 12,0			







Tests according to EN ISO 14589



VERSAGRIP RIVET
Dome head

ALUMINIUM/STAINLESS STEEL A2
Al Mg 2,5 ISI 304

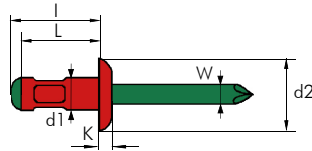
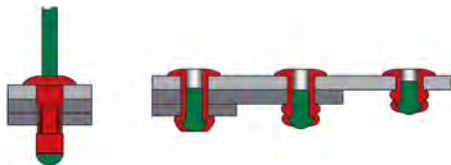








d1 Ø mm	L Nominal mm	 mm	d2 Ø mm	K mm	W Ø mm	PACKAGING		I Máx. mm	 E MIN. mm MAX.	 (N)	 (N)	REFERENCE			
						 Inner	 Outer								
4,8	10,0	4,90	9,50	1,40	2,75	3.000	16,50	0,5 - 6,5	1500	2400		G1081004810			
	15,5											G1081004815			
	16,5											2.000	18,70	4,5 - 12,0	G1081004816
	25,0											1.500	11,0 - 19,5	G1081004825	
	30,0											1.500	15,0 - 24,0	G1081004830	
6,4	12,5	6,50-6,70	13,00	1,80	3,60	250	1.500	17,00	1,0 - 6,0	2800	4000	01089006412			
	15,5					100	800	20,00	4,0 - 9,0	01089006415					
	20,5					1.000	30,00	8,0 - 14,0	G1089006420						
	25,5					1.000	35,00	9,0 - 19,0	G1089006425						

ALUMINIUM

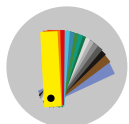
MULTIGRIP RIVET
Dome head

ALUMINIUM/STAINLESS STEEL A2
Al Mg 2,5 AISI 304



d1 Ø mm	L Nominal mm	 mm	d2 Ø mm	K mm	W Ø mm	PACKAGING		I Máx. mm	 E MIN. mm MAX.	 (N)	 (N)	REFERENCE
						 Inner	 Outer					
3,2	8,0	3,30-3,40	6,50	1,10	1,80	500	4.000	10,00	0,5 - 5,0	650	1000	01089003208
	11,0					500	4.000	13,00	4,0 - 8,0	01089003211		
4,0	6,8	4,10-4,20	8,20	1,40	2,20	500	4.000	10,00	0,5 - 3,5	1050	1500	010890040068
	9,5					500	3.000	12,50	1,0 - 6,0	01089004009		
	12,5					500	3.000	15,50	4,0 - 9,0	01089004012		
	16,5					500	3.000	19,50	6,0 - 13,0	01089004016		
4,8	10,0	4,90-5,00	9,90	1,60	2,75	250	2.000	14,00	1,5 - 6,5	1500	2300	01089004810
	15,0					250	2.000	18,00	4,5 - 11,0	01089004815		
	16,5					250	1.500	20,00	6,5 - 12,5	01089004816		
	19,0					250	1.500	23,00	8,5 - 15,5	01089004819		
	24,0					200	1.200	28,00	12,5 - 20,0	01089004824		

Tests according to EN ISO 14589



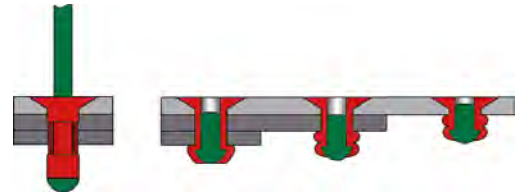
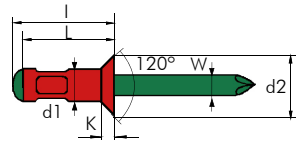
ALUMINIUM/STAINLESS STEEL A2







Al Mg 2,5

AISI 304

MULTIGRIP RIVET Countersunk head 120°

ALUMINIUM



d1 Ø mm	L Nominal mm	 mm	d2 Ø mm	K mm	W Ø mm	PACKAGING		I Máx. mm	 E MIN. mm MAX.	 (N)	 (N)	REFERENCE
						 Inner	 Outer					
3,2	9,5	3,30-3,40	6,00	1,00	1,80	500	4.000	12,0	1,5 - 6,0	630	980	01099003209
4,0	11,0	4,10-4,20	7,50	1,10	2,20	500	3.000	14,0	2,0 - 8,0	1050	1400	01099004011
4,8	12,0	4,90-5,10	9,50	1,60	2,75	250	2.000	16,0	2,0 - 7,5	1500	2400	01099004812
	250					1.500	20,0	6,0 - 12,0			01099004816	

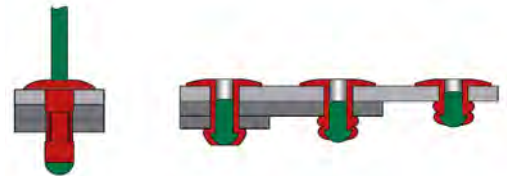
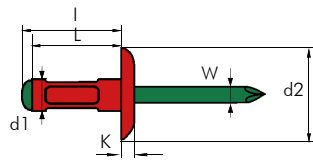
Tests according to EN ISO 14589







ALUMINIUM/STAINLESS STEEL A2

Al Mg 2,5

AISI 304

MULTIGRIP RIVET Large head




d1 Ø mm	L Nominal mm	 mm	d2 Ø mm	K mm	W Ø mm	PACKAGING		I Máx. mm	 E MIN. mm MAX.	 (N)	 (N)	REFERENCE
						 Inner	 Outer					
4,0	13,0	4,10-4,30	12,00	1,60	2,20	250	2.000	15,5	3,0 - 9,0	1500	2400	01109004013
	10,5	4,90-5,00	16,00	1,80	2,75	200	1.200	14,0	1,5 - 6,0	1500	2400	01109004810
4,8	17,0	4,90-5,10	16,00	1,80	2,75	150	900	20,0	6,0 - 12,5			01109004817
	19,0					150	900	22,0	8,5 - 14,5			01109004819
	25,0					100	600	28,0	12,5 - 19,5			01109004825

Tests according to EN ISO 14589

Especially suitable for plastic-to-metal bonding applications and with the characteristic of being a multi-thickness rivet.

HARDLOCK RIVETS

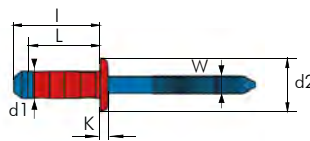
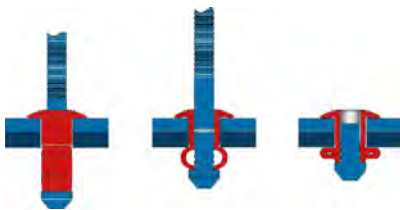








- Wide range of fixing thickness.
- Optimal distribution of the tightening on the blind face thanks to its larger contact surface.
- High tensile strength thanks to its rear bulb.
- Optimal mandrel retention.
- Grooved mandrel for longer jaw life.



HARDLOCK RIVET Dome head

ALUMINIUM/STEEL
EN AW 5052 Zincplated 3 μ



d1 Ø mm	L Nominal mm	 mm	d2 Ø mm	K mm	W Ø mm	PACKAGING		I Máx. mm	 MIN. mm MAX.	 (N)	 (N)	REFERENCE
						 Inner	 Outer					
4,8	10,8	4,9-5,1	9,4	1,4	2,8	2.500	13,7	1,5 - 6,0	1200	1900	G1811004811	
	12,8					3.000	15,7	3,0 - 7,0			G1811004813	
	14,8					2.500	17,7	4,0 - 8,5			G1811004815	
	16,8					2.000	19,7	6,0 - 10,5			G1811004817	

GROOVED RIVETS

Aluminium alloy fastener element, suitable for applications with blind drills. The Bralo Grooved Rivet guarantees great grip efficiency.



- This fastener does not need through holes.
- Safe method of joining metal to smooth and fibrous surfaces.
- Provides a high resistance joint.
- Ideal to fasten metal surfaces to wood, brick or cement.

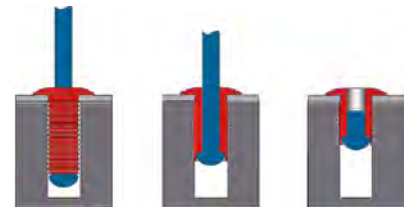
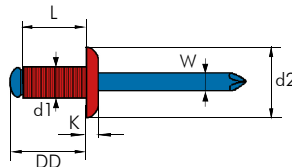








ALUMINIUM/STEEL

Al Mg 3,5

Zincplated 3 μ

GROOVED RIVET Dome head



d1 Ø mm	L Nominal mm	 mm	d2 Ø mm	K mm	W Ø mm	PACKAGING		 E MIN. mm MAX.	 (N)	 (N)	REFERENCE	DD (Drill depth) mm
						 Inner	 Outer					
3,2	10	3,40	6,50	0,80	1,80	500	4.000	6,0	700	1100	01700003210	13
	8	4,20	8,00	1,20	2,20	500	4.000	4,0	900	1400	01700004008	11
4,0	12					500	3.000	6,0			01700004012	15
	16					500	3.000	8,0			01700004016	19
4,8	8	5,00	9,50	1,40	2,65	500	3.000	4,0	1600	2600	01700004808	11
	10					250	2.000	6,0			01700004810	13
	12					250	2.000	8,0			01700004812	15
	14					250	2.000	10,0			01700004814	17
	16					250	1.500	12,0			01700004816	19
	18					250	1.500	13,0			01700004818	21
	21					250	1.500	15,0			01700004821	24
24					200	1.200	20,0			01700004824	27	

Tests according to EN ISO 14589

Fastener element that guarantees a strong and safe joint of low resistance materials, such as plastic or wood.

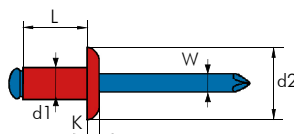
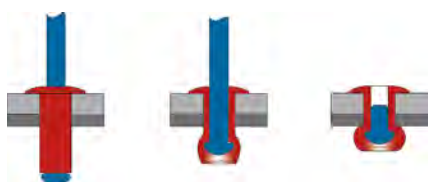
SOFT MATERIALS RIVETS









- It does not deform surfaces after the riveting process is finished.
- They provide excellent torque values.
- Good resistance to vibrations.

SOFT MATERIALS RIVETS Dome head

ALUMINIUM/STEEL
Al Mg 3,5 Zincoated 3 μ



d1 Ø mm	L Nominal mm	 mm	d2 Ø mm	K mm	W Ø mm	PACKAGING		 E MIN. mm MAX.	 (N)	 (N)	REFERENCE
						 Inner	 Outer				
3,0	6	3,10	6,30	0,80	1,80	4.000		1,5 - 3,5	750	850	G1350003006
3,2	10	3,30	6,40	1,00	1,80	5.000		5,0 - 7,0	750	1100	G1350003210
4,0	6	4,10	8,00	1,40	2,20	4.000		1,5 - 3,0	1200	1800	G1350004006
	8					4.000		3,0 - 5,0			G1350004008
	10					4.000		5,0 - 6,5			G1350004010
	12					4.000		6,5 - 8,5			G1350004012
	14					4.000		8,5 - 10,5			G1350004014
	16					4.000		10,5 - 12,5			G1350004016
	18					4.000		12,5 - 14,5			G1350004018
	20					4.000		14,5 - 16,5			G1350004020
4,8	6	4,90	9,50	1,40	2,73	4.000		0,5 - 3,0	2000	2700	G1350004806
	8					3.500		3,0 - 4,5			G1350004808
	10					3.500		4,5 - 6,0			G1350004810
	12					3.000		6,0 - 8,0			G1350004812
	14					2.500		8,0 - 10,0			G1350004814
	16					2.500		10,0 - 12,0			G1350004816
	18					2.000		12,0 - 14,0			G1350004818
	21					2.000		14,0 - 17,0			G1350004821
	24					1.500		17,0 - 20,0			G1350004824
	27					1.500		20,0 - 23,0			G1350004827
	30					1.500		23,0 - 25,0			G1350004830
	32					1.000		25,0 - 27,0			G1350004832
	35					1.000		25,0 - 30,0			G1350004835
5,0	10	5,10	9,50	1,40	2,73	3.500		4,5 - 6,0	2250	3000	G1350005010
	14					2.500		8,0 - 10,0			G1350005014
	16					2.500		10,0 - 12,0			G1350005016
	18					2.000		12,0 - 14,0			G1350005018
	20					2.000		14,0 - 16,0			G1350005020
	25					1.500		16,0 - 21,0			G1350005025
	30					1.500		21,0 - 25,0			G1350005030
6,0	18	6,10	12,00	1,50	3,20	1.500		11,0 - 13,0	2500	3300	G1350006018

Tests according to EN ISO 14589

PEELED RIVETS

Aluminium alloy break-mandrel blind rivet with a big bearing area in the shape of a flower with four petals.



- Ideal for the use in applications with soft or low resistance materials.
- Allows for use in oversized holes.
- Spreads the load and clamping force over a wide area.

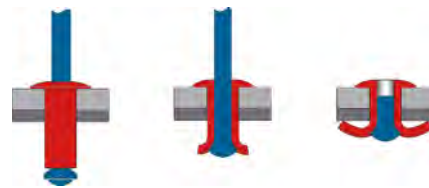
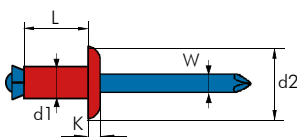






ALUMINIUM/STEEL

Al Mg 3,5

Zincplated 3 μ

PEELED RIVET Dome head

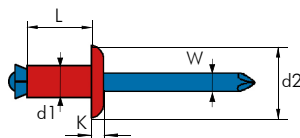









d1 Ø mm	L Nominal mm	 mm	d2 Ø mm	K mm	W Ø mm	PACKAGING		 mm	 (N)	 (N)	REFERENCE
						Inner	Outer				
3,2	8	3,40	6,50	0,80	1,80	500	4.000	3,5	900	700	01130003208
	10					500	4.000	5,0			01130003210
	12					500	4.000	7,0			01130003212
	14					500	4.000	9,0			01130003214
	16					500	3.000	11,0			01130003216
	18					500	3.000	13,0			01130003218
4,0	8	4,20	8,00	1,00	2,20	500	4.000	4,0	1200	1400	01130004008
	10					500	4.000	6,0			01130004010
	12					500	3.000	8,0			01130004012
	14					500	3.000	10,0			01130004014
	16					500	3.000	12,0			01130004016
	18					500	3.000	14,0			01130004018
	20					500	3.000	16,0			01130004020
	25					250	1.500	21,0			01130004025
4,8	10	5,00	9,50	1,10	2,73	500	3.000	5,0	1800	2000	01130004810
	12					500	3.000	7,0			01130004812
	14					250	2.000	9,0			01130004814
	16					250	2.000	11,0			01130004816
	18					250	1.500	13,0			01130004818
	21					250	1.500	16,0			01130004821
	24					200	1.200	19,0			01130004824
	27					200	1.200	22,0			01130004827
	30					200	1.200	25,0			01130004830
	32					200	1.200	27,0			01130004832
	35					200	1.200	30,0			011300048352
	40					150	900	32,0			01130004840
	45					100	600	37,0			01130004845
	50					100	600	42,0			01130004850

PEELED RIVET

Dome head

ALUMINIUM/STEEL
Al Mg 3,5 Zincoated 3 μ





d1 Ø mm	L Nominal mm	 mm	d2 Ø mm	K mm	W Ø mm	PACKAGING		 E mm	 (N)	 (N)	REFERENCE
						 Inner	 Outer				
5,0	40	5,20	9,50	1,50	2,73	150	900	32,0	1900	2300	01130005040
	45					100	600	37,0			01130005045
	50					100	600	42,0			01130005050
	55					100	600	47,0			01130005055
	60						500	52,0			G1130005060
	65						500	57,0			G1130005065
	70						500	62,0			G1130005070
	75						500	68,0			G1130005075
	80						500	72,0			G1130005080
	90						500	80,0			G1130005090
	100						500	90,0			G11300050100
	110						500	100,0			G11300050110
	120						500	110,0			G11300050120
	130						250	120,0			G11300050130
	140						250	130,0			G11300050140
	150						250	140,0			G11300050150
160						250	150,0			G11300050160	
170						250	160,0			G11300050170	
180						250	170,0			G11300050180	
190						250	180,0			G11300050190	
*6,4	35	6,60	12,00	1,80	3,50	100	600	25,0	2450	3500	01130006435
	50					500	500	40,0			G1130006450
	80					250	250	70,0			G1130006480
	100					250	250	90,0			G11300064100
	120					250	250	110,0			G11300064120
	150					250	250	140,0			G11300064150
	175					200	200	165,0			G11300064175
	190					150	150	180,0			G11300064200


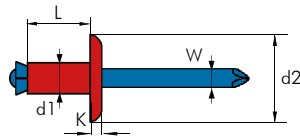
Tests according to EN ISO 14589

*Note: Peeled rivets with aluminium body Al Mg 3.







COLOURS IN STOCK

d1 Ø mm	L Nominal mm	BLACK PAINT	WHITE PAINT	PACKAGING	
		REFERENCE	REFERENCE	 Inner	 Outer
4,0	8	01130N04008	01130BL4008	500	4.000
	10	01130N04010	01130BL4010	500	4.000
	12	01130N04012	01130BL4012	500	3.000
	14	01130N04014	01130BL4014	500	3.000
	16	01130N04016	01130BL4016	500	3.000
	18	01130N04018	01130BL4018	500	3.000
	20	01130N04020	01130BL4020	500	3.000
	25	01130N04025	01130BL4025	250	1.500
4,8	10	01130N04810	01130BL4810	500	3.000
	12	01130N04812	01130BL4812	500	3.000
	14	01130N04814	01130BL4814	250	2.000
	16	01130N04816	01130BL4816	250	2.000
	18	01130N04818	01130BL4818	250	1.500
	21	01130N04821	01130BL4821	250	1.500
	24	01130N04824	01130BL4824	200	1.200
	27	01130N04827	01130BL4827	200	1.200
	30	01130N04830	01130BL4830	200	1.200







ALUMINIUM

d1 Ø mm	L Nominal mm	 mm	d2 Ø mm	K mm	W Ø mm	PACKAGING		 MIN. mm MAX.	 (N)	 (N)	REFERENCE
						 Inner	 Outer				
4,0	8	4,20	12,00	1,40	2,20	500	3.000	4,0	1200	1900	01150004008
	10					500	3.000	6,0			01150004010
	12					250	2.000	8,0			01150004012
	14					250	2.000	10,0			01150004014
	16					250	2.000	12,0			01150004016
	18					250	1.500	14,0			01150004018
4,8	10	5,00	11,00	1,80	2,73	250	2.000	5,0	1800	2000	01131004810
	21					250	1.500	9,0			01131004821
4,8	10	5,00	14,00	1,80	2,73	250	1.500	5,0	1800	2000	01140004810
	12					250	1.500	7,0			01140004812
	14					250	1.500	9,0			01140004814
	16					250	1.500	11,0			01140004816
	18					200	1.200	13,0			01140004818
	21					200	1.200	16,0			01140004821
	24					150	900	19,0			01140004824
	27					150	900	22,0			01140004827
	30					150	900	25,0			01140004830
	35					100	600	30,0			01140004835
40					100	600	35,0			01140004840	

Tests according to EN ISO 14589

PEELED RIVET COLOUR Large head



d1 Ø mm	L Nominal mm	BLACK PAINT	WHITE PAINT	PACKAGING	
		REFERENCE	REFERENCE	 Inner	 Outer
4,0	10	01150N04010	01150BL4010	500	3.000
	12	01150N04012	01150BL4012	250	2.000
	14	01150N04014	01150BL4014	250	2.000
	16	01150N04016	01150BL4016	250	2.000
	18	01150N04018	01150BL4018	250	1.500
	20	01150N04020	01150BL4020	250	1.500
4,8	10	01140N04810	01140BL4810	250	1.500
	12	01140N04812	01140BL4812	250	1.500
	14	01140N04814	01140BL4814	250	1.500
	16	01140N04816	01140BL4816	250	1.500
	18	01140N04818	01140BL4818	200	1.200
	21	01140N04821	01140BL4821	200	1.200
	27	01140N04827	01140BL4827	150	900



BRALO Trebol Rivet is a break-mandrel blind rivet designed for the fastening, in a fast and simple way, of rigid materials to soft or low resistance materials.

TREBOL RIVETS



HEAD WITH SHAPE OF THREE PARTS

- This rivet is provided with a big counter head in the shape of three double parts offering a **large contact area** on the blind side. This large expansion on the blind side **distributes the load and the clamping force**, reducing the risk of crushing and the material breaking.
- The S-Trebol version provides additional **resistance to both tensile and shear strengths** and it can be used in oversized holes because its expansion is adaptable. It also has a neoprene washer that provides **excellent sealing results**.



Trebol


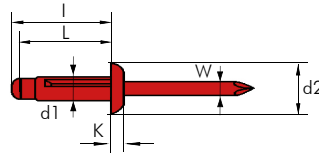








S-Trebol





S-Trebol WP


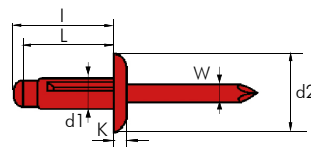
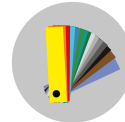










d1 Ø mm	L Nominal mm	 mm	d2 Ø mm	K mm	W Ø mm	PACKAGING		I Máx. mm	 E MIN. mm MAX.	 (N)	 (N)	REFERENCE
						 Inner	 Outer					
4,0	10,5	4,20-4,50	8,00	1,40	2,40	250	2.000	12,30	0,5 - 2,5	730	950	01610004010
	13,6					250	2.000	16,00	1,0 - 3,0			01610004013
	18,8					250	2.000	21,20	1,0 - 7,0			01610004018
	20,4					250	1.500	22,80	1,0 - 8,5			01610004020
	24,5					250	1.500	26,90	4,0 - 12,0			01610004024
4,8	15,3	5,00-5,30	9,80	1,90	2,82	250	2.000	17,80	1,0 - 4,0	900	1150	01610004815
	20,5					250	1.500	23,00	1,0 - 9,0			01610004820
	24,5					200	1.200	27,00	4,0 - 12,0			01610004824
	28,5					200	1.200	30,50	6,0 - 16,0			01610004828

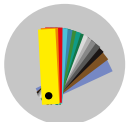
Tests according to EN ISO 14589

d1 Ø mm	L Nominal mm	BLACK PAINT	WHITE PAINT	PACKAGING	
		REFERENCE	REFERENCE	 Inner	 Outer
4,0	10,5	01610N04010	01610BL4010	250	2.000
	13,6	01610N04013	01610BL4013	250	2.000
	18,8	01610N04018	01610BL4018	250	2.000
	24,5	01610N04024	01610BL4024	250	1.500
4,8	15,3	01610N04815	01610BL4815	250	2.000
	20,5	01610N04820	01610BL4820	250	1.500
	24,5	01610N04824	01610BL4824	200	1.200



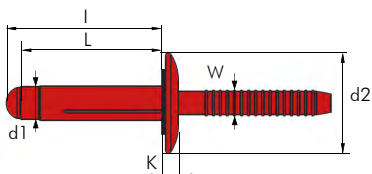
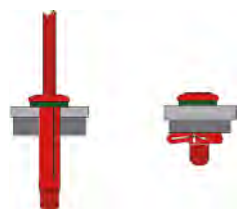
d1 Ø mm	L Nominal mm	 mm	d2 Ø mm	K mm	W Ø mm	PACKAGING		I Máx. mm	 E MIN. mm MAX.	 (N)	 (N)	REFERENCE
						 Inner	 Outer					
4,0	18,8	4,20-4,50	12,00	1,50	2,40	250	1.500	20,60	1,0 - 7,0	730	950	01640004018
	15,3	5,00-5,30	14,00	1,80	2,82	250	1.500	18,00	1,0 - 4,0	1000	1250	01630004815
4,8	20,5					200	1.200	23,00	1,0 - 9,0			01630004820
	24,5					200	1.200	27,00	4,0 - 12,0			01630004824
	28,5					150	900	31,00	6,0 - 16,0			01630004828
4,8	20,5	5,00-5,30	16,00	1,80	2,82		1.000	23,00	1,0 - 9,0	1000	1250	01640004820
	24,5						1.000	27,00	4,0 - 12,0			G1640004824







Tests according to EN ISO 14589



S-TREBOL RIVET Dome head

ALUMINIUM/ALUMINIUM

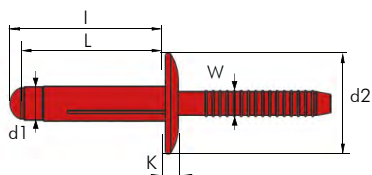









d1 Ø mm	L Nominal mm	 mm	d2 Ø mm	K mm	W Ø mm	PACKAGING		I Máx. mm	 E MIN. mm MAX.	 (N)	 (N)	REFERENCE
						 Inner	 Outer					
5,2	17,0	5,30-5,60	11,40	2,20	3,10	250	1.500	19,75	0,5 - 4,8	3000	1750	01650005217
	20,5					250	1.500	23,75	0,5 - 5,1			01650005220
	26,5					200	1.200	29,75	4,5 - 11,5			01650005226

Tests according to EN ISO 14589

S-TREBOL RIVET WITHOUT WASHER Dome head

ALUMINIUM/ALUMINIUM



d1 Ø mm	L Nominal mm	 mm	d2 Ø mm	K mm	W Ø mm	PACKAGING		I Máx. mm	 E MIN. mm MAX.	 (N)	 (N)	REFERENCE
						 Inner	 Outer					
5,2	20,5	5,30-5,60	11,40	2,20	3,10	250	1.500	23,75	0,5 - 5,1	3000	1750	01660005220
	26,5					200	1.200	29,75	4,5 - 11,5			01660005226

Tests according to EN ISO 14589

S-TREBOL WP RIVETS

The Bralo S-Trebol WP "Waterproof" Rivet is a break-mandrel blind rivet designed for demanding unions of rigid materials with soft or brittle materials in applications where sealing is required.



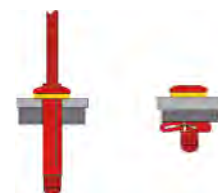
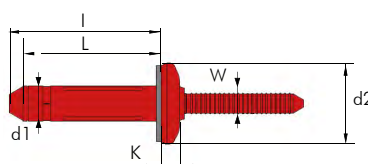
- Rivet sealed to the passage of water and other liquids and highly resistant to corrosion.
- Ideal for sheet metal supports.
- Provides additional resistance to both traction and shear.









ALUMINIUM/ALUMINIUM

Al Mg 5

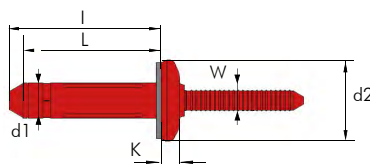
S-TREBOL WP RIVET Dome head









d1 Ø mm	L Nominal mm		d2 Ø mm	K mm	W Ø mm	PACKAGING		I Máx. mm				REFERENCE
												
5,2	17,5	5,30-5,50	11,60	2,40	2,90	2.000	20,90	1,3 - 4,8	3000	2000		G1656005217
	19,1					2.000	22,50	1,6 - 6,4				G1656005219
	22,2					2.000	25,60	4,7 - 9,5				G1656005222
	25,4					1.500	28,80	7,9 - 12,7				G1656005225
	28,6					1.500	32,00	11,1 - 15,9				G1656005229
6,4	31,8					1.500	35,20	14,3 - 19,1				G1656005232
	20,5	6,40-6,60	14,50	4,00	3,90	1.000	25,50	1,6 - 6,4	4200	2500		G1656006420
	23,7					1.000	28,70	3,2 - 9,5				G1656006423
	26,8					1.000	31,80	6,4 - 12,7				G1656006426
7,8	30,0					1.000	35,00	9,5 - 15,9				G1656006430
	28,5	7,90-8,20	15,40	4,50	4,40	500	33,00	1,5 - 9,5	6200	4800		G1656007828
	34,0					500	39,00	6,5 - 15,9				G1656007834

ALUMINIUM/ALUMINIUM

S-TREBOL WP RIVET Large head



d1 Ø mm	L Nominal mm		d2 Ø mm	K mm	W Ø mm	PACKAGING		I Máx. mm				REFERENCE
												
7,8	28,5 34,0	7,90-8,20	18,50	3,90	4,40	500	35,00	1,5 - 9,5	4300	4800		G1654007828 G1654007834
							41,00	6,5 - 15,9				

The joints are completely water tight which avoids leakage of liquids or vapours due to the locking of the mandrel inside the rivet body.

SEALED RIVETS

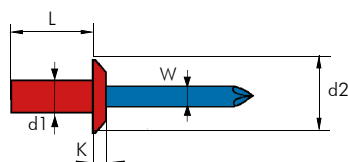
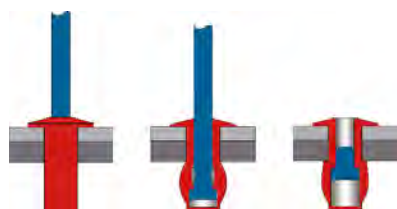


- They guarantee a solid fixation, they do not loosen due to dynamic stresses.
- The mandrel is completely locked within the head, avoiding electrical problems or pounding.
- It does not deform surfaces after the riveting process is finished (painted, glazed, etc.).
- Good performance with temperature variations.









SEALED RIVET Dome head

ALUMINIUM/STEEL
Al Mg 5 Lubricated



UNE - EN ISO 15973

d1 Ø mm	L Nominal mm	 mm	d2 Ø mm	K mm	W Ø mm	PACKAGING		 E MIN. mm MAX.	 (N)	 (N)	REFERENCE
						 Inner	 Outer				
3,2	6,5	3,30	6,40	1,00	1,65	500	4.000	0,5 - 2,0	1100	1450	01110003206
	7,5					500	4.000	0,5 - 3,2			01110003207
	8,0					500	4.000	2,0 - 3,5			01110003208
	9,5					500	4.000	3,5 - 5,0			01110003209
	11,0					500	4.000	5,0 - 6,5			01110003211
	12,5					500	4.000	6,5 - 8,0			01110003212
4,0	8,5	4,10	7,90	1,40	2,20	500	4.000	0,5 - 3,5	1600	2200	01110004008
	9,5					500	4.000	3,5 - 5,0			01110004010
	11,0					500	4.000	5,0 - 6,5			01110004011
	12,5					500	3.000	6,5 - 8,0			01110004013
	14,5					500	3.000	8,0 - 10,0			01110004015
4,8	8,5	4,90	9,30	1,70	2,65	500	3.000	0,5 - 3,5	2200	3100	01110004808
	9,5					500	3.000	3,5 - 5,0			01110004810
	11,0					500	3.000	5,0 - 6,5			01110004811
	13,0					250	2.000	6,5 - 8,0			01110004813
	14,5					250	2.000	8,0 - 9,5			01110004814
	16,0					250	2.000	9,5 - 11,0			01110004816
	18,0					250	1.500	11,0 - 13,0			01110004818
	21,0					250	1.500	13,0 - 16,0			01110004821
25,0					200	1.200	16,0 - 20,0			01110004825	
6,4	12,5	6,50	12,50	2,40	3,60	250	1.500	1,5 - 6,5	3600	4900	01110006412
	15,5					200	1.200	6,5 - 9,5			01110006415

Tests according to EN ISO 14589



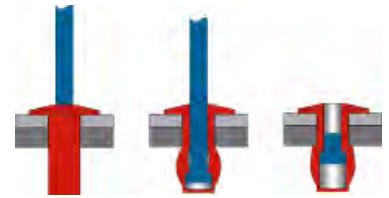
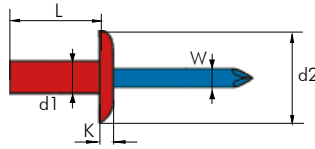
ALUMINIUM/STEEL







Al Mg 5

Lubricated

SEALED RIVET Large head

ALUMINIUM



d1 Ø mm	L Nominal mm	 mm	d2 Ø mm	K mm	W Ø mm	PACKAGING		 E MIN. mm MAX.	 (N)	 (N)	REFERENCE
						 Inner	 Outer				
4,8	11,0	4,90	14,00	1,80	2,65	250	1.500	3,0 - 6,5	2200	3100	0112004811
	13,0					250	1.500	6,5 - 8,0			0112004813
	18,0					200	1.200	11,0 - 13,0			0112004818

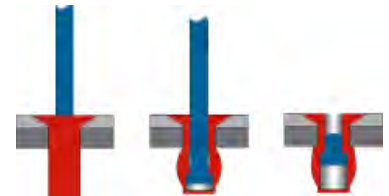
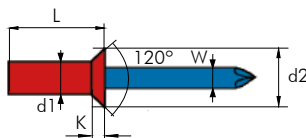
Tests according to EN ISO 14589

ALUMINIUM/STEEL







Al Mg 5

Lubricated

SEALED RIVET Countersunk head 120°



UNE - EN ISO 15974

d1 Ø mm	L Nominal mm	 mm	d2 Ø mm	K mm	W Ø mm	PACKAGING		 E MIN. mm MAX.	 (N)	 (N)	REFERENCE
						 Inner	 Outer				
3,2	8,5	4,90	9,50	1,80	2,65	500	4.000	2,5 - 4,5	2200	3100	01112003209
4,0	9,5					250	2.000	3,5 - 5,0			1600
		14,5	500	3.000	8,0 - 10,0			01112004014			
4,8	10,0	4,90	9,50	1,80	2,65	500	3.000	4,5 - 6,0	2200	3100	01112004810
	12,5					500	3.000	6,0 - 8,0			01112004813
	14,5					250	2.000	8,0 - 10,0			01112004814
	16,0					250	2.000	10,0 - 12,0			01112004816
	22,0					250	1.500	13,0 - 18,0			01112004822

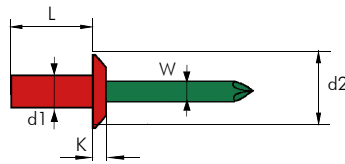
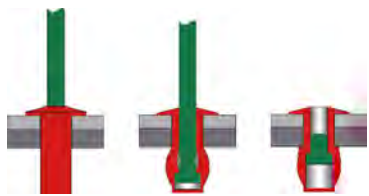
Tests according to EN ISO 14589







SEALED RIVET Dome head

ALUMINIUM/STAINLESS STEEL A2

Al Mg 5

AISI 304

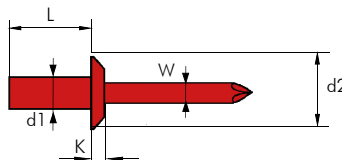








d1 Ø mm	L Nominal mm	 mm	d2 Ø mm	K mm	W Ø mm	PACKAGING		 E MIN. mm MAX.	 (N)	 (N)	REFERENCE
						 Inner	 Outer				
3,2	6,5	3,30	6,40	1,00	1,65	500	4.000	0,5 - 2,0	1100	1450	01119003207
	8,0					500	4.000	2,0 - 3,5			01119003208
	9,5					500	4.000	3,5 - 5,0			01119003209
	12,5					500	4.000	6,5 - 8,0			01119003212
4,0	8,0	4,10	7,90	1,40	2,20	500	4.000	0,5 - 3,5	1600	2200	01119004008
	9,5					500	4.000	3,5 - 5,0			01119004010
	11,0					500	4.000	5,0 - 6,5			01119004011
	12,5					500	3.000	6,5 - 8,0			01119004013
4,8	8,5	4,90	9,30	1,70	2,65	500	3.000	0,5 - 3,5	2200	3100	01119004808
	9,5					500	3.000	3,5 - 5,0			01119004810
	11,0					500	3.000	5,0 - 6,5			01119004811
	13,0					250	2.000	6,5 - 8,0			01119004813
	14,5					250	2.000	8,0 - 9,5			01119004814
	16,0					250	2.000	9,5 - 11,0			01119004816
	18,0					250	1.500	11,0 - 13,0			01119004818
	21,0					250	1.500	13,0 - 16,0			01119004821
25,0	200	1.200	16,0 - 20,0	01119004825							

Tests according to EN ISO 14589

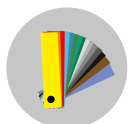
SEALED RIVET Dome head

ALUMINIUM/ALUMINIUM




d1 Ø mm	L Nominal mm	 mm	d2 Ø mm	K mm	W Ø mm	PACKAGING		 E MIN. mm MAX.	 (N)	 (N)	REFERENCE
						 Inner	 Outer				
3,2	8,0	3,30	6,40	1,00	1,80	500	4.000	0,5 - 3,5	460	540	01190003208
	9,5					500	4.000	3,5 - 5,0			01190003209
	11,0					500	4.000	5,0 - 6,5			01190003211
4,0	9,5	4,10	7,90	1,40	2,20	500	4.000	3,5 - 5,0	720	760	01190004009
	12,5					500	3.000	5,0 - 8,0			01190004012
4,8	8,0	4,90	9,30	1,70	2,65	500	3.000	1,0 - 3,5	1000	1400	01190004808
	9,5					500	3.000	3,5 - 5,0			01190004809
	11,5					500	3.000	5,0 - 6,5			01190004811
	12,5					250	2.000	6,5 - 8,0			01190004812
	14,5					250	2.000	8,0 - 9,5			01190004814
	18,0					250	1.500	9,5 - 13,0			01190004818

Tests according to EN ISO 14589



STEEL RIVETS

For maximum corrosion resistance and durability of our steel rivet, we can apply different protective coatings, whether zincating or organic coating.



Air conditioning, lifting, furniture, gutters, containers, electrical appliances and home and industrial appliances.



Construction of ventilated facades, profiles, lifelines, metal structures, roofs and facilities.

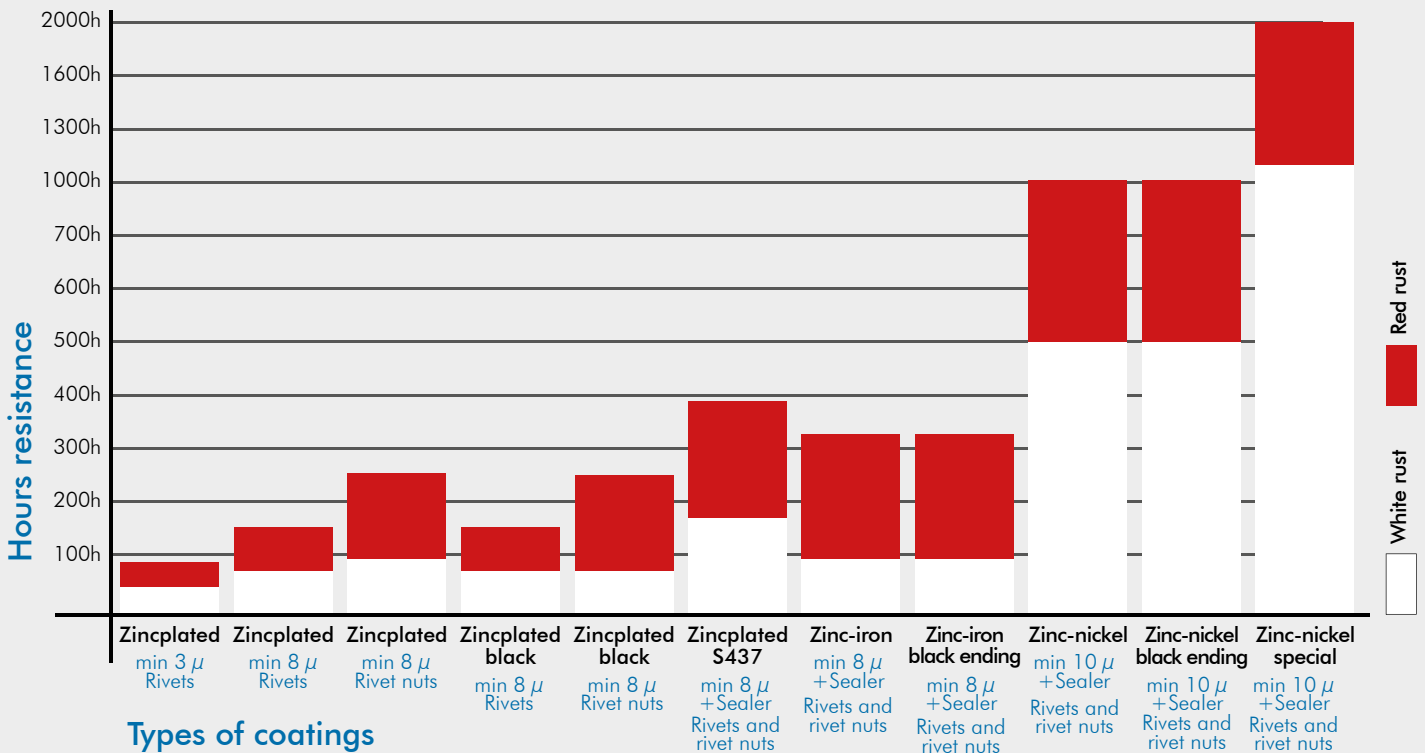


Automotive, bodywork, truck aluminium sidewalls, tarpaulins and industrial vehicles sectors.

COATINGS IN STEEL RIVETS

BRALO apply differets coatings, but for a maximum corrosion resistance and durability of the steel rivet or rivet nut, it is possible to apply a special sealer, (transparent or black).

CORROSION RESISTANCE OF BASE METAL

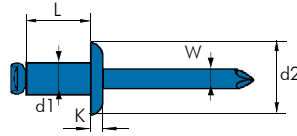



All the zincplated materials according to EN ISO 4042







STANDARD RIVET

Dome head

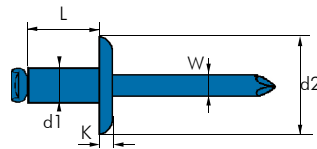
STEEL/STEEL
Zincplated 8 μ Zincplated 3 μ









UNE - EN ISO 15979

d1 Ø mm	L Nominal mm	 mm	d2 Ø mm	K mm	W Ø mm	PACKAGING		 E MIN. mm MAX.	 (N)	 (N)	REFERENCE
						 Inner	 Outer				
3,0	6	3,10	6,00	1,00	2,00	500	4.000	0,5 - 3,0	950	1100	01210003006
	8					500	4.000	3,5 - 5,0			01210003008
	10					500	4.000	5,0 - 6,5			01210003010
	12					500	4.000	6,5 - 8,0			01210003012
3,2	6	3,30	6,40	1,00	2,00	500	4.000	0,5 - 3,0	1100	1200	01210003206
	8					500	4.000	3,0 - 5,0			01210003208
	10					500	4.000	5,0 - 6,5			01210003210
	12					500	4.000	6,5 - 8,0			01210003212
	14					500	4.000	8,0 - 10,0			01210003214
	16					500	3.000	10,0 - 12,0			01210003216
	18					500	3.000	12,0 - 14,0			01210003218
4,0	6	4,10	8,00	1,30	2,40	500	4.000	1,0 - 3,0	1700	2200	01210004006
	8					500	4.000	3,0 - 5,0			01210004008
	10					500	4.000	5,0 - 6,5			01210004010
	12					500	3.000	6,5 - 9,0			01210004012
	14					500	3.000	9,0 - 10,0			01210004014
	16					500	3.000	10,0 - 12,0			01210004016
	18					500	3.000	12,0 - 14,0			01210004018
	20					500	3.000	14,0 - 16,0			01210004020
	25					250	1.500	19,0 - 21,0			01210004025
4,8	6	4,90	9,50	1,40	2,93	500	3.000	1,0 - 3,0	2900	3100	01210004806
	8					500	3.000	2,5 - 4,0			01210004808
	9					500	3.000	3,0 - 5,0			01210004809
	10					500	3.000	4,0 - 6,0			01210004810
	12					250	2.000	6,0 - 8,0			01210004812
	14					250	2.000	8,0 - 9,5			01210004814
	16					250	2.000	9,5 - 11,0			01210004816
	18					250	1.500	10,0 - 13,0			01210004818
	21					250	1.500	11,0 - 15,0			01210004821
	24					200	1.200	15,0 - 19,5			01210004824
	30					200	1.200	19,5 - 25,0			01210004830
	35					150	900	25,0 - 30,0			01210004835
	5,0					8	5,10	9,50			1,60
10		500	3.000	4,0 - 6,0	01210005010						
12		250	2.000	6,0 - 8,0	01210005012						
14		250	2.000	8,0 - 9,5	01210005014						
16		250	2.000	9,5 - 11,0	01210005016						
18		250	1.500	10,0 - 13,0	01210005018						
20		250	1.500	11,0 - 15,0	01210005020						
25		200	1.200	15,0 - 19,5	01210005025						
30		200	1.200	19,5 - 25,0	01210005030						
35		150	900	25,0 - 30,0	01210005035						
40		150	900	30,0 - 34,0	01210005040						
45		100	600	34,0 - 39,0	01210005045						
50		100	600	39,0 - 44,0	01210005050						
55		100	600	44,0 - 49,0	01210005055						
60	100	600	49,0 - 54,0	01210005060							
6,0	8	6,10	12,00	1,80	3,60	250	1.500	1,5 - 3,0	4300	4800	01210006008
	10					250	1.500	3,0 - 4,0			01210006010
	12					250	1.500	4,0 - 6,0			01210006012
	14					250	1.500	6,0 - 8,0			01210006014
	16					200	1.200	8,0 - 10,0			01210006016
	18					200	1.200	10,0 - 12,0			01210006018
	20					200	1.200	12,0 - 14,0			01210006020
	25					150	900	14,0 - 19,0			01210006025
	30					150	900	19,0 - 24,0			01210006030
	35					100	600	24,0 - 29,0			01210006035
6,4	8	6,50	13,00	2,20	3,85	250	1.500	1,5 - 3,0	4900	5700	01210006408
	10					250	1.500	3,0 - 4,0			01210006410
	12					250	1.500	4,0 - 6,0			01210006412
	15					250	1.200	6,0 - 9,0			01210006415
	18					200	1.200	9,0 - 11,0			01210006418
	20					150	900	9,0 - 13,0			01210006420
	22					150	900	13,0 - 16,0			01210006422
	25					150	900	13,0 - 19,0			01210006425
	30					100	600	19,0 - 24,0			01210006430
	35					500	500	24,0 - 29,0			G1210006435

Tests according to EN ISO 14589

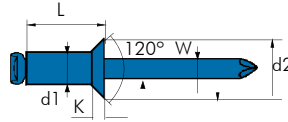


d1 Ø mm	L Nominal mm	 mm	d2 Ø mm	K mm	W Ø mm	PACKAGING		 E MIN. mm MAX.	 (N)	 (N)	REFERENCE
						 Inner	 Outer				
4,0	6	4,10	10,00	1,50	2,40	500	3.000	1,0 - 3,0	1700	2200	01230004006
	8					500	3.000	3,0 - 5,0			01230004008
	10					500	3.000	5,0 - 6,5			01230004010
	12					500	3.000	6,5 - 9,0			01230004012
	14					500	3.000	9,0 - 10,5			01230004014
4,0	8	4,10	12,00	1,80	2,40	500	3.000	3,0 - 5,0	1700	2200	01240004008
	10					500	3.000	5,0 - 6,5			01240004010
	12					500	3.000	6,5 - 9,0			01240004012
	14					200	1.200	9,0 - 10,0			01240004014
4,8	8	4,90	14,00	2,10	2,93	250	1.500	2,5 - 4,0	2900	3100	01230004808
	10					250	1.500	4,0 - 6,0			01230004810
	12					250	1.500	6,0 - 8,0			01230004812
	14					250	1.500	8,0 - 9,5			01230004814
	16					250	1.500	9,5 - 11,0			01230004816
	18					200	1.200	10,0 - 13,0			01230004818
	21					200	1.200	11,0 - 15,0			01230004821
	24					150	900	15,0 - 19,5			01230004824
	30					150	900	19,5 - 25,0			01230004830
35					100	600	25,0 - 30,0			01230004835	
4,8	8	4,90	16,00	2,10	2,93	500	3.000	2,5 - 4,0	2900	3100	01240004808
	10					250	1.500	4,0 - 6,0			01240004810
	12					250	1.500	6,0 - 8,0			01240004812
	14					200	1.200	8,0 - 9,5			01240004814
	16					200	1.200	9,5 - 11,0			01240004816
	18					200	1.200	10,0 - 13,0			01240004818
	21					150	900	11,0 - 15,0			01240004821
	24					150	900	15,0 - 19,5			01240004824
6,4	10	6,50	19,00	3,00	3,85		1.000	3,0 - 4,0	4900	5700	G1240006410
	12						1.000	4,0 - 6,0			G1240006412
	15						1.000	6,0 - 9,0			G1240006415
	18						500	9,0 - 12,0			G1240006418
	30						500	19,0 - 24,0			G1240006430
	42						500	32,0 - 37,0			G1240006442







STANDARD RIVET

Countersunk head 120°

STEEL/STEEL
Zincplated 8 μ Zincplated 3 μ



UNE - EN ISO 15980

d1 Ø mm	L Nominal mm	 mm	d2 Ø mm	K mm	W Ø mm	PACKAGING		 E MIN. mm MAX.	 (N)	 (N)	REFERENCE
						 Inner	 Outer				
3,2	6	3,30	6,30	1,00	2,00	500	4.000	1,5 - 3,5	1100	1200	01220003206
	8					500	4.000	3,5 - 5,5			01220003208
	10					500	4.000	5,5 - 7,0			01220003210
	12					500	4.000	7,0 - 9,0			01220003212
4,0	6	4,10	7,60	1,30	2,40	500	4.000	2,0 - 3,0	1700	2200	01220004006
	8					500	4.000	3,0 - 5,0			01220004008
	10					500	4.000	5,0 - 6,5			01220004010
	12					500	3.000	6,5 - 8,0			01220004012
	14					500	3.000	8,0 - 10,0			01220004014
	16					500	3.000	10,0 - 12,0			01220004016
	18					500	3.000	12,0 - 14,0			01220004018
	20					500	3.000	14,0 - 16,0			01220004020
4,8	8	4,90	9,50	1,40	2,93	500	3.000	2,5 - 4,0	2900	3100	01220004808
	10					500	3.000	4,0 - 6,0			01220004810
	12					250	2.000	6,0 - 8,0			01220004812
	14					250	2.000	8,0 - 10,0			01220004814
	16					250	2.000	9,0 - 11,0			01220004816
	18					250	1.500	11,0 - 13,0			01220004818
	20					250	1.500	13,0 - 15,0			01220004820
5,0	10	5,10	9,50	1,60	2,93	500	3.000	4,0 - 6,0	2900	3100	01220005010
	12					250	2.000	6,0 - 8,0			01220005012
	20					250	1.500	13,0 - 15,0			01220005020
	25					200	1.200	15,0 - 19,5			01220005025
6,4	10	6,50	12,50	2,00	3,85	250	1.500	3,0 - 4,0	4900	5700	01220006410
	13					250	1.500	5,0 - 7,0			01220006413
	16					200	1.200	6,0 - 9,0			01220006416
	20					150	900	9,0 - 13,0			01220006420

Tests according to EN ISO 14589

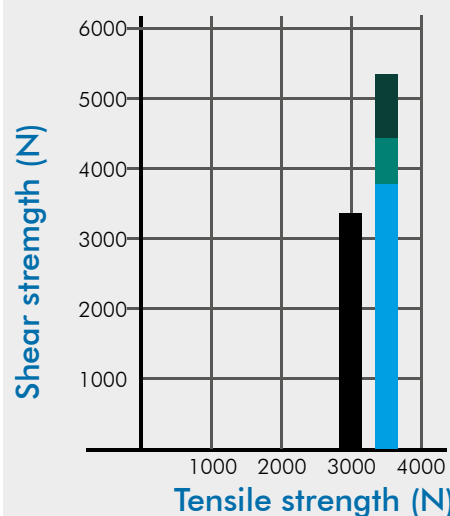
STEEL RIVETS MULTI-THICKNESS



In BRALO we have a great variety of multi-thickness rivets. We can highlight the Multigrip, Hardvex and Hardgrip, which get a homogeneous riveting.



MULTI-THICKNESS STEEL RIVETS



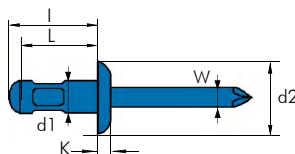
- Hardgrip 4,8 x 9,5
- Hardgrip 4,8 x 11,5
- Hardgrip 4,8 x 14,5
- Hardvex and Multigrip 4,8







- Get a homogeneous riveting, achieving a solid union and high quality.
- Resistant to all type of vibrations.
- Provide an airtight seal against climate conditions.

STEEL/STEEL

Zincplated 8 μ Zincplated 3 μ

MULTIGRIP RIVET Dome head



d1 Ø mm	L Nominal mm	 mm	d2 Ø mm	K mm	W Ø mm	PACKAGING		I Máx. mm	 E MIN. mm MAX.	 (N)	 (N)	REFERENCE
						 Inner	 Outer					
3,2	9	3,30	7,50	1,00	2,00	500	4.000	11,3	2,0 - 5,0	1100	1250	01280003209
	13					500	4.000	15,3	4,0 - 6,0			01280003213
4,0	11	4,10	8,00	1,40	2,75	500	3.000	14,5	2,0 - 5,0	1900	2500	01280004011
4,8	10	4,90	9,80	1,50	3,00	250	2.000	13,0	1,0 - 4,5	3000	3300	01280004810
	13					250	2.000	16,0	4,0 - 6,5			01280004813

Tests according to EN ISO 14589

Our Hardvex rivet is a fastener element made in steel that allows working with a wide variety of grip ranges.

HARDVEX RIVETS

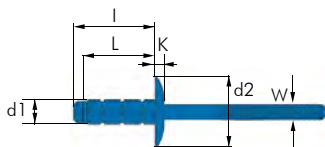
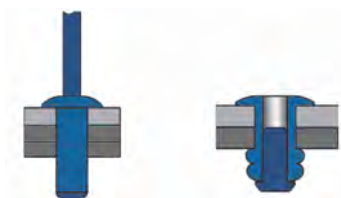
STEEL









HARDVEX RIVET Dome head

STEEL/STEEL

Zincplated 8 μ Zincplated 3 μ



d1 Ø mm	L Nominal mm	 mm	d2 Ø mm	K mm	W Ø mm	PACKAGING		I Máx. mm	 MIN. mm MAX.	 (N)	 (N)	REFERENCE
						 Inner	 Outer					
4,0	11,5	4,10	8,00	1,40	2,65	500	3.000	14,5	1,0 - 6,5	1900	2500	G1874004011
	11,0	4,90	9,80	1,50	3,00	2.000	2.000	14,0	1,5 - 6,5	3000	3300	G1874004811
4,8	14,0							17,5	1,5 - 9,0			G1874004814
	17,0					1.500	1.500	20,5	6,5 - 12,5			G1874004817
6,4	14,0	6,60	13,00	2,50	3,95	1.000	1.000	16,8	1,5 - 7,6	3100	3600	G1874006414

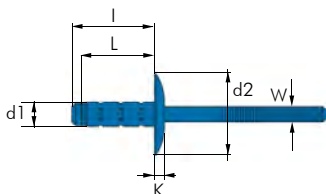
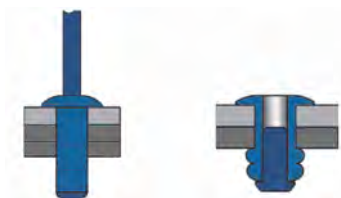
Tests according to EN ISO 14589







A2
INOX

HARDVEX RIVET Large head

STEEL/STEEL

Zincplated 8 μ Zincplated 3 μ



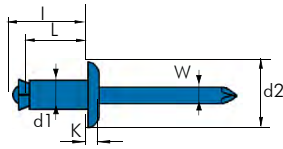
d1 Ø mm	L Nominal mm	 mm	d2 Ø mm	K mm	W Ø mm	PACKAGING		I Máx. mm	 MIN. mm MAX.	 (N)	 (N)	REFERENCE
						 Inner	 Outer					
4,8	11,0	4,90	16,00	2,00	3,00	1.000	1.000	14,0	1,5 - 6,5	3000	3300	G1877004811
	14,5					1.000	1.000	17,5	1,5 - 9,5			G1877004814
	17,5							20,5	6,5 - 12,5			G1877004817







Tests according to EN ISO 14589

STEEL/STEEL

Zincplated 8 μ Zincplated 3 μ

PEELED RIVET Dome head



d1 Ø mm	L Nominal mm	 mm	d2 Ø mm	K mm	W Ø mm	PACKAGING		I Máx. mm	 E MIN. mm MAX.	 (N)	 (N)	REFERENCE
						 Inner	 Outer					
4,0	9	4,30-4,40	8,00	1,20	2,40	3.000	14	5	3800	2600	G1850004009	
	12					2.500	17	8			G1850004012	


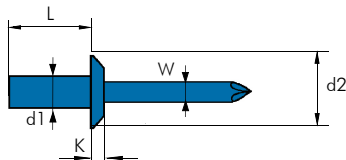
Tests according to EN ISO 14589

STEEL







STEEL/STEEL

Zincplated 8 μ Zincplated 8 μ

SEALED RIVET Dome head



UNE - EN ISO 15976

d1 Ø mm	L Nominal mm	 mm	d2 Ø mm	K mm	W Ø mm	PACKAGING		 E MIN. mm MAX.	 (N)	 (N)	REFERENCE
						 Inner	 Outer				
3,2	6,0	3,30	6,50	1,00	1,90	500	4.000	0,5 - 1,5	1150	1300	01290003206
	8,0					500	4.000	1,5 - 3,0			01290003208
	9,5					500	4.000	3,0 - 5,0			01290003209
	12,0					500	4.000	5,0 - 6,5			01290003212
4,0	8,0	4,10	8,20	1,40	2,30	500	4.000	1,5 - 3,0	1700	1550	01290004008
	10,0					500	4.000	3,0 - 5,0			01290004010
	12,0					500	3.000	5,0 - 6,5			01290004012
	15,0					500	3.000	6,5 - 10,5			01290004015
4,8	9,5	4,90	9,80	1,70	2,90	500	3.000	1,0 - 4,0	2400	2800	01290004809
	12,0					500	3.000	4,0 - 6,0			01290004812
	16,0					250	2.000	6,0 - 11,5			01290004816
	18,0					250	2.000	8,0 - 13,5			01290004818

Tests according to EN ISO 14589

STAINLESS STEEL RIVETS

Stainless steel has a high corrosion resistance and it is used for applications that are in hard environmental conditions.

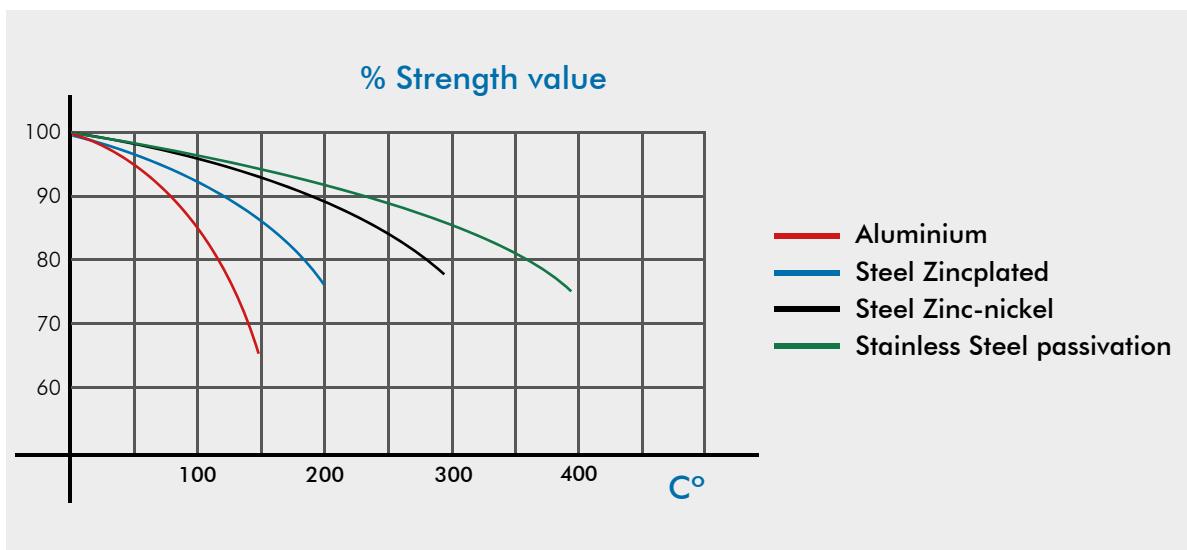


APPLICATIONS

COATINGS AND PASSIVATION	APPEARANCE	USE IN CORROSION CONDITIONS
Stainless Steel passivation	No change	Very severe

TEMPERATURE

BRALO uses different stainless steel, A2 stainless steel (AISI 304) and A4 stainless steel (AISI 316). We recommend selecting the rivet material according to the material of the joined parts in order to get greater resistance.

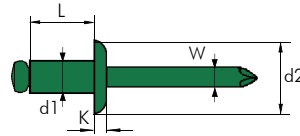


STAINLESS STEEL A2/STAINLESS STEEL A2







ANSI 304

ANSI 304

STANDARD RIVET Dome head



UNE - EN ISO 15983

d1 Ø mm	L Nominal mm	 mm	d2 Ø mm	K mm	W Ø mm	PACKAGING		 E MIN. mm MAX.	 (N)	 (N)	REFERENCE
						 Inner	 Outer				
2,4	6	2,50	5,00	0,60	1,50	1000	8.000	2,0 - 3,5	1000	1250	01260002406
	8					1000	8.000	3,5 - 5,5			01260002408
	10					1000	8.000	5,5 - 7,5			01260002410
	12					500	4.000	7,5 - 9,5			01260002412
3,0	5	3,10	6,00	1,00	2,00	500	4.000	0,5 - 2,5	1800	2200	01260003005
	6					500	4.000	0,5 - 3,0			01260003006
	8					500	4.000	3,0 - 5,0			01260003008
	10					500	4.000	5,0 - 6,5			01260003010
	12					500	4.000	6,5 - 8,5			01260003012
	14					500	4.000	8,5 - 10,5			01260003014
3,2	6	3,30	6,40	1,00	2,10	500	4.000	0,5 - 3,0	1900	2500	01260003206
	8					500	4.000	3,0 - 5,0			01260003208
	10					500	4.000	5,0 - 6,5			01260003210
	12					500	4.000	6,5 - 8,5			01260003212
	15					500	4.000	8,5 - 12,0			01260003215
	18					500	3.000	12,0 - 15,0			01260003218
4,0	5	4,10	8,00	1,30	2,40	500	4.000	1,0 - 1,5	2700	3500	01260004005
	6					500	4.000	1,0 - 2,5			01260004006
	8					500	4.000	2,5 - 4,5			01260004008
	10					500	4.000	4,5 - 6,5			01260004010
	12					500	3.000	6,5 - 8,5			01260004012
	14					500	3.000	8,5 - 10,0			01260004014
	16					500	3.000	10,0 - 12,0			01260004016
	18					500	3.000	12,0 - 14,0			01260004018
	20					500	3.000	14,0 - 16,0			01260004020
	25					250	1.500	16,0 - 21,0			01260004025
4,8	6	4,90	9,00	1,60	3,10	500	3.000	1,5 - 2,0	4000	5000	01260004806
	8					500	3.000	2,0 - 4,0			01260004808
	10					500	3.000	4,0 - 6,0			01260004810
	12					250	2.000	6,0 - 8,0			01260004812
	14					250	2.000	8,0 - 9,5			01260004814
	16					250	2.000	9,5 - 11,0			01260004816
	18					250	1.500	11,0 - 13,0			01260004818
	20					250	1.500	13,0 - 16,0			01260004820
	25					200	1.200	16,0 - 19,0			01260004825
	30					200	1.200	19,0 - 24,0			01260004830
	35					150	900	24,0 - 29,0			01260004835
	40					150	900	29,0 - 34,0			01260004840
5,0	8	5,10	9,00	1,60	3,10	500	3.000	2,0 - 4,0	4700	5800	01260005008
	10					500	3.000	4,0 - 6,0			01260005010
	12					250	2.000	6,0 - 8,0			01260005012
	14					250	2.000	8,0 - 9,5			01260005014
	16					250	2.000	9,5 - 11,0			01260005016
	20					250	1.500	13,0 - 16,0			01260005020
	25					200	1.200	16,0 - 19,0			01260005025
	30					200	1.200	20,0 - 25,0			01260005030
	35					150	900	25,0 - 30,0			01260005035
40	150	900	30,0 - 35,0	01260005040							
6,0	10	6,10	11,50	1,90	3,60	250	1.500	3,0 - 4,0	6000	8000	01260006010
	12					250	1.500	4,0 - 6,0			01260006012
	14					250	1.500	6,0 - 8,0			01260006014
	16					200	1.200	8,0 - 10,0			01260006016
	18					200	1.200	10,0 - 12,0			01260006018
	20					200	1.200	12,0 - 14,0			01260006020
6,4	12	6,50	12,50	2,20	3,85	250	1.500	2,0 - 6,0	7000	9000	01260006412
	15					250	1.500	6,0 - 9,0			01260006415
	18					200	1.200	9,0 - 12,0			01260006418
	20					150	900	12,0 - 14,0			01260006420
	25					150	900	14,0 - 18,0			01260006425
	30					100	600	18,0 - 22,0			01260006430

Tests according to EN ISO 14589

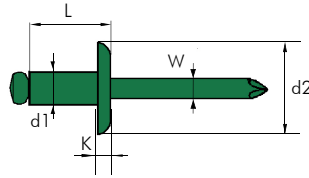








STANDARD RIVET
Large head

STAINLESS STEEL A2/STAINLESS STEEL A2

AISI 304

AISI 304



d1 Ø mm	L Nominal mm	 mm	d2 Ø mm	K mm	W Ø mm	PACKAGING		 E MIN. mm MAX.	 (N)	 (N)	REFERENCE
						 Inner	 Outer				
3,2	10	3,30	9,50	1,40	2,10	500	4.000	5,0 - 6,5	1900	2500	01310003210
	10	4,10	12,00	1,80	2,40	500	3.000	5,0 - 7,0	2700	3500	01310004010
	13					250	2.000	7,0 - 10,0			01310004013
4,0	16					250	2.000	10,0 - 13,0			01310004016
	18					250	2.000	12,0 - 15,0			01310004018
	25					250	2.000	16,0 - 21,0			01310004025
4,8	8	4,90	14,00	2,20	3,10	250	1.500	2,0 - 4,0	4000	5000	01311004808
	10					250	1.500	4,0 - 6,0			01311004810
	14					250	1.500	8,0 - 10,0			01311004814
4,8	8	4,90	16,00	2,20	3,10	250	1.500	2,0 - 4,0	4000	5000	01310004808
	10					250	1.500	4,0 - 6,0			01310004810
	12					250	1.500	6,0 - 8,0			01310004812
	14					250	1.500	8,0 - 10,0			01310004814
	16					200	1.200	9,5 - 11,0			01310004816
	18					150	900	11,0 - 13,0			01310004818
	20					150	900	13,0 - 16,0			01310004820
	22					100	600	16,0 - 18,0			01310004822
	25					100	600	16,0 - 19,0			01310004825
	30					100	600	19,0 - 24,0			01310004830
	35					100	600	24,0 - 29,0			01310004835

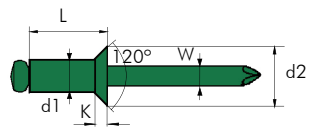
Tests according to EN ISO 14589

STANDARD RIVET
Countersunk head 120°







STAINLESS STEEL A2/STAINLESS STEEL A2

AISI 304

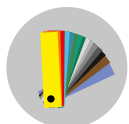
AISI 304



UNE - EN ISO 15984

d1 Ø mm	L Nominal mm	 mm	d2 Ø mm	K mm	W Ø mm	PACKAGING		 E MIN. mm MAX.	 (N)	 (N)	REFERENCE
						 Inner	 Outer				
3,2	6	3,30	6,30	1,00	2,10	500	4.000	1,5 - 3,0	1900	2500	01270003206
	8					500	4.000	3,0 - 5,0			01270003208
	10					500	4.000	5,0 - 6,5			01270003210
	12					500	4.000	6,5 - 8,5			01270003212
4,0	8	4,10	7,50	1,10	2,40	500	4.000	2,5 - 4,5	3500	4200	01270004008
	10					500	4.000	4,5 - 6,5			01270004010
	12					500	3.000	6,5 - 8,5			01270004012
	14					500	3.000	8,5 - 10,0			01270004014
4,8	8	4,90	9,50	1,40	3,10	500	3.000	2,5 - 4,0	4000	5000	01270004808
	10					500	3.000	4,0 - 6,0			01270004810
	12					250	2.000	6,0 - 8,0			01270004812
	14					250	2.000	8,0 - 10,0			01270004814
	18					250	1.500	12,0 - 14,0			01270004818

Tests according to EN ISO 14589

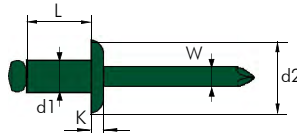








STAINLESS STEEL A4/STAINLESS STEEL A4

AISI 316

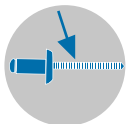
AISI 316

STANDARD RIVET Dome head



d1 Ø mm	L Nominal mm	 mm	d2 Ø mm	K mm	W Ø mm	PACKAGING		 E MIN. mm MAX.	 (N)	 (N)	REFERENCE
						 Inner	 Outer				
3,0	6	3,10	6,00	1,00	2,00	500	4.000	0,5 - 3,0	1800	2520	01340003006
	6	3,30	6,40	1,00	2,10	500	4.000	0,5 - 3,0	1900	2500	01340003206
3,2	8					500	4.000	3,0 - 5,0			01340003208
	10					500	4.000	5,0 - 6,5			01340003210
	12					500	4.000	6,5 - 8,5			01340003212
	15					500	4.000	8,5 - 12,0			01340003215
4,0	6	4,10	8,00	1,30	2,40	500	4.000	1,0 - 2,5	2700	3500	01340004006
	8					500	4.000	2,5 - 4,5			01340004008
	10					500	4.000	4,5 - 6,5			01340004010
	12					500	3.000	6,5 - 8,5			01340004012
	14					500	3.000	8,5 - 10,0			01340004014
	16					500	3.000	10,0 - 12,0			01340004016
	20					500	3.000	14,5 - 16,0			01340004020
4,8	8	4,90	9,00	1,60	3,10	500	3.000	2,0 - 4,0	4000	5000	01340004808
	10					500	3.000	4,0 - 6,0			01340004810
	12					250	2.000	6,0 - 8,0			01340004812
	14					250	2.000	8,0 - 9,5			01340004814
	16					250	2.000	9,5 - 11,0			01340004816
	18					250	1.500	11,0 - 13,0			01340004818
	20					250	1.500	13,0 - 16,0			01340004820
5,0	25					200	1.200	16,0 - 19,0			01340004825
	8	5,10	9,00	1,60	3,10	500	3.000	2,0 - 4,0	4700	5800	01340005008
	10					500	3.000	4,0 - 6,0			01340005010
	12					250	2.000	6,0 - 8,0			01340005012
	14					250	2.000	8,0 - 9,5			01340005014
	16					250	2.000	9,5 - 11,0			01340005016
	18					250	1.500	11,0 - 13,0			01340005018
	20					250	1.500	13,0 - 16,0			01340005020
35					150	900	25,0 - 29,0			01340005035	
40					150	900	29,0 - 34,0			01340005040	

Tests according to EN ISO 14589

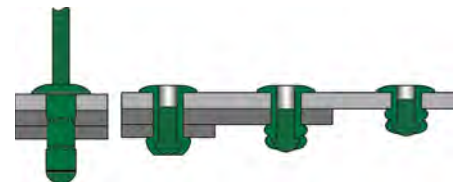
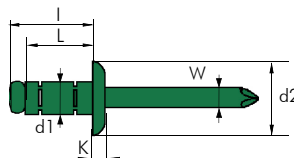


STAINLESS STEEL A2/STAINLESS STEEL A2







AISI 304

AISI 304

VERSAGRIP RIVET Dome head



UNE - EN ISO 16585

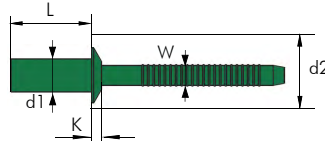

d1 Ø mm	L Nominal mm	 mm	d2 Ø mm	K mm	W Ø mm	PACKAGING		 E MIN. mm MAX.	 (N)	 (N)	REFERENCE
						 Inner	 Outer				
4,0	11,0	4,20-4,40	8,00	1,10	2,70	500	3.000	2,0 - 7,0	2650	3600	0126A004011
	11,5	5,00-5,20	9,20	1,40	3,10	250	2.000	2,0 - 5,0	5000	5500	0126A004811
4,8	14,5					250	2.000	5,0 - 8,0			0126A004814
	16,5					250	2.000	5,0 - 10,0			0126A004816
	25,5					200	1.200	12,0 - 20,0			0126A004825

SEALED RIVET
Dome head







STAINLESS STEEL A2/STAINLESS STEEL A2

AISI 304

AISI 420



UNE - EN ISO 16585

d1 Ø mm	L Nominal mm	 mm	d2 Ø mm	K mm	W Ø mm	PACKAGING		 E MIN. mm MAX.	 (N)	 (N)	REFERENCE
						 Inner	 Outer				
3,2	6,0	3,30	6,50	1,00	1,90	500	4.000	0,5 - 1,5	2000	2200	01300003206
	8,0					500	4.000	1,5 - 3,0			01300003208
	9,5					500	4.000	1,5 - 4,5			01300003209
	12,0					500	4.000	5,0 - 6,5			01300003212
4,0	8,0	4,10	8,00	1,40	2,30	500	4.000	1,5 - 3,0	3000	3500	01300004008
	9,5					500	4.000	3,0 - 5,0			01300004009
	12,0					500	3.000	5,0 - 6,5			01300004012
	14,0					500	3.000	6,5 - 8,0			01300004014
4,8	16,0	4,90	9,80	1,70	2,90	500	3.000	8,0 - 11,0	4000	4400	01300004016
	9,5					500	3.000	1,0 - 4,0			01300004809
	12,0					500	3.000	4,0 - 6,0			01300004812
	13,0					250	2.000	5,0 - 7,0			01300004813
	15,0					250	2.000	5,0 - 9,0			01300004815
	16,0					250	2.000	6,0 - 10,0			01300004816
	17,0					250	2.000	10,0 - 12,0			01300004817
	18,0					250	1.500	11,0 - 13,0			01300004818
25,0	200	1.200	17,0 - 20,0	01300004825							
6,4	12,0	6,50	13,20	2,40	3,90	250	1.500	1,5 - 6,0	6000	8000	01300006412
	16,0					250	1.500	6,5 - 8,0			01300006416

Tests according to EN ISO 14589



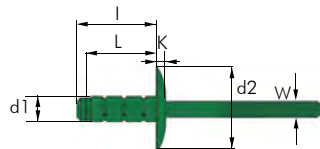
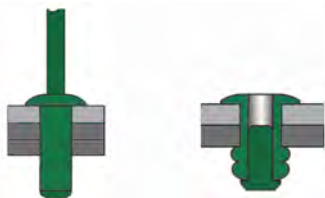
INOX







HARDVEX RIVET
Dome head

STAINLESS STEEL A2/STAINLESS STEEL A2

AISI 304

AISI 304



d1 Ø mm	L Nominal mm	 mm	d2 Ø mm	K mm	W Ø mm	PACKAGING		I Máx. mm	 E MIN. mm MAX.	 (N)	 (N)	REFERENCE
						 Inner	 Outer					
4,0	7,5	4,20	8,00	1,40	2,60	4.000	4.000	10,70	0,75 - 3,0	2800	3500	G1876004008
	10,5					4.000	13,50	1,0 - 6,0	G1876004011			
4,8	14,5	4,90	9,20	1,50	3,20	2.000	2.000	17,50	1,5 - 9,0	4500	5000	G1876004814

Tests according to EN ISO 14589

ALLOY RIVETS NICKEL COPPER (MONEL®)

Monel®* is a nickel-copper alloy (approx. 65% nickel, 33% copper and 2% iron)



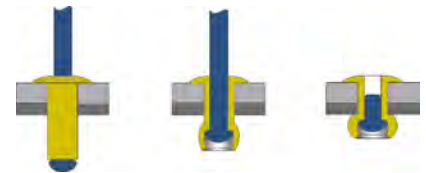
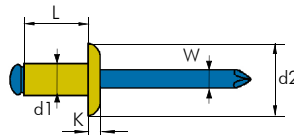
- High tensile strength.
- High resistance to atmospheric corrosion, salt water and many acids and alkaline solutions.







* The term "Monel" is a copyright protected brand name of the company Special Metals Corporation, Huntington (West Virginia), USA.

MONEL®/STEEL

Monel® Zincplated 8 μ

STANDARD RIVET Dome head

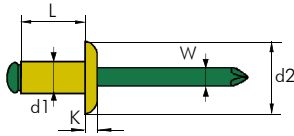








d1 Ø mm	L Nominal mm	 mm	d2 Ø mm	K mm	W Ø mm	PACKAGING		 MIN. mm MAX.	 (N)	 (N)	REFERENCE
						 Inner	 Outer				
3,2	6,2	3,30	6,00	0,80	2,00	500	4.000	1,8 - 3,1	1500	1900	01390003206 01390003208 01390003210
	7,5					500	4.000	3,1 - 4,3			
	10,3					500	4.000	4,3 - 7,1			
4,0	6,2	4,10	6,70	1,00	2,40	500	4.000	0,5 - 2,5	2200	3000	01390004006 01390004008 01390004010 01390004012
	7,8					500	4.000	2,5 - 4,1			
	9,5					500	4.000	4,1 - 5,8			
	11,5					500	3.000	5,8 - 7,9			
4,8	7,6	4,90	8,10	1,10	2,90	500	3.000	2,3 - 3,8	3300	3750	01390004808 01390004810 01390004813 01390004817 01390004819
	10,0					500	3.000	3,8 - 5,8			
	13,0					250	2.000	5,8 - 8,6			
	16,5					250	2.000	5,0 - 12,5			
	19,0					250	1.500	12,5 - 15,0			

MONEL®/STAINLESS STEEL 4

Monel® AISI 316

STANDARD RIVET Dome head



d1 Ø mm	L Nominal mm	 mm	d2 Ø mm	K mm	W Ø mm	PACKAGING		 MIN. mm MAX.	 (N)	 (N)	REFERENCE
						 Inner	 Outer				
3,2	6,2	3,30	6,00	0,80	2,00	500	4.000	1,8 - 3,1	1500	1900	01399003206 01399003208 01399003210
	7,5					500	4.000	3,1 - 4,3			
	10,3					500	4.000	4,3 - 7,1			
4,0	6,2	4,10	6,70	1,00	2,40	500	4.000	0,5 - 2,5	2200	3000	01399004006 01399004008 01399004010 01399004012
	7,8					500	4.000	2,5 - 4,1			
	9,5					500	4.000	4,1 - 5,8			
	11,5					500	3.000	5,8 - 7,9			
4,8	7,6	4,90	8,10	1,10	2,90	500	3.000	2,3 - 3,8	3300	3750	01399004808 01399004810 01399004813 01399004817 01399004819
	10,0					500	3.000	3,8 - 5,8			
	13,0					250	2.000	5,8 - 8,6			
	16,5					250	2.000	5,0 - 12,5			
	19,0					250	1.500	12,5 - 15,0			

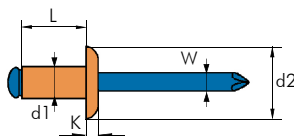

Copper rivets are thermal and electrical conductors. Suitable for applications with blind holes and applications on soft materials.

COPPER RIVETS









STANDARD RIVET Dome head

COPPER/STEEL
Zincplated 3



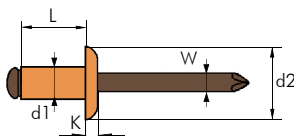

UNE - EN ISO 16582

d1 Ø mm	L Nominal mm	 mm	d2 Ø mm	K mm	W Ø mm	PACKAGING		 E MIN. mm MAX.	 (N)	 (N)	REFERENCE
						 Inner	 Outer				
3,0	6	3,10	6,00	1,00	1,80	500	4.000	2,0 - 3,0	760	950	01250003006
	8					500	4.000	3,0 - 5,0			01250003008
	10					500	4.000	5,0 - 7,0			01250003010
	12					500	4.000	7,0 - 9,0			01250003012
4,0	6	4,10	8,00	1,30	2,40	500	4.000	2,5 - 3,5	1500	1800	01250004006
	8					500	4.000	3,5 - 5,0			01250004008
	10					500	4.000	5,0 - 7,0			01250004010
	12					500	3.000	7,0 - 8,5			01250004012
	14					500	3.000	8,5 - 10,0			01250004014
	16					500	3.000	10,0 - 12,5			01250004016
4,8	8	4,90	9,50	1,40	2,93	500	3.000	2,5 - 4,0	2000	2500	01250004808
	10					500	3.000	4,0 - 6,0			01250004810
	12					500	3.000	6,0 - 8,0			01250004812
	14					250	2.000	8,0 - 10,0			01250004814
	16					250	2.000	10,0 - 12,0			01250004816






Tests according to EN ISO 14589

STANDARD RIVET Dome head

COPPER/BRONZE

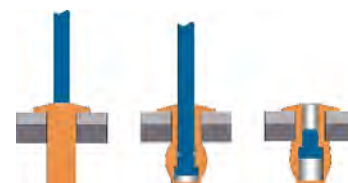
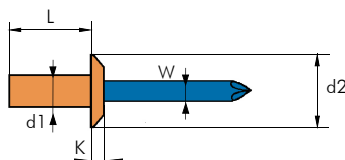








UNE - EN ISO 16582

d1 Ø mm	L Nominal mm	 mm	d2 Ø mm	K mm	W Ø mm	PACKAGING		 E MIN. mm MAX.	 (N)	 (N)	REFERENCE
						 Inner	 Outer				
3,0	6	3,10	6,00	1,00	1,80	500	4.000	2,0 - 3,0	760	950	01400003006
	8					500	4.000	3,0 - 5,0			01400003008
	10					500	4.000	5,5 - 7,0			01400003010
	12					500	4.000	7,0 - 9,0			01400003012
3,2	6	3,30	6,40	1,00	1,80	500	4.000	2,0 - 3,0	800	1000	01400003206
	8					500	4.000	3,0 - 5,0			01400003208
	10					500	4.000	5,0 - 7,0			01400003210
	12					500	4.000	7,0 - 9,0			01400003212
4,0	6	4,10	8,00	1,30	2,40	500	4.000	2,5 - 3,5	1500	1800	01400004006
	8					500	4.000	3,5 - 5,0			01400004008
	10					500	4.000	5,0 - 7,0			01400004010
	12					500	3.000	7,0 - 8,5			01400004012
	14					500	3.000	8,5 - 10,0			01400004014
	16					500	3.000	10,0 - 12,5			01400004016

Tests according to EN ISO 14589

COPPER



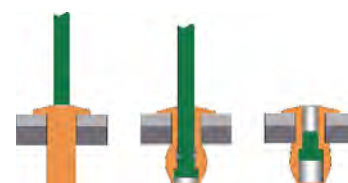
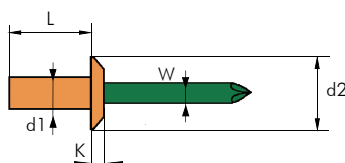
d1 Ø mm	L Nominal mm	 mm	d2 Ø mm	K mm	W Ø mm	PACKAGING		 MIN. mm MAX.	 (N)	 (N)	REFERENCE
						 Inner	 Outer				
3,2	6,5	3,30	6,20	1,00	1,65	500	4.000	0,5 - 2,0	1250	1300	01320003206
	8,0					500	4.000	2,0 - 3,5			01320003208
	9,5					500	4.000	3,5 - 5,0			01320003209
	12,0					500	4.000	6,5 - 8,0			01320003212
4,0	8,0	4,10	8,20	1,40	2,30	500	4.000	0,5 - 3,5	1800	1500	01320004008
	10,0					500	4.000	3,0 - 5,0			01320004010
4,8	9,5	4,90	9,50	1,60	2,65	500	3.000	1,0 - 4,5	3350	3300	01320004809
	12,0					500	3.000	4,0 - 7,0			01320004812







Tests according to EN ISO 14589

COPPER/STAINLESS STEEL A2

AISI 304

SEALED RIVET Dome head



d1 Ø mm	L Nominal mm	 mm	d2 Ø mm	K mm	W Ø mm	PACKAGING		 MIN. mm MAX.	 (N)	 (N)	REFERENCE
						 Inner	 Outer				
3,2	6,5	3,30	6,20	1,00	1,65	500	4.000	0,5 - 2,0	1250	1300	01329003206
	8,0					500	4.000	2,0 - 3,5			01329003208
	9,5					500	4.000	3,5 - 5,0			01329003209
4,0	8,0	4,10	8,20	1,00	2,30	500	4.000	0,5 - 3,5	1800	1500	01329004008
	10,0					500	4.000	3,5 - 5,0			01329004010

Tests according to EN ISO 14589

BRALO Structural Rivets are designed to meet the most demanding of applications, where an exceptional resistance for both tensile and shear strength is needed.

STRUCTURAL RIVETS



APPLICATIONS

Structural rivets are widely used in vehicle structures, HVAC, construction and solar energy.

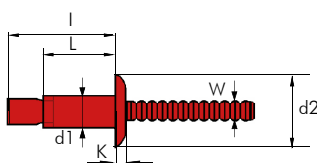




- Multi-grip range features.
- High resistance to tensile and shear strength.
- The hole is filled thoroughly.
- Moisture and pressure tight.



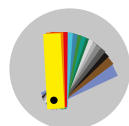
STRUCTURAL RIVET Dome head

ALUMINIUM/ALUMINIUM Al Mg 5



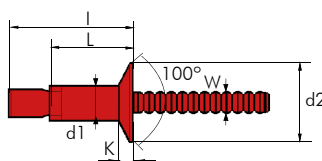
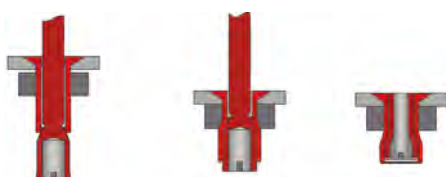
d1 Ø mm	L Nominal mm	 mm	d2 Ø mm	K mm	W Ø mm	PACKAGING		I Máx. mm	E MIN. mm MAX.		(N)	(N)	REFERENCE
						Inner	Outer						
4,8	10,3	4,90-5,10	9,70	1,80	3,00	2.000	18,5	1,5	- 6,8	2900	2550	G1801004810	
	13,5					1.500	24,0	1,5	- 11,0	6000	4200	G1801004813	
6,5	14,0	6,60-7,00	13,00	2,50	4,00	1.000	25,0	1,0	- 9,5	6000	4200	G1801006514	
	20,0					1.000	35,0	2,0	- 16,0			G1801006520	


Tests according to EN ISO 14589



STRUCTURAL RIVET Countersunk head 100°

ALUMINIUM/ALUMINIUM Al Mg 5



d1 Ø mm	L Nominal mm	 mm	d2 Ø mm	K mm	W Ø mm	PACKAGING		I Máx. mm	E MIN. mm MAX.		(N)	(N)	REFERENCE
						Inner	Outer						
4,8	12,3	4,90-5,10	9,70	1,80	3,00	2.000	20,0	3,2	- 8,4	2900	2550	G1802004812	
	16,50					1.000	26,5	3,0	- 12,0	6000	4200	G1802006516	

Tests according to EN ISO 14589


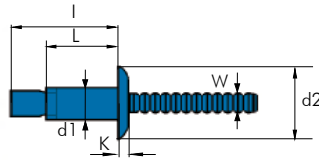
This product needs to be set with a special nosepiece.
For installation information please contact your local BRALO representative.









STEEL/STEEL

Zincplated 8 μ Zincplated 8 μ

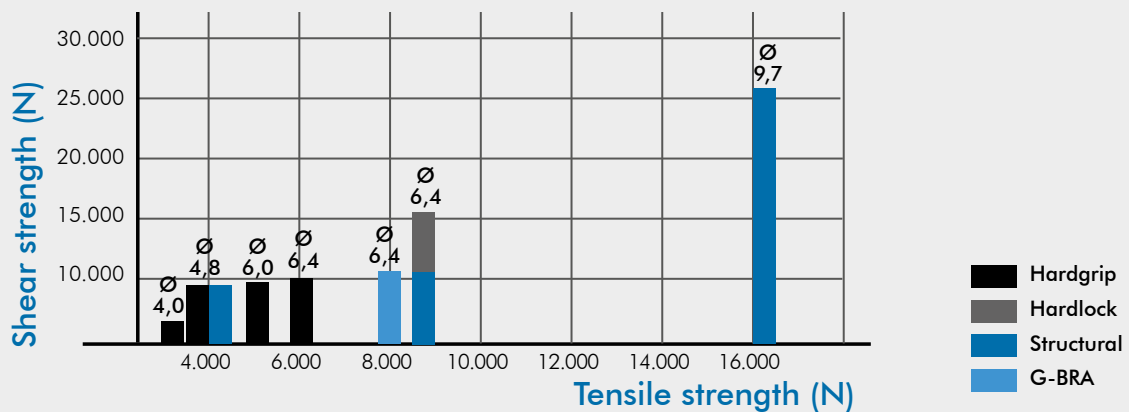
STRUCTURAL RIVET Dome head



d1 Ø mm	L Nominal mm	 mm	d2 Ø mm	K mm	W Ø mm	PACKAGING		I Máx. mm	 MIN. mm MAX.	 (N)	 (N)	REFERENCE
						 Inner	 Outer					
4,8	10,3	4,90-5,10	9,70	1,80	3,00	2.000	18,5	1,5 - 6,8	5100	3900	G1821004810	
	13,5					1.500	24,0	1,5 - 11,0			G1821004813	
6,5	14,0	6,60-7,00	13,00	2,50	4,00	1.000	25,0	2,0 - 9,5	11200	8800	G1821006514	
	20,0					1.000	35,0	2,0 - 16,0			G1821006520	
	22,5					1.000	37,0	6,0 - 18,0			G1821006522	
9,7	22,0	9,90-10,40	20,00	3,70	5,90	350	36,2	3,0 - 15,5	26300	17500	G1821009722	

Tests according to EN ISO 14589

STRENGTH STEEL RIVETS (BRALO)




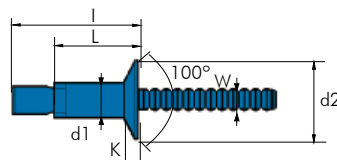
On demand are manufactured Structural rivets with zinc-nickel coating 2000h









STEEL/STEEL

Zincplated 8 μ Zincplated 8 μ

STRUCTURAL RIVET Countersunk head 100°



d1 Ø mm	L Nominal mm	 mm	d2 Ø mm	K mm	W Ø mm	PACKAGING		I Máx. mm	 MIN. mm MAX.	 (N)	 (N)	REFERENCE
						 Inner	 Outer					
4,8	12,3	4,90-5,10	8,70	1,80	3,00	2.000	20,0	3,2 - 8,4	5100	3900	G1822004812	
	16,5					1.500	26,3	3,2 - 12,2			G1822004816	
6,5	16,5	6,60-7,00	10,60	2,00	4,00	1.000	26,5	3,0 - 12,0	11200	8800	G1822006516	
	22,0					1.000	35,5	6,0 - 18,0			G1822006522	

Tests according to EN ISO 14589

This product needs to be set with a special nosepiece.
For installation information please contact your local BRALO representative.

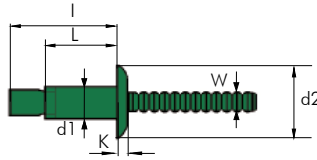



STRUCTURAL RIVET
Dome head

STAINLESS STEEL A2/STAINLESS STEEL A2

AIISI 304

AIISI 304



d1 Ø mm	L Nominal mm		d2 Ø mm	K mm	W Ø mm	PACKAGING		I Máx. mm	E MIN. mm MAX.		(N)	(N)	REFERENCE
						Inner	Outer						
4,8	10,3	4,90-5,10	9,70	1,80	3,00	2.000	18,5	1,5	-	6,8	5800	5000	G1826004810
	13,5							1,5	-	11,0			
6,5	14,0	6,60-7,00	13,00	2,50	4,00	1.000	25,0	1,0	-	9,5	9900	8100	G1826006514
	20,0							1,000	35,0	2,0			

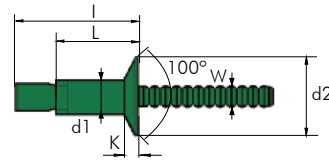
Tests according to EN ISO 14589


STRUCTURAL RIVET
Countersunk head 100°

STAINLESS STEEL A2/STAINLESS STEEL A2

AIISI 304

AIISI 304



d1 Ø mm	L Nominal mm		d2 Ø mm	K mm	W Ø mm	PACKAGING		I Máx. mm	E MIN. mm MAX.		(N)	(N)	REFERENCE
						Inner	Outer						
4,8	12,3	4,90-5,10	8,70	1,80	3,00	2.000	18,5	3,2	-	8,4	5100	3900	G1827004812
	16,5							3,2	-	12,2			
6,5	16,5	6,60-7,00	10,60	2,00	4,00	1.000	26,5	3,0	-	12,0	9900	8100	G1827006516
	22,5							1,000	35,5	6,0			

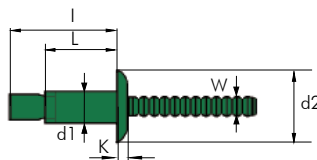

Tests according to EN ISO 14589


STRUCTURAL RIVET
Dome head

STAINLESS STEEL A4/STAINLESS STEEL A4

AIISI 316

AIISI 316



d1 Ø mm	L Nominal mm		d2 Ø mm	K mm	W Ø mm	PACKAGING		I Máx. mm	E MIN. mm MAX.		(N)	(N)	REFERENCE
						Inner	Outer						
6,5	14,0	6,60-7,00	13,00	2,50	4,00	1.000	24,0	2,0	-	9,5	9900	8100	G1834006514
	20,0							1,000	33	2,0			

Tests according to EN ISO 14589

This product needs to be set with a special nosepiece.
For installation information please contact your local BRALO representative.



MULTILOCK RIVETS

BRALO High Strength or Multilock Rivets are designed for the most demanding applications, where exceptional strength is required, both to traction and shear.

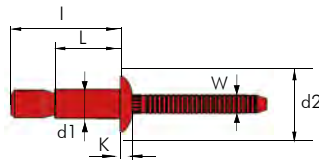








- High tensile and shear strength.
- Good hole filling.
- Resistant to vibrations due to internal locking of the mandrel.



ALUMINIUM/ALUMINIUM

MULTILOCK RIVET Dome head

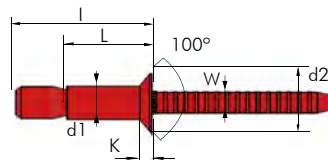








d1 Ø mm	L Nominal mm	 mm	d2 Ø mm	K mm	W Ø mm	PACKAGING		I Máx. mm	 MIN. mm MAX.	 (N)	 (N)	REFERENCE
						 Inner	 Outer					
4,8	10,3	4,90-5,10	9,80	2,70	3,00	1.500	19,5	2,0 - 6,3	2300	1700	G1841004810	
	14,0					1.500	25,5	2,0 - 11,1				G1841004814
6,4	14,0	6,60-7,00	13,50	3,00	4,00	1.000	25,5	2,0 - 9,5	4700	3400	G1841006414	
	19,0					1.000	34,5	2,0 - 15,8				G1841006419

Tests according to EN ISO 14589

ALUMINIUM/ALUMINIUM

MULTILOCK RIVET Countersunk head 100°



d1 Ø mm	L Nominal mm	 mm	d2 Ø mm	K mm	W Ø mm	PACKAGING		I Máx. mm	 MIN. mm MAX.	 (N)	 (N)	REFERENCE
						 Inner	 Outer					
4,8	12,0	4,90-5,10	8,80	2,10	3,00	2.000	20,0	3,1 - 8,4	2300	1700	G1842004812	
	16,0					2.000	26,3	3,1 - 12,2				G1842004816
6,4	16,5	6,60-7,00	11,80	2,40	4,00	1.000	26,6	4,3 - 12,0	4700	3400	G1842006416	
	21,5					1.000	32,0	4,3 - 18,4				G1842006421








Tests according to EN ISO 14589

MULTILOCK RIVET

Dome head

STEEL/STEEL
Zincplated 8 μ Zincplated 8 μ



d1 Ø mm	L Nominal mm	 mm	d2 Ø mm	K mm	W Ø mm	PACKAGING		I Máx. mm	E MIN. mm MAX.		 (N)	 (N)	REFERENCE
						 Inner	 Outer						
4,8	10,0	4,90-5,10	9,50	2,20	3,00	2.000	19,0	1,5 - 6,3	5750	4600	G1843004810		
	14,0					2.000	25,5					1,5 - 11,1	G1843004814
6,4	14,0	6,60-7,00	13,50	3,00	4,00	1.000	25,5	2,0 - 9,5	11000	8900	G1843006414		
	19,0					1.000	34,5					2,0 - 15,8	G1843006419








Tests according to EN ISO 14589

MULTILOCK RIVET

Countersunk head 100°

STEEL/STEEL
Zincplated 8 μ Zincplated 8 μ



d1 Ø mm	L Nominal mm	 mm	d2 Ø mm	K mm	W Ø mm	PACKAGING		I Máx. mm	E MIN. mm MAX.		 (N)	 (N)	REFERENCE
						 Inner	 Outer						
4,8	12,0	4,90-5,10	9,50	2,20	3,00	2.000	21,0	3,1 - 8,4	6200	4600	G1844004812		
	16,0					2.000	27,5					3,1 - 12,2	G1844004816
6,4	16,0	6,60-7,00	11,30	1,90	4,00	1.000	26,6	4,3 - 12,0	11000	8900	G1844006416		
	21,0					1.000	32,0					4,3 - 18,4	G1844006421

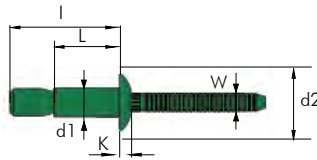
Tests according to EN ISO 14589







STAINLESS STEEL A2/STAINLESS STEEL A2

AISI 304

AISI 304

MULTILOCK RIVET Dome head



d1 Ø mm	L Nominal mm	 mm	d2 Ø mm	K mm	W Ø mm	PACKAGING		I Máx. mm	 E MIN. mm MAX.	 (N)	 (N)	REFERENCE
						 Inner	 Outer					
4,8	10,5	4,80-5,10	10,20	2,30	3,00	2.000	2.000	19,0	1,5 - 6,3	5800	4500	G1846004810 G1846004814
	14,5											
6,4	14,5	6,40-7,00	12,40	3,00	4,00	1.000	1.000	23,7	2,0 - 9,5	11000	8300	G1846006414 G1846006419
	19,0											

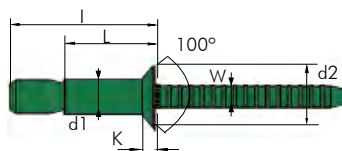
Tests according to EN ISO 14589







STAINLESS STEEL A2/STAINLESS STEEL A2

AISI 304

AISI 304

MULTILOCK RIVET Countersunk head 100°



d1 Ø mm	L Nominal mm	 mm	d2 Ø mm	K mm	W Ø mm	PACKAGING		I Máx. mm	 E MIN. mm MAX.	 (N)	 (N)	REFERENCE
						 Inner	 Outer					
4,8	12,3	4,90-5,10	8,80	2,10	3,00	2.000	2.000	20,0	3,1 - 8,4	5700	4100	G1847004812 G1847004816
	16,3											
6,4	16,3	6,6-7,00	10,30	2,40	4,00	1.000	1.000	26,4	4,3 - 12,0	10000	8200	G1847006416 G1847006421
	21,3											

Tests according to EN ISO 14589

The Bralo Hardlock rivet, due to its large expansion on the blind side, is suitable for applications with thin sheets.

HARDLOCK RIVETS

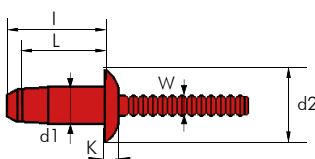
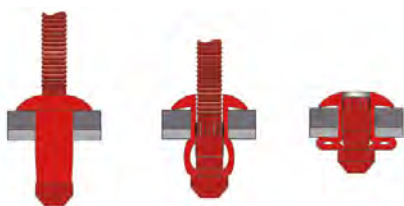



- Designed for elements that require exceptional tensile and shear strengths.
- Effective head locking system through a mechanical locking of the grooves.
- Especially suitable to work with thin sheet materials.
- Avoids any kind of electrical problems and noise.



HARDLOCK RIVET Dome head

ALUMINIUM/ALUMINIUM
Al Mg 2,5 (AW5052)




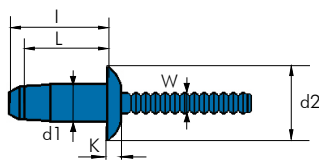
d1 Ø mm	L Nominal mm	 mm	d2 Ø mm	K mm	W Ø mm	PACKAGING		I Máx. mm	E		(N)	(N)	REFERENCE
						Inner	Outer		MIN. mm	MAX.			
6,4	10,5	6,70-6,90	13,00	2,50	4,20	1.500	15,0	2,8 - 4,8	5000	2800	G1881006410		
	12,5					1.000	17,0	4,8 - 6,8	5200	2800	G1881006412		
	14,5					1.000	19,0	6,8 - 8,8	5400	2800	G1881006414		
	16,5					1.000	21,0	8,8 - 10,8	5400	2800	G1881006416		
	18,5					1.000	23,0	10,8 - 12,8	5400	2800	G1881006418		


Tests according to EN ISO 14589

STEEL/STEEL

Zincplated 8 μ Zincplated 8 μ

HARDLOCK RIVET Dome head



d1 Ø mm	L Nominal mm	 mm	d2 Ø mm	K mm	W Ø mm	PACKAGING		I Máx. mm	E		REFERENCE
						Inner	Outer		MIN. mm	MAX. mm	
6,4	10,5	6,70-6,90	13,00	2,70	4,00	1.500	15,0	2,8 - 4,8	12000	8800	G1884006410
	12,5					1.000	17,0	4,8 - 6,8	12500	8800	G1884006412
	14,5					1.000	19,0	6,8 - 8,8	14000	8800	G1884006414
	16,5					1.000	21,0	8,8 - 10,8	15000	8800	G1884006416
	18,5					1.000	23,0	10,8 - 12,8	16000	8800	G1884006418
	20,5					1.000	25,0	12,8 - 14,8	16000	8800	G1884006420
	22,5					1.000	27,0	14,8 - 16,8	16000	8800	G1884006422

Tests according to EN ISO 14589



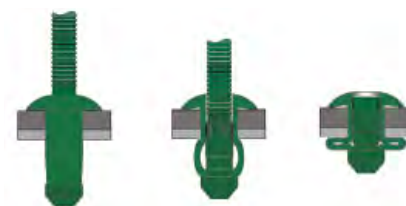
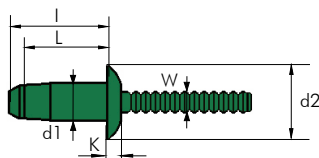
Note: Under request are manufactured steel blind rivets with head (d2) to 19mm.


STAINLESS STEEL A2/STAINLESS STEEL A2

AISI 304

AISI 304

HARDLOCK RIVET Dome head



d1 Ø mm	L Nominal mm	 mm	d2 Ø mm	K mm	W Ø mm	PACKAGING		I Máx. mm	E		REFERENCE
						Inner	Outer		MIN. mm	MAX. mm	
6,4	12,5	6,70-6,90	13,00	2,90	4,00	1.000		4,8 - 6,8	13500	8000	G1886006413
	14,5					1.000	19,0	6,8 - 8,8	13500	8000	G1886006415
	16,5					1.000	21,0	8,8 - 10,8	13500	8000	G1886006417

Tests according to EN ISO 14589

Good hole filling that guarantees the mechanical locking of the mandrel to avoid electrical and vibration problems.

G-BRA RIVETS

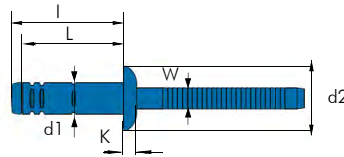







- Suitable for high tensile and shear strength applications.
- Efficient retention thanks to the large locking head of the mandrel, which transfers the clamping force to the application.
- Large grip area in final rivet ideal for thin thickness applications.



G-BRA RIVET Dome head

STEEL/STEEL
Zincplated 8 μ Zincplated 8 μ

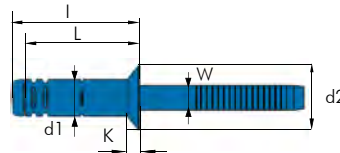







d1 Ø mm	L Nominal mm	 mm	d2 Ø mm	K mm	W Ø mm	PACKAGING		I Máx. mm	E MIN. mm MAX.		(N)	(N)	REFERENCE
													
6,4	12,7	6,70-7,00	12,50	2,70	4,30	1.000		16,0	2,0 - 4,5	8500	8000	G189A006413	
	14,7					1.000		18,0	4,0 - 6,5	10000	8000	G189A006415	
	17,7					1.000		21,0	6,0 - 8,5	10000	8000	G189A006417	
	20,7					1.000		24,0	8,5 - 11,0	11000	8000	G189A006420	
	23,7					1.000		27,0	10,5 - 13,0	11000	8000	G189A006423	
	25,7					1.000		29,0	12,5 - 15,0	11000	8000	G189A006425	

Tests according to EN ISO 14589

G-BRA RIVET Countersunk head

STEEL/STEEL
Zincplated 8 μ Zincplated 8 μ



d1 Ø mm	L Nominal mm	 mm	d2 Ø mm	K mm	W Ø mm	PACKAGING		I Máx. mm	E MIN. mm MAX.		(N)	(N)	REFERENCE
													
6,4	13,7	6,70-7,00	10,30	1,70	4,30	1.000		17,0	0,0 - 3,5	8500	8000	G189B006414	
	15,7					1.000		19,0	2,0 - 5,5	10000	8000	G189B006416	
	17,7					1.000		21,0	4,0 - 7,5	10000	8000	G189B006418	
	19,7					1.000		23,0	6,0 - 9,5	11000	8000	G189B006420	
	23,7					1.000		27,0	10,0 - 13,5	11000	8000	G189B006424	
	25,7					1.000		29,0	12,0 - 15,5	11000	8000	G189B006426	

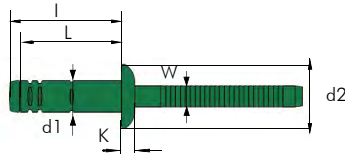
Tests according to EN ISO 14589







STAINLESS STEEL A2/STAINLESS STEEL A2

AISI 304

AISI 304

G-BRA RIVET
Dome head



d1 Ø mm	L Nominal mm	 mm	d2 Ø mm	K mm	W Ø mm	PACKAGING		I Máx. mm	 E MIN. mm MAX.	 (N)	 (N)	REFERENCE
						 Inner	 Outer					
6,4	12,7	6,70-6,90	12,50	2,70	4,20	1.000	16,0	2,0 - 4,5	8500	8800	G189C006413	
	14,7					1.000	18,0	4,0 - 6,5	10000	8800	G189C006415	
	17,7					1.000	21,0	6,0 - 8,5	10000	8800	G189C006417	
	20,7					1.000	24,0	8,0 - 11,0	11000	8800	G189C006420	
	23,7					1.000	27,0	10,5 - 13,0	11000	8800	G189C006423	
	25,7					1.000	29,0	12,5 - 15,0	11000	8800	G189C006425	

Tests according to EN ISO 14589

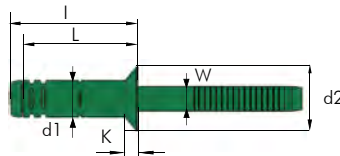
STRUCTURAL RIVET







STAINLESS STEEL A2/STAINLESS STEEL A2

AISI 304

AISI 304

G-BRA RIVET
Countersunk head



d1 Ø mm	L Nominal mm	 mm	d2 Ø mm	K mm	W Ø mm	PACKAGING		I Máx. mm	 E MIN. mm MAX.	 (N)	 (N)	REFERENCE
						 Inner	 Outer					
6,4	13,7	6,70-6,90	10,30	1,70	4,30			17,0	0,0 - 3,5	8500	8800	G189D006414
	15,7							19,0	2,0 - 5,5	10000	8800	G189D006416
	17,7							21,0	4,0 - 7,5	10000	8800	G189D006418
	19,7							23,0	6,0 - 9,5	11000	8800	G189D006420
	23,7							27,0	10,0 - 13,5	11000	8800	G189D006424
	25,7							29,0	12,0 - 15,5	11000	8800	G189D006426

Its large bearing area on the blind side makes this Hardgrip Rivet ideal for applications with hard plastics and thin sheets.

HARDGRIP RIVETS

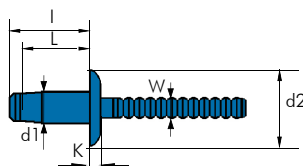
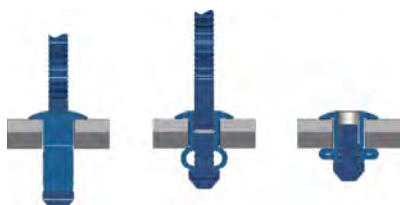








- Ideal for applications with hard plastics and thin sheets.
- Designed for the most demanding applications that require a great clamping force.
- High resistance to tensile and shear strengths.
- Fill the hole perfectly.



HARDGRIP RIVET Dome head

STEEL/STEEL
Zincplated 8 μ Zincplated 8 μ



d1 Ø mm	L Nominal mm	 mm	d2 Ø mm	K mm	W Ø mm	PACKAGING		I Máx. mm	 E MIN. mm MAX.	 (N)	 (N)	REFERENCE
						 Inner	 Outer					
3,2	7,5	3,30-3,50	6,50	1,00	2,00	500	4.000	10,0	1,0 - 3,0	1700	1450	01894003207
	9,5					500	4.000	12,0	3,0 - 5,0	2000	1450	01894003210
	11,5					500	4.000	15,0	5,0 - 7,0	2400	1450	01894003212
4,0	7,5	4,10-4,30	8,00	1,40	2,60	500	4.000	10,5	1,0 - 3,0	2400	2800	01894004008
	8,5					500	4.000	11,5	2,0 - 4,0	2600	2800	01894004009
	9,5					500	3.000	12,5	3,0 - 5,0	3500	2800	01894004010
	12,5					500	3.000	15,5	5,0 - 7,0	4100	2800	01894004013
4,8	9,0	4,90-5,10	9,20	1,50	3,00	500	3.000	12,0	1,5 - 3,5	3500	3500	01894004809
	11,5					250	2.000	14,5	3,5 - 6,0	4200	3500	01894004812
	14,5					250	2.000	17,5	6,0 - 8,5	5600	3500	01894004815
	16,5					250	2.000	19,5	8,5 - 10,5	4200	3500	01894004817
6,0	10,5	6,10-6,30	12,00	1,80	4,00		1.500	14,0	1,5 - 4,0	4200	5400	G1894006010
	13,5						1.500	17,0	3,0 - 6,0	5400	5400	G1894006013
	16,5						1.000	20,0	6,0 - 9,0	8500	5400	G1894006016
	19,5						1.000	23,0	9,0 - 12,0	8500	5400	G1894006019
6,4	13,5	6,60-6,90	13,00	3,00	4,70		1.000	17,0	1,0 - 5,5	9500	5700	G1894006414
	17,5						1.000	21,0	5,0 - 9,0	9500	5700	G1894006418

Tests according to EN ISO 14589

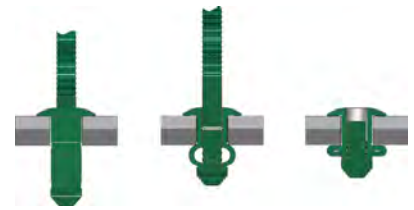
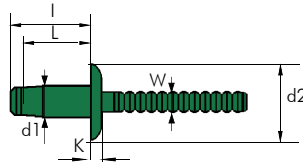








STAINLESS STEEL A2/STAINLESS STEEL A2

AISI 304

AISI 304

HARDGRIP RIVET Dome head



d1 Ø mm	L Nominal mm	 mm	d2 Ø mm	K mm	W Ø mm	PACKAGING		I Máx. mm	 E MIN. mm MAX.	 (N)	 (N)	REFERENCE
						 Inner	 Outer					
3,2	7,5	3,30-3,40	6,60	1,00	2,10	500	4.000	10,0	1,0 - 3,0	2000	1700	01896003207
	9,5					500	4.000	12,0	3,0 - 5,0			01896003210
	11,5					500	4.000	15,0	5,0 - 7,0			01896003212
4,0	7,5	4,20-4,40	8,00	1,40	2,60	500	4.000	10,5	1,0 - 3,0	5200	3650	01896004008
	9,5					500	3.000	12,5	3,0 - 5,0			01896004010
	12,5					500	3.000	15,5	5,0 - 7,0			01896004013
4,8	8,5	5,00-5,20	9,20	1,50	3,20	500	3.000	12,0	0,5 - 2,0	5500	5000	01896004808
	9,5					500	3.000	13,0	1,5 - 3,5			01896004809
	11,5					250	2.000	15,0	3,5 - 6,0			01896004812
	14,5					250	2.000	18,0	6,0 - 8,5			01896004815
	16,5					250	2.000	20,0	8,5 - 11,0			01896004817
6,4	13,5	6,60-6-90	13,00	3,00	4,70				1,0 - 5,5	9500	5700	01896006414
	17,5								5,0 - 9,0			01896006418

Tests according to EN ISO 14589


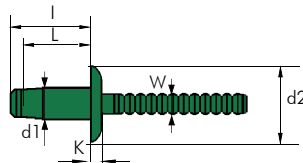








STAINLESS STEEL A4/STAINLESS STEEL A4

AISI 316

AISI 316

HARDGRIP RIVET Dome head



d1 Ø mm	L Nominal mm	 mm	d2 Ø mm	K mm	W Ø mm	PACKAGING		I Máx. mm	 E MIN. mm MAX.	 (N)	 (N)	REFERENCE
						 Inner	 Outer					
3,2	9,5	3,30-3,40	6,60	1,00	2,10	500	4.000	12,0	3,0 - 5,0	2000	3900	01896003210A4
4,8	9,0	5,00-5,20	9,20	1,50	3,20	500	4.000	13,0	1,5 - 3,5	5500	5000	01896004809A4

Tests according to EN ISO 14589

The Estrubolt rivet is a fixing that shares the advantages of a lockbolt to be used in blind accesses.

Its high tensile and shear strength make it ideal for use in demanding applications such as infrastructures, solar structures, mining, etc.

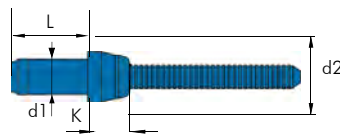
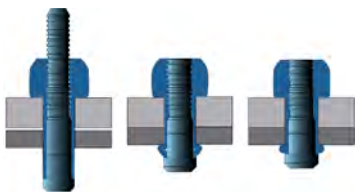
ESTRUBOLT RIVET







- Tamper resistant.
- Quick installation.
- High resistance to vibrations.



ESTRUBOLT RIVET

STEEL/STEEL
Zincplated 8 μ



d1 Ø mm	L Nominal mm	 mm	d2 Ø mm	K mm	W Ø mm	PACKAGING		I Máx. mm	 E MIN. mm MAX.	 (N)	 (N)	REFERENCE
						 Inner	 Outer					
6,4	11,7	7,00-7,40	9,45	5,30	4,45	900	16,0	2,5 - 4,0	22600	14400	G1820006412	
	13,5											G1820006414
	15,0											G1820006415
	16,5											G1820006416
	18,0											G1820006418
	19,5											G1820006420
	21,0											G1820006421
	23,0											G1820006423
	24,5											G1820006424
	26,0											G1820006426
	27,5											G1820006427
	29,0											G1820006429
30,5	G1820006430											
8,0	17,5	8,80-9,40	11,9	6,8	5,75	400	22,2	4,8 - 7,9	35800	23100	G1820008018	
	19,0											G1820008019
	20,8											G1820008021
	24,0											G1820008024
	27,5											G1820008028
	30,5											G1820008031
	33,5											G1820008034
	36,5											G1820008037
9,6	19,5	10,5-11,00	14,1	8	6,8	300	25,0	4,8 - 7,9	49400	32200	G1820009620	
	22,5											G1820009623
	26,0											G1820009626
	29,0											G1820009629
	32,2											G1820009632
	35,3											G1820009635
	38,5											G1820009639
	41,7											G1820009642
	45,0											G1820009645
12,7	25,5	13,90-14,80	18,9	10,7	9,05	100	32,5	6,4 - 9,5	89600	57800	G1820001325	
	28,5											G1820001329
	31,8											G1820001332
	35,0											G1820001335
	38,0											G1820001338
	41,3											G1820001341
	44,5											G1820001345
	47,5											G1820001348
	50,8											G1820001351
	54,0											G1820001354
57,0	G1820001357											
16	30,8	17,40-18,5	23,7	13,2	11,85	50	39,0	6,4 - 12,7	126700	91200	G1820001631	
	37,0											G1820001637
	43,5											G1820001644
	47,0											G1820001647
	56,0											G1820001656
19	XX	21,00-22,2	28,6	16,6					200600	129400		

STRUCTURAL RIVET

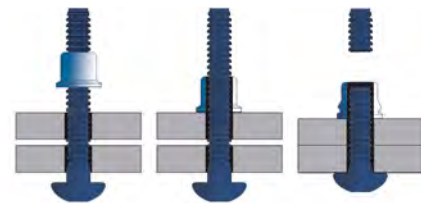
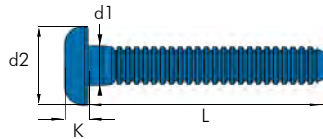
LOCKBOLTS







- High tensile and shear strength values.
- Provides a constant torque value without the need for a torque.
- Vibration resistant.
- Simple and fast placement.
- Provides tamper resistant joints.



STEEL/STEEL



Zincplated 8 μ

BRALOCK Lockbolt



d1 Ø mm	L Nominal mm	 mm	d2 Ø mm	K mm	PACKAGING		 E MIN. mm MAX.	 (N)	 (N)	REFERENCE Mandrel	USE standard or large collar
					 Inner	 Outer					
4,8	45,80	5,60	9,50	3,00	1000	1000	1,6 - 15,9	7600	7300	07821004845 07821004860	07328004807
	60,60	5,60									
6,6	50,00	6,80	12,70	3,40	500	500	1,6 - 13	11800	16000	07821006550 07821006557 07821006566	07328006509 07328006511
	57,00	6,80									
	66,75	6,80									
8,2	60,45	9,10	15,85	4,85	250	250	3,2 - 19	13200	20200	07821008060 07821008073	07328008011
	73,15	9,10									

d1 Ø mm	L Nominal mm	PACKAGING		REFERENCE
		 Inner	 Outer	Standard collar
7,9	7	5000		07328004807
10,2	9,5	1000		07328006509
12,85	11,1	1000		07328008011

d1 Ø mm	L Nominal mm	PACKAGING		REFERENCE
		 Inner	 Outer	Large collar
10,2	10,6	1000		07329006511

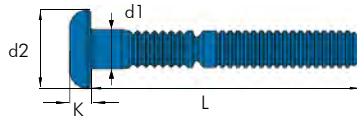
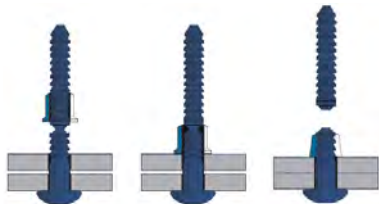








- Simple and fast installation without the need to apply the tightening torque.
- Helps reduce assembly costs over the life of the joint.

LOCKBOLTS



UNILOCK
Lockbolt

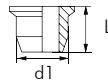
STEEL/STEEL
Zincplated 8 μ





d1 Ø mm	L Nominal mm	 mm	d2 Ø mm	K mm	PACKAGING		 E MIN. mm MAX.	 (N)	 (N)	REFERENCE Mandrel
					 Inner	 Outer				
*6,5	41,0	6,60	13,00	3,50	100	800	3,2 - 6,4	13500	11300	07621006532
	43,0				100	800	4,8 - 7,9			07621006548
	44,0				100	800	6,4 - 9,5			07621006564
	46,0				100	800	7,9 - 11,1			07621006574

*Note: This rivet can be produced with diameters of 4.8, 6.5, 8.0 and 10.0 mm. With different heads: dome, wide and countersunk. In different materials, aluminium, steel and stainless steel. Check price, delivery times and minimum quantity.

d1 Ø mm	L Nominal mm	PACKAGING		REFERENCE Countersunk collar
		 Inner	 Outer	
10,2	9,0	500	3000	07322006509



d1 Ø mm	L Nominal mm	PACKAGING		REFERENCE Standard collar
		 Inner	 Outer	
10,2	8,0	500	3000	07321006508



SPECIAL RIVETS

The rivet mandrel is forcefully introduced with a punch into the rivet body (aluminum), using for instance a hammer, opening the rivet body in 3 different blades fixing it inside the walls of the material to be fixed.

- No through holes required.
- Wide support surface.
- Corrosion resistant.

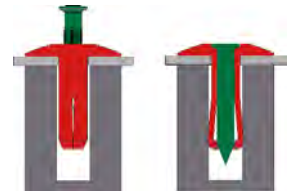
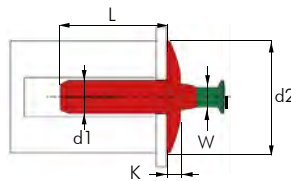








ALUMINIUM/STAINLESS STEEL A2

Al Mg 3

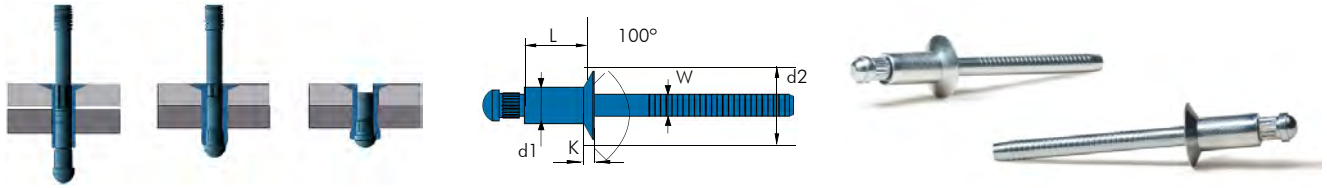
AISI 304







DRIVE RIVET Large head



d1 Ø mm	L Nominal mm	 mm	d2 Ø mm	K mm	W Ø mm	PACKAGING		 E MIN. mm MAX.	 (N)	 (N)	REFERENCE
						 Inner	 Outer				
4,8	7,6	5,00	16,00	2,00	2,75	3.000	3.000	2,9 - 4,4	3570	1900	G1509004808
	10,2					3.000	3.000	4,4 - 7,0			G1509004810
	12,7					3.000	3.000	7,0 - 9,5			G1509004813
	15,3					3.000	3.000	9,5 - 12,1			G1509004815
	17,8					2.500	2.500	12,1 - 14,6			G1509004818
	20,3					2.000	2.000	14,6 - 17,1			G1509004820
	22,9					2.000	2.000	17,1 - 19,7			G1509004823
	25,4					2.000	2.000	19,7 - 22,2			G1509004825
	27,9					2.000	2.000	22,2 - 24,8			G1509004828
	30,4					1.500	1.500	24,8 - 26,5			G1509004830
	35,0					1.500	1.500	29,1 - 31,5			G1509004835
	40,0					1.500	1.500	34,1 - 36,5			G1509004840
	50,0					1.000	1.000	44,1 - 46,5			G1509004850

- Resistant to humidity thanks to its special mandrel that plugs the hole in the body of the blind rivet.
- High tensile and shear strength.
- Resistant to vibrations and rattle, thanks to the deformation of the grooved part.



d1 Ø mm	L Nominal mm	 mm	d2 Ø mm	K mm	W Ø mm	PACKAGING		 MIN. mm MAX.	 (N)	 (N)	REFERENCE
						 Inner	 Outer				
6,3	12,8	6,50	11,90	1,80			1.000	3,2 - 6,4	7800	6400	G1C20006413
	15,8							6,4 - 9,5			G1C20006416
	18,8							9,5 - 12,5			G1C20006419
	22,8							12,5 - 16,0			G1C20006423
	25,8							16,0 - 19,0			G1C20006426

Tests according to EN ISO 14589

SPECIAL RIVETS PROFILE CLINCHER



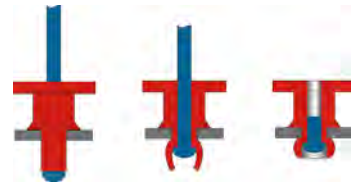
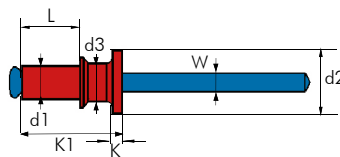
- Stepped body rivet.
- Does not deform surfaces once riveted.
- It does not loosen due to dynamic stresses.
- Possibility of manufacturing in different materials.





PRODUCTS ON DEMAND



ALUMINIUM/STEEL
Al Mg 3,5 Zincplated 3 μ

PROFILE CLINCHER

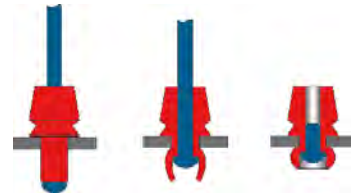
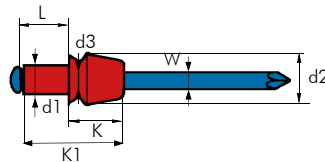






d1 Ø mm	L Nominal mm		d2 Ø mm	d3 Ø mm	K mm	K1 mm	W Ø mm	PACKAGING					REFERENCE	
								Inner	Outer	MIN. mm	MAX.	(N)	(N)	
2,4	5,0	2,50	5,00	3,00	1,00	8,50	1,45	1.000	8.000	3,00		340	490	01900002405





Tests according to EN ISO 14589

ALUMINIUM/STEEL
Al Mg 3,5 Zincplated 3 μ

PROFILE CLINCHER



d1 Ø mm	L Nominal mm		d2 Ø mm	d3 Ø mm	K mm	K1 mm	W Ø mm	PACKAGING					REFERENCE	
								Inner	Outer	MIN. mm	MAX.	(N)	(N)	
3,0	5,0	3,10	4,30	3,60	6,00	11,00	1,80	500	4.000	3,00		350	500	01900003005

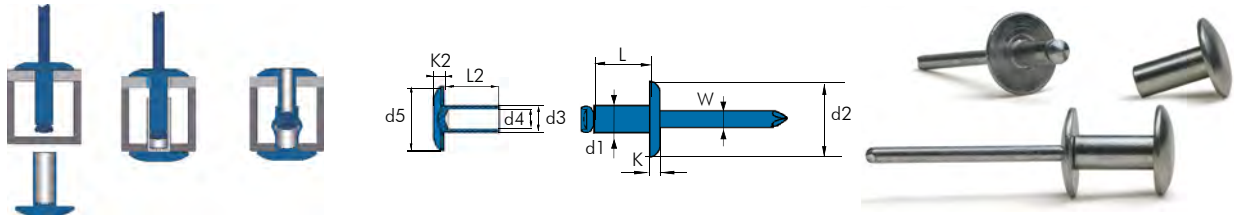
d1 Ø mm	L Nominal mm		d2 Ø mm	d3 Ø mm	K mm	K1 mm	W Ø mm	PACKAGING					REFERENCE	
								Inner	Outer	MIN. mm	MAX.	(N)	(N)	
3,9	7,5	4,10	6,50	5,00	5,90	13,50	2,10	500	6.000	5,00		1700	2000	019000039076




Tests according to EN ISO 14589

GRIPMATE RIVET




Large head

STEEL/STEEL
Zincplated 8 μ Zincplated 3 μ



d1 Ø mm	L Nominal mm		d2 Ø mm	K mm	W Ø mm	PACKAGING		 MIN. mm MAX.	REFERENCE
						Inner	Outer		
4,8	11,0		16,00	2,40	2,93	1.500	1.500	14,0 - 18,0	G1234004811
	14,5					1.500	1.500	19,0 - 22,0	G1234004814

Tests according to EN ISO 14589

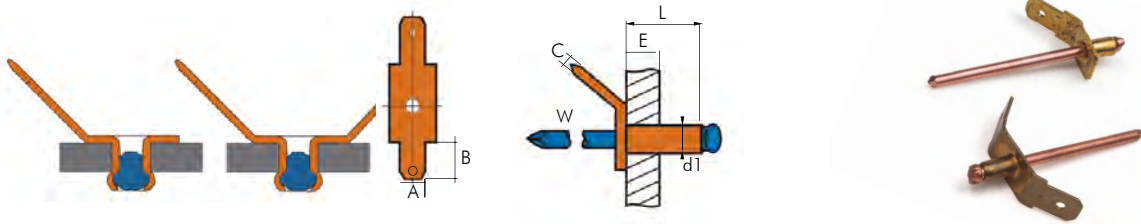
d3 Ø mm	L2 Nominal mm		k2 Ø mm	d4 mm	d5 Ø mm	PACKAGING		 MIN. mm MAX.	REFERENCE
						Inner	Outer		
6,3	9,5		2,60	4,90	16,00	1.500	1.500		G12340063095
	14,5					1.500	1.500		G12340063145




Note: Gripmate components are sold separately.

BRASS MASS-RIVET

Special rivet

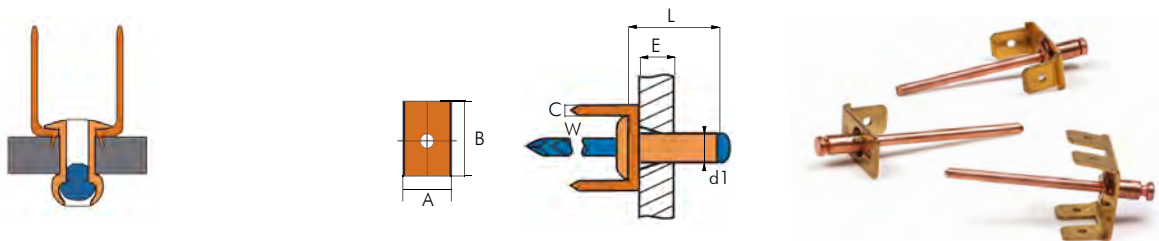
BRASS/STEEL
Coppered






d1 Ø mm	L Nominal mm		A mm	B Ø mm	C Ø mm	W Ø mm	PACKAGING		 MIN. mm MAX.	REFERENCE
							Inner	Outer		
4,0	7		6,30	8,50	0,80	2,40	250	1.500	4,0	01910004007
										01920004007

1 TAB
2 TAB

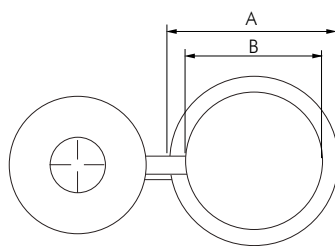
COPPER/STEEL/BRASS
Coppered



d1 Ø mm	L Nominal mm		A mm	B Ø mm	C Ø mm	W Ø mm	PACKAGING		 MIN. mm MAX.	REFERENCE
							Inner	Outer		
3,8	8		6,30	7,80	0,80	2,25	250	1.500	1,2	01910003808
							250	1.500		01920003808
							150	900		01924003808

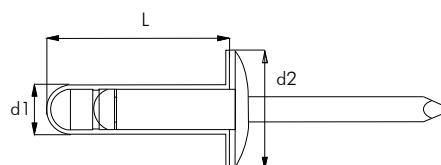
1 TAB
2 TAB
4 TAB

SPECIAL

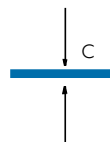
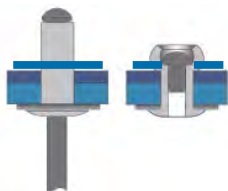


For rivets d1 Ø mm	RAL	A mm	B mm	C mm	PACKAGING		REFERENCE	
					Inner	Outer		
3,2 4,0 4,8	Black	9005	12,00	9,50	4,40	500	4.000	07000N09000
3,2 4,0 4,8	White		12,00	9,50	4,40	500	4.000	07000BL9000
3,2 4,0 4,8	Yellow	1104	12,00	9,50	4,40	500	4.000	07000J19000
3,2 4,0 4,8	Grey	7038	12,00	9,50	4,40	500	4.000	07000G09000
3,2 4,0 4,8	Brown	8014	12,00	9,50	4,40	500	4.000	07000M09000
3,2 4,0 4,8	Cream	1015	12,00	9,50	4,40	500	4.000	07000BE9000
3,2 4,0 4,8	Blue	5002	12,00	9,50	4,40	500	4.000	07000A59000

Note: The nylon caps can be used with standard, peeled and trebol rivets with a head diameter up to 9,5 mm.

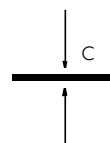
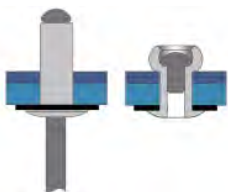


For rivets d1 Ø mm	L Nominal mm	d1 mm	d2 mm	RAL	PACKAGING		REFERENCE
					Inner	Outer	
4,8	21	5,80	14,00	Black 9005	250	2.000	07000N01400



For rivets d1 Ø mm	A mm	B mm	C mm	BLISTER		REFERENCE
				Inner	Outer	
2,4	2,50	9,00	1,00	1.000	10.000	07210002400
3,0	3,10	9,00	1,00	1.000	10.000	07210003000
3,2	3,30	9,50	1,00	1.000	10.000	07210003200
4,0	4,10	12,00	1,00	500	5.000	07210004000
4,8	4,90	15,00	1,50	250	2.500	07210004800
5,0	5,10	15,00	1,50	250	2.500	07210005000
6,0	6,10	15,00	1,50	250	2.500	07210006000
6,4	6,50	15,00	1,50	250	2.500	07210006400

Note: The washers are used when the material on the back of the application is soft or brittle. Or when the drill on the back is too big. Ideal for repair and replacement of rivets.



For rivets d1 Ø mm	A mm	B mm	C mm	BLISTER		REFERENCE
				Inner	Outer	
3,2	3,00	6,00	0,80	1.000	10.000	07020603001
4,0	3,80	7,00	0,80	1.000	10.000	07020703801
4,0-4,8	4,00	14,00	1,30	250	2.500	07020144001
4,8	4,60	9,00	0,80	1.000	10.000	07020904601
5,0	5,00	8,00	1,30	1.000	10.000	07020805001

Note: The EPDM washers increase the tightness of rivets and nuts. They can be easily placed on the fastening element.

SPEED RIVETS

They are supplied pre-loaded on a paper strip and are laid using a single mandrel repeat system.



- At the end of a riveting cycle, the next rivet is automatically fed into the tool's nozzle, ready to start a new riveting cycle.
- The result is a fastener with high clampability and good shear strength.
- High speed riveting eliminates the need for individual mandrel, improving the working area and helping to achieve more sustainable production environments.



BSV

Designed for the joining of soft or low resistance materials.

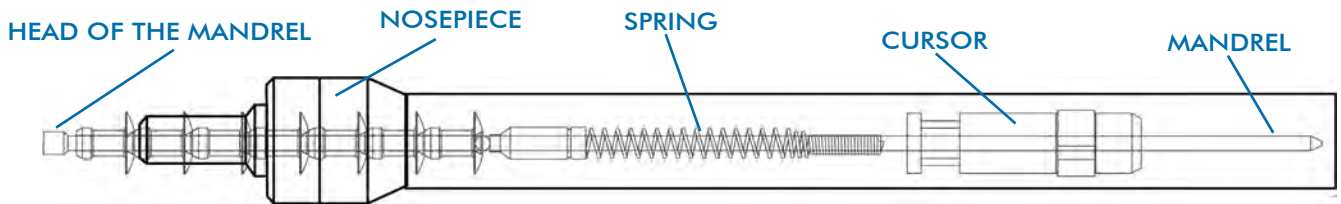
BSR

Suitable for applications in metal, plastic and aluminum alloys.

FEATURES AND BENEFITS

- One-sided and high-speed assembly; the mounting cycle time does not exceed 2 seconds.
- Assembly of high precision and quality.
- Increases productivity, there are no interruptions and up to 60 rivets per minute can be placed.
- Diversity as it is available in different materials, aluminium, steel and stainless steel, and different measures.
- It does not deform surfaces once riveted (painted, enamelled, etc.).
- You can join materials with different types of fabrication: composites, laminated materials, heat treated, etc.
- Conical end to facilitate the embouchure in the drill hole.
- Radial expansion during installation, ensuring an excellent filling of the drill.
- They have no internal mandrel so there are no noises or stalks.
- They are not loosened by vibrations.
- Its bulged or preformed end, offers a high tightness in the union, and a good resistance to shearing.

SPEED RIVETS



PLACEMENT OF SPEED RIVETS RR-10

1. Place the desired nosepiece (Fig. A).
2. Insert the mandrel into the strip of paper containing the rivets (Fig. B).
3. Position the spring at the end of the mandrel (Fig. C).
4. Remove the paper sheath according to the image (Fig.D).
5. Open the nosepiece by hand and place the mandrel with rivets and spring in the riveter (Fig.E).
6. Adjust the distance between the nosepiece and the head of the first rivet (Fig. F).
7. . Connect the compressed air supply.

Place the rivet in the hole and **start the riveting process.**



Figure A

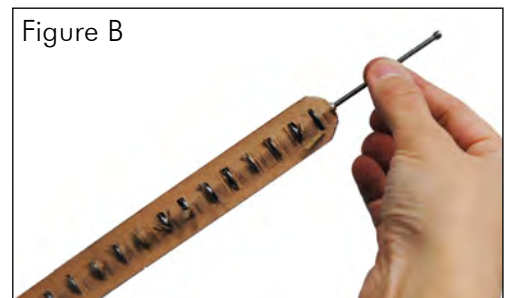


Figure B



Figure C



Figure D

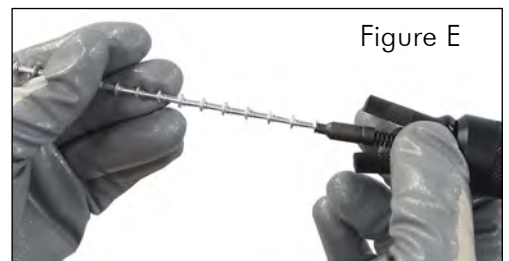
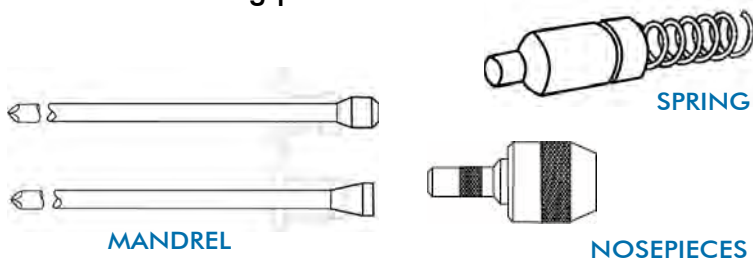


Figure E



Figure F




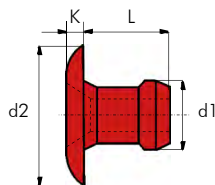
MANDREL


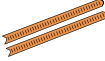




SPRING

NOSEPIECES


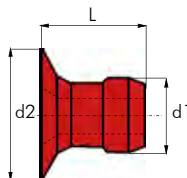
EQUIPMENT


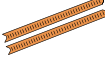




- The equipment always consists of three elements: nosepiece, mandrel and spring.
- The three elements are linked to the rivets and the size of the drill in the application.
- BRALO will help you choose the correct setup, since correctly choosing a nosepiece means correctly done, high-quality riveting.
- The mandrels and springs used in rapid riveting should be selected based on the type of rivet as well as its diameter.



d1 Ø mm	L Nominal mm	 mm	d2 Ø mm	K mm	 N° piezas	PACKAGING  Outer	 MIN. mm, MAX.	 (N)	 (N)	REFERENCE		
3,2	4,3	3,26 - 3,34	6,30	0,95	58	30.000	1,2 - 2,4	720	1260	G1550003204		
	5,3									25.000	2,2 - 3,4	G1550003205
	6,3									20.000	3,2 - 4,4	G1550003206
	7,3									20.000	4,2 - 5,4	G1550003207
	8,3									15.000	5,2 - 6,4	G1550003208
	9,3									15.000	6,2 - 7,5	G1550003209
4,0	4,8	3,97 - 4,04	8,00	1,05	35	23.000	1,0 - 2,0	1100	1700	G1550004004		
	4,9									23.000	1,6 - 2,9	G1550004005
	5,9									20.000	2,7 - 3,9	G1550004006
	6,9									17.000	3,7 - 4,9	G1550004007
	7,9									15.000	4,7 - 5,9	G1550004008
	8,9									13.000	5,7 - 6,9	G1550004009
	9,9									12.000	6,7 - 7,9	G1550004010
4,8	6,1	4,87 - 4,95	9,50	1,20	42	15.000	2,1 - 3,9	1400	1900	G1550004806		
	7,3									13.000	3,7 - 5,2	G1550004807
	8,6									11.000	5,0 - 6,4	G1550004808
	9,9									10.000	6,3 - 7,7	G1550004809
	11,1									9.000	7,5 - 9,0	G1550004811

Note: This range is manufactured under request. For detailed information on minimum quantities and delivery times please contact your BRALO representative.

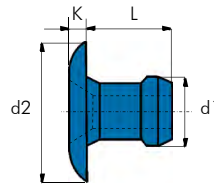
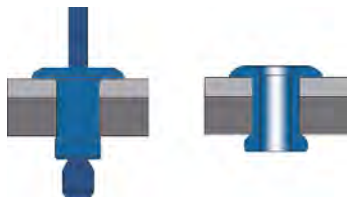



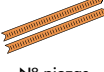




d1 Ø mm	L Nominal mm	 mm	d2 Ø mm	K mm	 N° piezas	PACKAGING  Outer	 MIN. mm, MAX.	 (N)	 (N)	REFERENCE		
3,2	4,8	3,26 - 3,34	5,40	0,75	65	30.000	1,6 - 2,7	700	1000	G1552003204		
	5,8									25.000	2,6 - 3,8	G1552003205
	6,8									20.000	3,6 - 4,8	G1552003206
	7,8									20.000	4,6 - 5,8	G1552003207
	8,8									17.000	5,6 - 6,8	G1552003208
4,0	5,2	3,97 - 4,04	6,50	1,05	58	25.000	1,6 - 2,9	1100	1700	G1552004005		
	5,7									23.000	2,2 - 3,4	G1552004055
	6,2									20.000	2,7 - 3,9	G1552004006
	7,2									20.000	3,7 - 4,9	G1552004007
	8,2									15.000	4,7 - 5,9	G1552004008
	9,2									15.000	5,7 - 6,9	G1552004009

Note: This range is manufactured under request. For detailed information on minimum quantities and delivery times please contact your BRALO representative.

SPEED RIVET BSR Dome head

STEEL

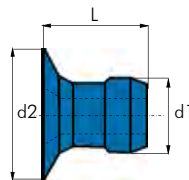




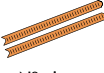




d1 Ø mm	L Nominal mm	 mm	d2 Ø mm	K mm	 N° piezas	PACKAGING  Outer	 MIN. mm, MAX.	 (N)	 (N)	REFERENCE
3,2	3,8	3,26 - 3,34	6,30	0,95	65	30.000	1,0 - 1,9	1100	1800	G1560003203
	4,3									G1560003204
	5,3									G1560003205
	6,3									G1560003206
	7,3									G1560003207
	8,3									G1560003208
	9,3									G1560003209
4,0	4,9	3,97 - 4,04	8,00	1,05	52	23.000	1,6 - 2,9	1600	2800	G1560004005
	5,4									G15600040055
	5,9									G1560004006
	6,9									G1560004007
	7,9									G1560004008
	8,9									G1560004009
4,8	5,4	4,85 - 4,93	9,50	1,20	46	15.000	1,7 - 3,3	2200	3700	G1560004805
	6,1									G1560004806
	7,3									G1560004807
	8,6									G1560004808
	9,9									G1560004809
	11,1									G1560004811

Note: This range is manufactured under request. For detailed information on minimum quantities and delivery times please contact your BRALO representative.

SPEED RIVET BSR Countersunk head

STEEL




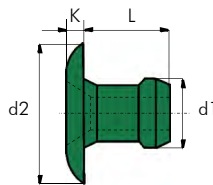
d1 Ø mm	L Nominal mm	 mm	d2 Ø mm	K mm	 N° piezas	PACKAGING  Outer	 MIN. mm, MAX.	 (N)	 (N)	REFERENCE
3,2	4,3	3,26 - 3,34	5,40	0,75	70	30.000	1,3 - 2,0	900	1600	G1562003203
	4,8									G1562003204
	5,8									G1562003205
	6,8									G1562003206
	7,8									G1562003207
	8,8									G1562003208
4,0	5,2	3,97 - 4,04	6,50	1,05	58	25.000	1,6 - 2,9	1100	1700	G1562004005
	5,7									G15620040055
	6,2									G1562004006
	7,2									G1562004007
	8,2									G1562004008
	9,2									G1562004009


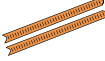




Note: This range is manufactured under request. For detailed information on minimum quantities and delivery times please contact your BRALO representative.

SPEED RIVET

STAINLESS STEEL A2

SPEED RIVET BSR Dome head

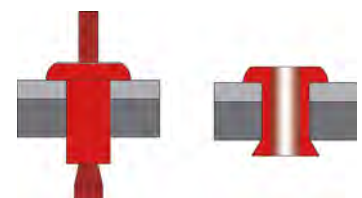
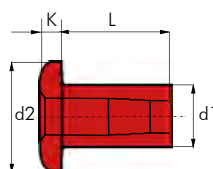



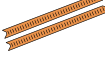




d1 Ø mm	L Nominal mm	 mm	d2 Ø mm	K mm	 N° piezas	PACKAGING  Outer	 E MIN. mm MAX.	 (N)	 (N)	REFERENCE		
3,2	4,3	3,26 - 3,34	6,30	0,95	58	30.000	1,2 - 2,4	1300	2000	G1570003204		
	5,3									25.000	2,2 - 3,4	G1570003205
	6,3									20.000	3,2 - 4,4	G1570003206
4,0	4,9	3,97 - 4,04	8,00	1,05	52	23.000	1,6 - 2,9	2400	3500	G1570004004		
	5,4									20.000	2,2 - 3,4	G1570004005
	5,9									20.000	2,7 - 3,9	G1570004006
	6,9									17.000	3,7 - 4,9	G1570004007
4,8	5,4	4,85 - 4,93	9,50	1,20	46	15.000	1,7 - 3,3	3500	5100	G1570004805		
	6,1									15.000	2,1 - 3,9	G1570004806
	7,3									13.000	3,7 - 5,2	G1570004807

Note: This range is manufactured under request. For detailed information on minimum quantities and delivery times please contact your BRALO representative.

ALUMINIUM

SPEED RIVET BSV Dome head

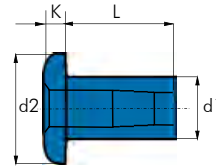
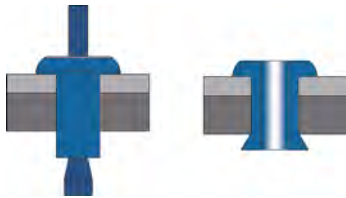



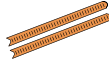




d1 Ø mm	L Nominal mm	 mm	d2 Ø mm	K mm	 N° piezas	PACKAGING  Outer	 E MIN. mm MAX.	 (N)	 (N)	REFERENCE		
3,2	3,2	3,30-3,35	5,20	1,20	70	30.000	0,5 - 1,6	500		G1510003203		
	4,8									25.000	1,6 - 3,2	G1510003204
	6,4									20.000	3,2 - 4,8	G1510003206
	7,9									17.000	4,8 - 6,4	G1510003207
	9,5									15.000	6,4 - 7,9	G1510003209
	11,1									12.000	7,9 - 9,5	G1510003211
4,0	4,8	4,10-4,15	6,20	1,50	46	20.000	1,6 - 3,2	700		G1510004004		
	6,4									17.000	3,2 - 4,8	G1510004005
	7,9									15.000	4,8 - 6,4	G1510004006
	9,5									12.000	6,4 - 7,9	G1510004007
	11,1									9.000	7,9 - 9,5	G1510004008
4,8	5,6	4,85-4,95	8,60	1,80	38	13.000	1,6 - 3,2	1000		G1510004805		
	7,2									12.000	3,2 - 4,8	G1510004807
	8,8									10.000	4,8 - 6,4	G1510004808
	10,3									9.000	6,4 - 7,9	G1510004810
	11,9									8.000	7,9 - 9,5	G1510004811

Note: This range is manufactured under request. For detailed information on minimum quantities and delivery times please contact your BRALO representative.

SPEED RIVET BSV Dome head

STEEL

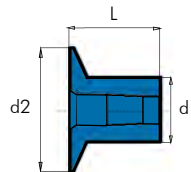




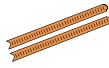




d1 Ø mm	L Nominal mm	 mm	d2 Ø mm	K mm	 N° piezas	PACKAGING  Outer	 E MIN. mm, MAX.	 (N)	 (N)	REFERENCE
3,2	3,2	3,27-3,34	5,20	1,20	70	30.000	0,5 - 1,6	1000		G1520003203
	4,8									G1520003205
	6,4									G1520003206
	7,9									G1520003207
	9,5									G1520003209
	11,1									G1520003211
4,0	4,8	4,10-4,15	6,20	1,50	46	20.000	1,6 - 3,2	1400		G1520004004
	6,4									G1520004006
	7,9									G1520004007
	9,5									G1520004009
	11,1									G1520004011
4,8	5,6	4,85-4,95	8,60	1,80	38	13.000	1,6 - 3,2	2400		G1520004805
	7,2									G1520004807
	8,8									G1520004808
	10,3									G1520004810
	11,9									G1520004812

Note: This range is manufactured under request. For detailed information on minimum quantities and delivery times please contact your BRALO representative.

SPEED RIVET BSV Countersunk head

STEEL



d1 Ø mm	L Nominal mm	 mm	d2 Ø mm	K mm	 N° piezas	PACKAGING  Outer	 E MIN. mm, MAX.	 (N)	 (N)	REFERENCE
3,2	3,2	3,28-3,34	5,50		70	30.000	0,5 - 1,6	1000		G1522003203
	4,0									G1522003204
	4,8									G1522003205
	6,4									G1522003206
	7,9									G1522003208
	9,5									G1522003209
4,0	4,8	4,09-4,16	6,50		62	20.000	1,6 - 3,2	1400		G1522004004
	6,4									G1522004006
	7,9									G1522004008
	9,5									G1522004009
	11,2									G1522004011
4,8	5,6	4,85-4,93	8,90		52	15.000	1,6 - 3,2	2400		G1522004805
	7,2									G1522004807
	8,8									G1522004808
	10,3									G1522004810
	11,9									G1522004812

Note: This range is manufactured under request. For detailed information on minimum quantities and delivery times please contact your BRALO representative.

SPEED RIVET

BLIND RIVET NUTS

BRALO rivet nuts provide a fast, reliable and simple fastening system with high quality and resistance.



Air conditioning, lifting, furniture, gutters, containers, HVAC, electrical appliances and home and industrial appliances...



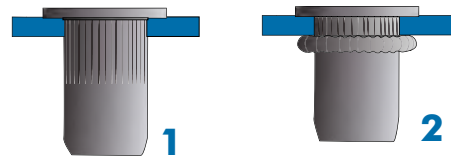
Construction of ventilated facades, profiles, lifelines, metal structures, roofs and facilities.



Automotive, bodywork, truck aluminium sidewalls, tarpaulins and industrial vehicles sectors.

- Rivet nuts are a mechanical fastener that provide a thread feature in applications with soft materials or with a small grip.
- They are used for fastening materials with a single side access, such as hinges, supports or panels.
- As no retouching is necessary after placement, even on already coated or painted pieces, it can be assembled at any stage of production.

RIVETING PROCESS



1. Insert the rivet nut onto the tool and then into the hole. Push the trigger and the tool will set the main body, completely filling the hole through a radial expansion.
2. The rivet nut reduces after being set. Finally, unscrew the nut from the tool.

STANDARD HEAD TYPES



REDUCED HEAD

It offers the possibility of creating a virtual flat surface without the need of countersinking.



COUNTERSUNK HEAD

This type of head creates a flush surface as a countersunk drill is applied in the application.



LARGE HEAD

It provides a large bearing area that strengthens the hole and prevents traction and pulling failures. It can also be used as a separator.

TYPES OF ENDING



OPEN END

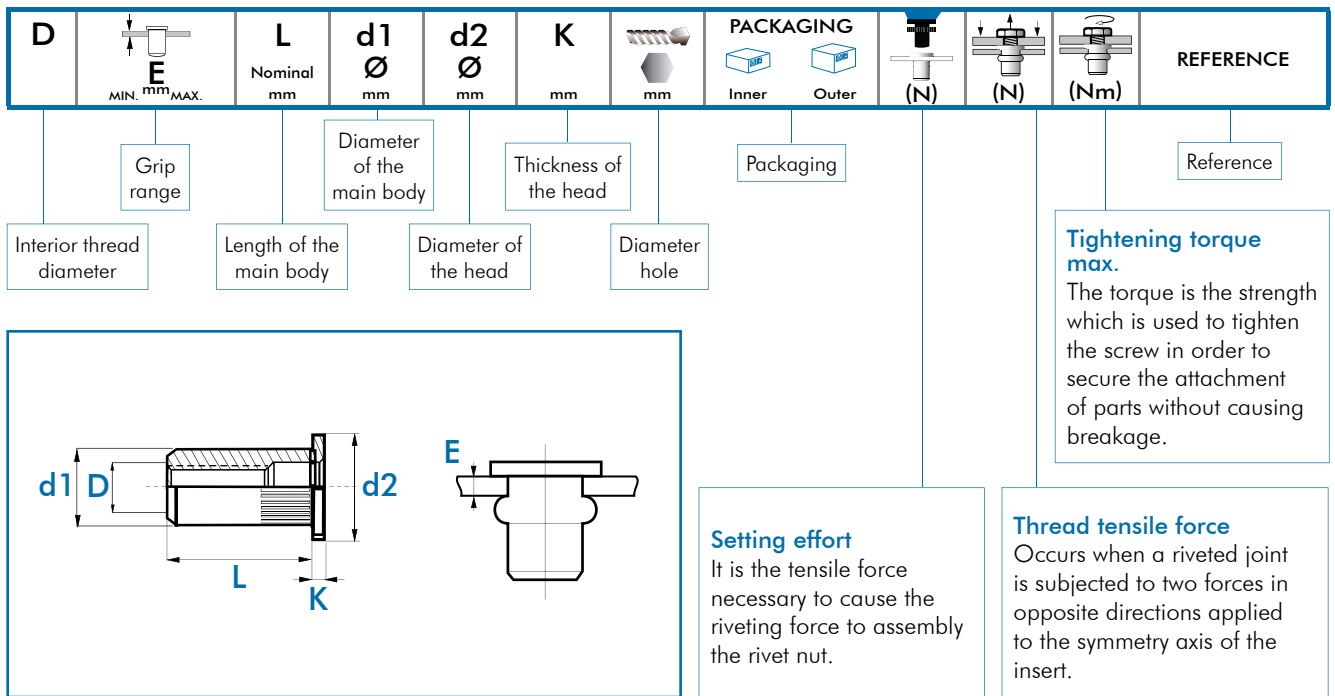
It offers the possibility of inserting a screw in order to get vibration resistance.



CLOSED END

This type of rivet nut is ideal when a sealed end is needed to guarantee a watertight application.

DIMENSIONS

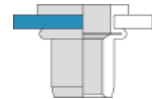


RIVET NUTS TYPES



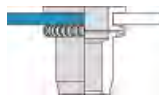
CYLINDRICAL RIVET NUT

Especially designed to work with resistant materials. Particularly used in leveling work. Excellent solution to obtain a resistant thread in parts with a reduced thickness. Its installation can be incorporated at any stage of production.



GROOVED RIVET NUT

Ideal for applications with thin metal sheets, tubes, extrusion or plastic. It resists frequent unscrewing. Improves its resistance to rotation once it has been set. Fast and high precision assembly.



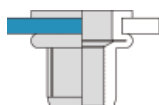
HEXAGON RIVET NUT

Offers an exceptional mechanical resistance. Resistance to rotation and extraction in thin sheets. Fast and high precision assembly. Withstands frequent unscrewing.




HALF HEXAGON RIVET NUT

Exceptional mechanical resistance. Fast and high precision assembly. Ideal for applications with thin metal sheets, tubes, extrusion or plastic. The conical end of the body and the hexagonal shape allow for an easy insertion.



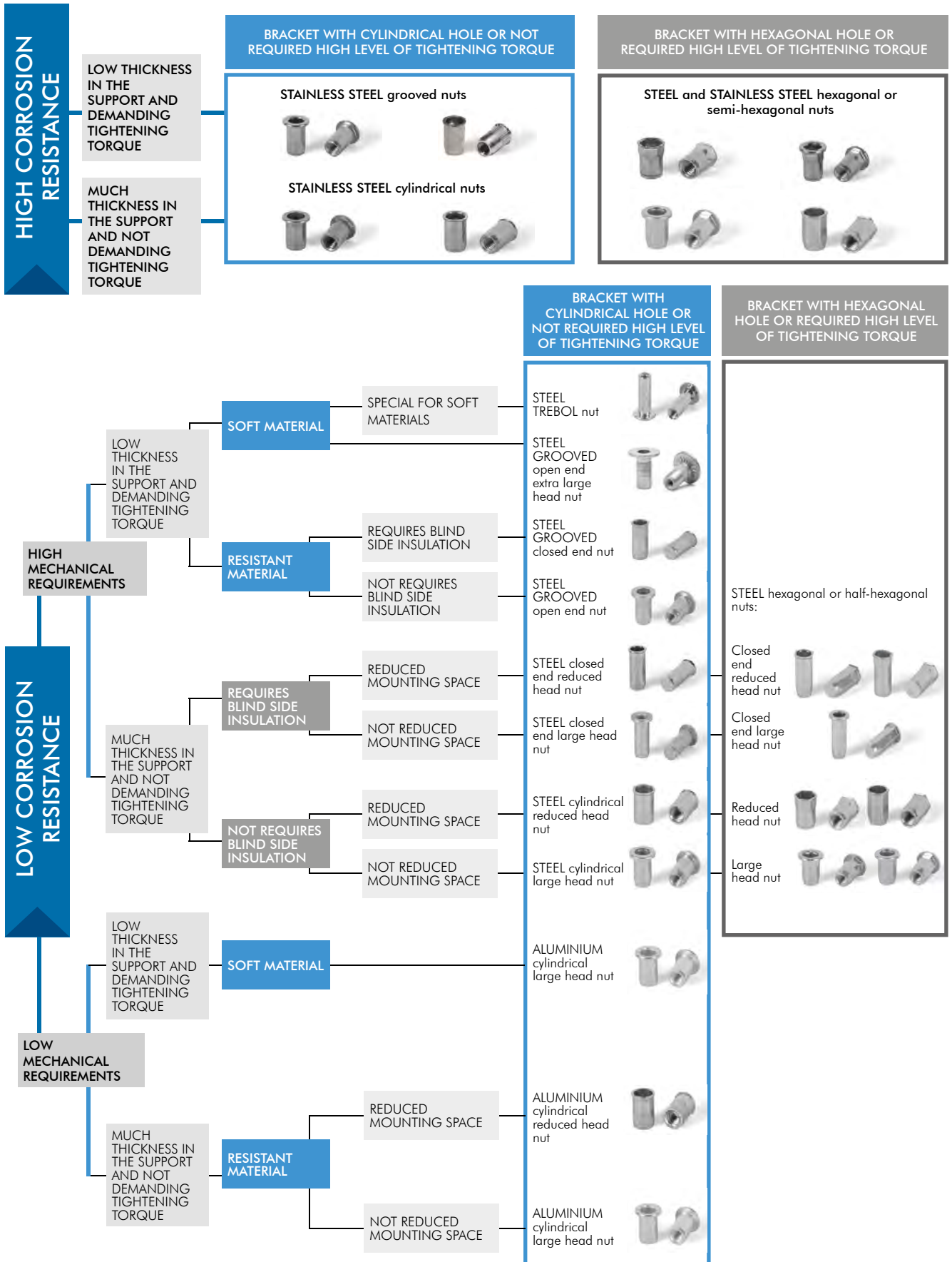
GROOVED AND HALF HEXAGON BLIND RIVET STUD

Allows for a pre-installation of the piece to be screwed onto the male thread. Designed for use with applications with heavy parts or those where access is difficult. Used in air conditioning systems, electrical appliances and electronics. Improves the resistance to rotation.



RIVET NUT SELECTION GUIDE

HOW TO CHOOSE THE RIGHT PRODUCT FOR YOUR APPLICATION



WHEN INSULATION OF THE BLIND SIDE OR TIGHTENING IS REQUIRED, CLOSED END NUTS MUST BE MADE UPON REQUEST.
 IN BRALO WE HAVE COUNTERSUNK HEAD NUTS THAT OFFER A FLAT SURFACE BECAUSE THEIR DRILL IS ALSO COUNTERSUNKED.

1 Diameter of the head.
BRALO offer many different sizes ranging from M3 to M12. Head selected according to the base material.

2 Nut shape.
There are six types of BRALO nuts: plain, grooved, hexagonal, semi-hexagonal, trebol and rivet stud. also have diverse characteristics such as torque setting, strengths and materials.

3 Types of head.
Three types of heads, low head, countersunk and wide, depending on the finish you want to achieve.

4 Range to assemble.
It is necessary to choose the nut that has the parameters within the range of the work to assemble.

5 Corrosion resistance.
We shall attempt to break the contact between the two metals to reduce the corrosion, by using zincplatings, protective coatings or paintings, that prevent any contact between materials: galvanised, anodised, zinc nickel, etc. (See p.16).

SPECIAL NUTS UNDER REQUEST



SEALING PARTS

At Bralo, to guarantee the watertightness of the fixings, we have two possible solutions applicable to both rivets, rivet nuts and special pieces: Custom polymeric washers and sealant application.



TREATMENT BY SEALANT

It consists of an elastic, heat-cured polyurethane applied under the head of the rivet or nut in question. When riveting, the SEALANT adapts to the geometry, guaranteeing tightness.

ADVANTAGES OF TREATMENT BY SEALANT

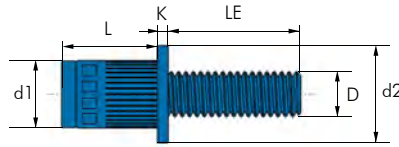

- Replaces washers, o-rings and resins.
- Immediate and effective sealing after assembly.
- Product attached to the piece. Eliminates the possibility of disassembly or assembly error.
- Resistance to water, oils, coolants, brake fluids, gases etc.
- It is applied to pieces of type of materials: steel, stainless steel, aluminum ...
- And it can be installed in all kinds of applications such as steel, aluminum, stainless, composite and plastic plates.
- This coating can be applied on small pieces.





COLOUR	DEGREES
Light Blue	+160 C°
Dark Blue	+100 C°

GROOVED BLIND RIVET STUD

Large head - Closed end

STEEL
Zincplated 8 μ

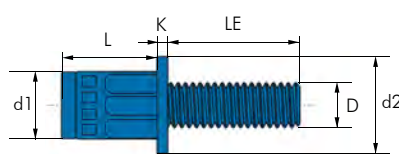







D	 MIN. mm MAX.	L Nominal mm	d1 Ø mm	d2 Ø mm	K mm	LE mm	 mm	PACKAGING		REFERENCE
								 Inner	 Outer	
M5	0,5 - 3,0	13,00	7,00	10,00	1,00	14,00	7,10	500	3.000	0370005014
	1,0 - 3,0	15,70	9,00	12,00	1,50	14,00	9,10	250	1.500	0370006014
M6	1,0 - 3,0	15,70				19,00		200	1.200	0370006019
	1,0 - 3,0	15,70				24,00		150	900	0370006024
M8	1,0 - 3,0	18,50	15,00	15,00	1,50	19,00	11,10	150	900	0370008019
	1,0 - 3,0	18,50				24,00		100	600	0370008024

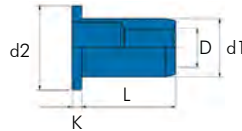
HALF-HEXAGON BLIND RIVET STUD








Large head - Closed end

STEEL
Zincplated 8 μ



D	 MIN. mm MAX.	L Nominal mm	d1 Ø mm	d2 Ø mm	K mm	LE mm	 mm	PACKAGING		REFERENCE
								 Inner	 Outer	
M5	0,5 - 3,0	13,00	7,00	10,00	1,00	14,50	7,10	500	3.000	0370105014
	1,0 - 3,0	15,70	9,00	13,00	1,50	14,50	9,10	250	1.500	0370106014
M6	1,0 - 3,0	15,70				19,50		200	1.200	0370106019
	1,0 - 3,0	15,70				24,50		150	900	0370106024
M8	1,0 - 3,0	18,50	18,98	15,00	1,50	19,00	11,10	150	900	0370108019
	1,0 - 3,0	18,50				24,00		100	600	0370108024



D	 E MIN. mm MAX.	L Nominal mm	d1 Ø mm	d2 Ø mm	K mm	 L mm	PACKAGING		 (N)	 (N)	 (Nm)	REFERENCE
							 Inner	 Outer				
M4	0,5 - 2,0	9,70	5,90	8,50	0,80	6,10	500	4.000	4400	8900	4,0	0301104006
	2,0 - 4,0	11,20					500	4.000				0301114006 *
M5	0,5 - 3,0	12,00	6,90	10,00	1,00	7,10	500	4.000	5300	9800	4,8	0301105007
	3,0 - 5,5	16,00					500	4.000				0301115007
	5,5 - 8,0	18,00					500	3.000				0301185007
M6	0,5 - 3,0	14,50	8,90	13,00	1,50	9,10	250	2.000	6500	19100	12,0	0301106009
	3,0 - 5,5	16,50					250	1.500				0301116009
	5,5 - 8,0	21,50					250	1.500				0301186009
M8	0,5 - 3,0	16,50	10,95	16,00	1,50	11,10	250	1.500	8350	29800	23,0	0301108011
	3,0 - 5,5	18,50					200	1.200				0301118011
	5,5 - 8,0	22,50					150	900				0301188011
	8,0 - 10,5	25,50					150	900				03011108011
M10	1,0 - 3,5	17,50	11,95	16,00	1,60	12,10	150	900	12000	34000	30,0	0301101012
	1,0 - 3,5	19,50	12,95	19,00	2,00	13,00	150	900	13600	39200	105,6	0301101013 *
M10	3,5 - 6,0	21,50						500				G301111013 *
	5,5 - 8,0	27,00						500				G301181013 *
M12	1,0 - 4,0	25,00	15,95	23,00	2,00	16,10		500	18000	57800	54,0	G301101216 *

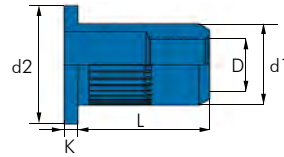
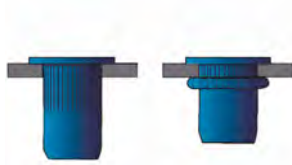
* In these metrics we have rivet nuts without grooves in the lower part of the head.










GROOVED RIVET NUT

Large head - Open end

STEEL
Zincplated 8 μ



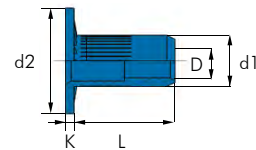
D	 E MIN. mm MAX.	L Nominal mm	d1 Ø mm	d2 Ø mm	K mm	 mm	PACKAGING		 (N)	 (N)	 (Nm)	REFERENCE
							 Inner	 Outer				
M3	0,25 - 2,00	9,20	4,90	8,00	0,80	5,10	500	4.000	2400	4100	2,2	0371103005
M4	0,50 - 2,00	9,70	5,90	9,00	0,80	6,10	500	4.000	3900	7900	4,5	0371104006
	2,00 - 4,00	12,20					500	4.000				0371114006
M5	0,50 - 3,00	12,00	6,90	10,00	1,00	7,10	500	4.000	5100	11300	7,5	0371105007
	3,00 - 5,50	15,50					500	4.000				0371115007
M6	0,50 - 3,00	14,50	8,95	13,00	1,50	9,10	250	2.000	6500	20600	17,8	0371106009
	3,00 - 5,50	16,50					250	1.500				0371116009
	0,50 - 2,00	13,00					250	2.000				0371136009
M8	0,50 - 3,00	17,00	10,95	16,00	1,50	11,10	250	1.500	8400	29800	34,5	0371108011
	3,00 - 5,50	18,50					200	1.200				0371118011
M10	1,00 - 3,50	19,50	12,95	19,00	2,00	13,10	150	900	11000	43300	60,0	0371101013
	3,50 - 6,00	21,50					100	600				0371111013
	2,40 - 4,00	19,50						1.000				G371121013
M12	1,00 - 4,00	25,00	15,90	23,00	2,00	16,10		500	14700	47700	161,5	G371101216








STEEL

GROOVED RIVET NUT

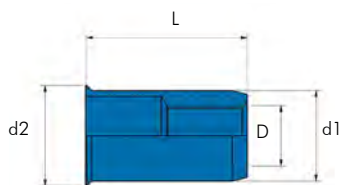
Extra large head - Open end








STEEL
Zincplated










D	 E MIN. mm MAX.	L Nominal mm	d1 Ø mm	d2 Ø mm	K mm	 mm	PACKAGING		 (N)	 (N)	 (Nm)	REFERENCE
							 Inner	 Outer				
M5	3,0 - 5,0	17,70	9,00	18,50	1,50	9,10		1.000	8700	15300	13,0	G371705009T1
M6	2,4 - 4,5	17,70	8,95	18,30	1,50	9,10		1.000	8600	15000	13,0	G371706009T





D	 E MIN. mm MAX.	L Nominal mm	d1 Ø mm	d2 Ø mm	 mm	PACKAGING		 (N)	 (N)	 (Nm)	REFERENCE
						 Inner	 Outer				
M4	0,5 - 2,0	10,00	5,95	7,00	6,10	500	4.000	3400	7200	1,5	0301204005
M5	0,5 - 3,0	11,50	6,90	8,20	7,10	500	4.000	5300	9800	5,7	0301205006
M6	0,5 - 2,5	14,00	8,90	10,50	9,10	500	3.000	6500	19100	6,5	0301206008
M8	0,5 - 3,0	16,00	10,95	11,60	11,10	250	1.500	8350	29800	8,6	0301208010

For drills in mm.

D	 E MIN. mm MAX.	L Nominal mm	d1 Ø mm	d2 Ø mm	 mm	PACKAGING		 (N)	 (N)	 (Nm)	REFERENCE
						 Inner	 Outer				
M3	0,5 - 2,0	8,70	4,70	5,30	4,80	1.000	8.000	1700	4400	1,2	0301203005
M4	0,5 - 2,0	10,50	6,25	7,10	6,40	500	4.000	3400	7200	1,5	0301204006
M5	0,5 - 2,5	12,00	7,05	7,85	7,20	500	4.000	5300	9800	5,7	0301205007
M6	0,5 - 3,0	14,00	9,45	10,40	9,60	500	3.000	6500	19100	6,5	0301206009
M8	0,5 - 3,0	16,00	10,50	11,60	10,60	250	1.500	8350	29800	8,6	0301208011*
M10	0,7 - 3,2	19,00	12,70	13,90	12,80	150	900				0301201013

For drills in inches.

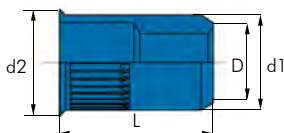
* These nuts will be supplied with the grooved body.










GROOVED RIVET NUT

Reduced head - Open end

STEEL
Zincplated 8 μ

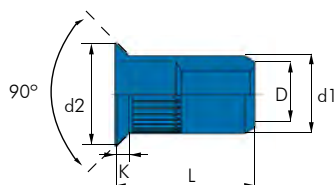









D	 MIN. mm MAX.	L Nominal mm	d1 Ø mm	d2 Ø mm	K mm	 mm	PACKAGING		 (N)	 (N)	 (Nm)	REFERENCE
							 Inner	 Outer				
M3	0,5 - 2,0	9,00	4,90	6,00		5,10	1.000	8.000				0371203005
M4	0,5 - 2,0	10,00	5,95	7,00		6,10	500	4.000	3900	7900	2,9	0371204006
M5	0,5 - 3,0	11,50	6,90	8,00		7,10	500	4.000	5300	10700	7,0	0371205007
M6	0,5 - 3,0	14,00	8,90	10,00		9,10	500	3.000	7100	16500	10,1	0371206009
	3,0 - 5,5	17,00					500	3.000				0371216009
M8	0,5 - 3,0	16,50	10,95	12,00		11,10	250	1.500	8400	29800	15,0	0371208011
	3,0 - 5,5	18,50					250	1.500				0371218011
M10	0,7 - 3,5	21,00	12,95	14,00		13,10	150	900	11000	43300	60,0	0371201013
	3,0 - 5,5	23,50						500				G371211013
M12	1,0 - 4,0	24,20	15,95	17,50		16,10		500	14700	47700	145,0	G371201216

GROOVED RIVET NUT

Countersunk head - Open end

STEEL
Zincplated 8 μ



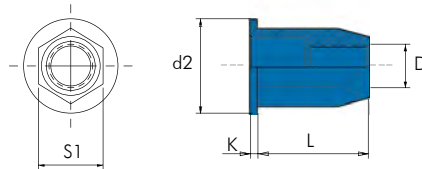
D	 MIN. mm MAX.	L Nominal mm	d1 Ø mm	d2 Ø mm	K mm	 mm	PACKAGING		 (N)	 (N)	 (Nm)	REFERENCE
							 Inner	 Outer				
M4	1,50 - 3,00	11,00	5,95	8,20	1,40	6,10	500	4.000	3900	7900	3,3	0371304006
M5	1,50 - 4,00	13,00	6,95	9,60	1,60	7,10	500	4.000	5800	9800	6,5	0371305007
M6	1,50 - 4,00	16,00	8,95	11,70	1,60	9,10	250	2.000	7100	19600	20,0	0371306009
M8	1,50 - 4,00	18,50	10,95	13,50	1,60	11,10	250	1.500	8400	29800	22,0	0371308011
	2,00 - 4,50	18,50					250	1.500				0371328011
M10	1,50 - 4,00	22,00	12,95	15,80	1,60	13,10	150	900	11000	43300	60,0	0371301013










STEEL

Zincplated 8 μ

HEXAGON RIVET NUT Large head - Open end



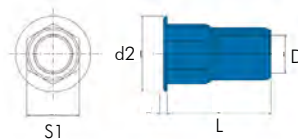
D	 E MIN. mm MAX.	L Nominal mm	S1 \emptyset mm	d2 \emptyset mm	K mm	 mm	PACKAGING		 (N)	 (N)	 (Nm)	REFERENCE
							 Inner	 Outer				
M4	0,5 - 2,5	10,20	5,90	9,00	0,80	6,10	500	4.000	3400	7900	4,8	0311104006
M5	0,5 - 3,0	13,00	6,90	10,00	1,00	7,10	500	4.000	4900	11500	10,5	0311105007
M6	0,5 - 3,0	14,50	8,95	13,00	1,50	9,10	250	2.000	7100	19100	22,0	0311106009
M8	0,5 - 3,0	16,50	10,95	16,00	1,50	11,10	250	1.500	9600	30000	40,0	0311108011
	3,0 - 5,5	19,50					200	1.200				0311118011
M10	1,0 - 3,5	19,50	12,95	19,00	2,00	13,10	150	900	12600	43000	88,0	0311101013
	3,5 - 6,5	23,50						500				G311111013
M12	1,0 - 4,0	25,00	15,90	23,00	2,00	16,10		500	19100	57800	115,0	0311101216








STEEL

STEEL

Zincplated 8 μ

HALF-HEXAGON RIVET NUT Plane head - Open end



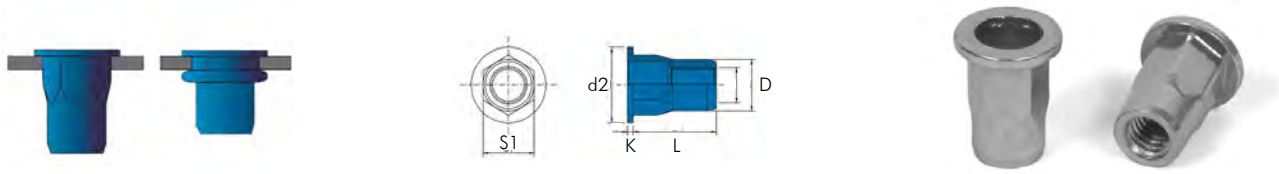
D	 E MIN. mm MAX.	L Nominal mm	S1 \emptyset mm	d2 \emptyset mm	 mm	PACKAGING		 (N)	 (N)	 (Nm)	REFERENCE
						 Inner	 Outer				
M4	0,5 - 2,0	10,50	6,30	9,50	6,10	500	4.000	2800	7900	4,8	0331504006
M5	0,5 - 3,3	11,80	7,10	9,90	7,20	500	4.000	5300	9800	9,4	0331505007
M6	0,7 - 4,2	14,90	9,50	13,00	9,60	500	3.000	7100	19000	22,0	0331506009
M8	0,7 - 3,8	17,40	12,70	16,65	12,70	250	1.500				0331508012
M10	0,7 - 3,8	17,40	12,65	16,65	12,70						0331501013
M12	1,6 - 5,1	29,20	17,50	21,90	17,50						0331501216










CYLINDRICAL HEXAGON RIVET NUT

Large head - Open end

STEEL
Zincplated 8 μ

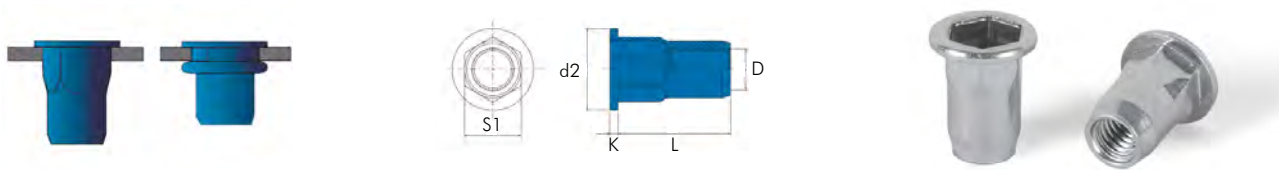









D	 E MIN. mm MAX.	L Nominal mm	S1 Ø mm	d2 Ø mm	K mm	 mm	PACKAGING		 (N)	 (N)	 (Nm)	REFERENCE
							 Inner	 Outer				
M4	0,5 - 2,5	9,00	5,95	9,00	0,90	6,10	500	4.000	3400	7900	4,8	0334104006
M5	0,5 - 3,0	12,50	6,95	10,00	1,00	7,10	500	4.000	7000	9800	6,5	0334105007
M6	0,5 - 3,0	14,50	8,95	13,00	1,50	9,10	250	2.000	6000	16500	25,0	0334106009
M10	0,8 - 3,0	20,00	12,95	19,00	2,00	13,10	150	900	13400	36000	60,0	0334101013
M12	1,0 - 4,0	25,50	15,95	23,00	2,20	16,10		500	19100	44000	126,0	G334101216

HALF-HEXAGON RIVET NUT

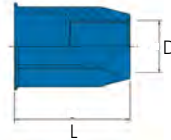
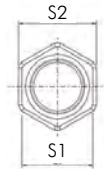
Large head - Open end








STEEL
Zincplated 8 μ



D	 E MIN. mm MAX.	L Nominal mm	S1 Ø mm	d2 Ø mm	K mm	 mm	PACKAGING		 (N)	 (N)	 (Nm)	REFERENCE
							 Inner	 Outer				
M6	0,5 - 3,0	14,50	8,95	13,00	1,50	9,10	250	2.000	7100	19100	22,0	0331106009
M8	0,5 - 3,0	16,50	10,95	16,00	1,50	11,10	250	1.500	7500	29800	40,0	0331108011
M12	1,0 - 4,0	25,00	15,95	23,00	2,00	16,10		500	17200	44000	115,0	0331101216






D	 E MIN. mm MAX.	L Nominal mm	S1 Ø mm	S2 Ø mm	 mm	PACKAGING		 (N)	 (N)	 (Nm)	REFERENCE
						 Inner	 Outer				
M4	0,5 - 2,0	11,00	5,90	7,20	6,10	500	4.000	3400	7900	4,1	0311204006
M5	0,5 - 3,0	14,50	6,90	8,00	7,10	500	4.000	4900	9800	6,5	0311205007
	3,0 - 5,5	16,00									0311215007
M6	0,5 - 3,0	16,00	8,90	10,00	9,10	500	3.000	7500	19100	12,0	0311206009
	3,0 - 5,5	18,00									0311216009
M8	0,5 - 3,0	18,00	10,90	12,00	11,10	250	1.500	8000	27600	36,3	0311208011
	3,0 - 5,5	20,50									G311218011
M10	0,5 - 3,5	22,00	12,95	14,00	13,10	150	900	10500	42500	70,0	0311201013
	3,5 - 6,0	24,00									G311211013
M12	1,0 - 4,0	25,00	15,95	17,50	16,10	100	600	21500	>57800	93,0	0311201216
	4,0 - 8,0	28,00									G311281216










HALF-HEXAGON RIVET NUT








Reduced head - Open end

STEEL
Zincplated 8 μ



D	 MIN. mm MAX.	L Nominal mm	S1 Ø mm	S2 Ø mm	 mm	PACKAGING		 (N)	 (N)	 (Nm)	REFERENCE
						 Inner	 Outer				
M4	0,5 - 2,5	10,50	5,95	6,80	6,10	500	4.000	2600	7500	5,0	0331204005
M5	0,5 - 3,0	11,70	6,95	8,00	7,10	500	4.000	4100	10000	6,2	0331205006
M6	0,5 - 3,0	14,50	8,95	10,00	9,10	500	3.000	3400	19600	15,5	0331206008
M8	0,5 - 3,5	16,50	10,95	12,00	11,10	250	1.500	7200	20000	39,0	0331208010

For drills in mm.

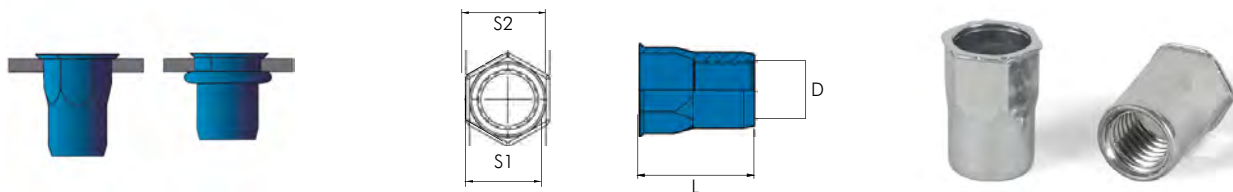
D	 MIN. mm MAX.	L Nominal mm	S1 Ø mm	S2 Ø mm	 mm	PACKAGING		 (N)	 (N)	 (Nm)	REFERENCE
						 Inner	 Outer				
M4	0,5 - 2,5	10,50	6,35	7,00	6,40	500	4.000	2900	7900	4,6	0331204006
M5	0,5 - 3,0	12,00	7,10	7,80	7,20	500	4.000	4100	10000	6,2	0331205007
M6	0,5 - 3,0	14,50	9,50	10,60	9,60	500	3.000	4700	15000	15,0	0331206009
M8	0,5 - 3,5	16,50	10,50	11,50	10,60	250	1.500	7200	20000	39,0	0331208011








For drills in inches.

CYLINDRICAL HEXAGON RIVET NUT

Reduced head - Open end

STEEL
Zincplated 8 μ



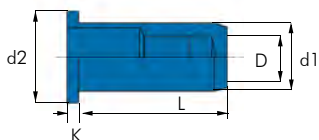
D	 MIN. mm MAX.	L Nominal mm	S1 Ø mm	S2 Ø mm	 mm	PACKAGING		 (N)	 (N)	 (Nm)	REFERENCE
						 Inner	 Outer				
M6	0,5 - 3,0	15,00	8,95	10,00	9,10	500	3.000	7100	18700	20,0	0334206009
	3,0 - 5,5	17,50				500	3.000				
M8	3,0 - 5,5	20,00	10,95	12,00	11,10	250	1.500	8800	28000	32,0	0334218011
M10	1,0 - 3,5	20,00	12,95	14,00	13,10	150	900	13200	33400	52,0	0334201013
	3,5 - 6,0	24,00				150	900				










STEEL



Grooved



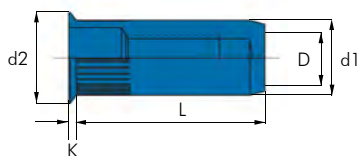
D	 MIN. mm MAX.	L Nominal mm	d1 Ø mm	d2 Ø mm	K mm	 mm	PACKAGING		 (N)	 (N)	 (Nm)	REFERENCE
							 Inner	 Outer				
M4	0,5 - 2,5	15,70	5,95	9,00	0,80	6,10	500	4.000	4400	7900	3,0	0301404006
M5	0,5 - 2,5	18,00	6,90	10,00	1,00	7,10	500	3.000	5300	9800	7,0	0301405007 *
M6	0,5 - 3,0	21,50	8,90	12,80	1,50	9,10	250	1.500	6500	19100	12,0	0301406009 *
M8	0,5 - 3,0	23,50	10,90	16,00	1,50	11,10	150	900	8350	29800	23,0	0301408011
M10	1,0 - 4,0	31,00	12,90	19,00	2,00	13,10	50	300	13600	43300	35,1	0301401013








Note: * This rivet nut has grooves under the head.



Without grooves

Note: The M4, M8 and M10 rivet nut hasn't got grooves under the head.



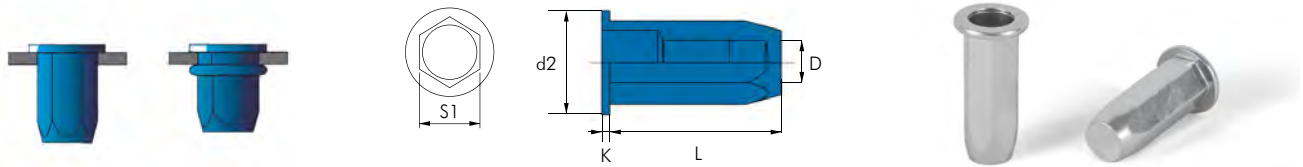
D	 MIN. mm MAX.	L Nominal mm	d1 Ø mm	d2 Ø mm	K mm	 mm	PACKAGING		 (N)	 (N)	 (Nm)	REFERENCE
							 Inner	 Outer				
M4	0,5 - 2,5	15,00	5,95	7,00	0,50	6,10	500	4.000	3000	7000	2,9	0375204006
M5	0,5 - 3,0	18,00	6,95	8,00	0,50	7,10	500	3.000	5800	9800	6,0	0375205007
M6	0,5 - 3,0	21,50	8,95	10,00	0,50	9,10	250	1.500	7100	19000	10,5	0375206009
M8	0,5 - 3,0	22,50	10,95	12,00	0,50	11,10	250	1.500	8400	30000	15,5	0375208011










HEXAGON RIVET NUT

Large head - Closed end

STEEL
Zincplated 8 μ

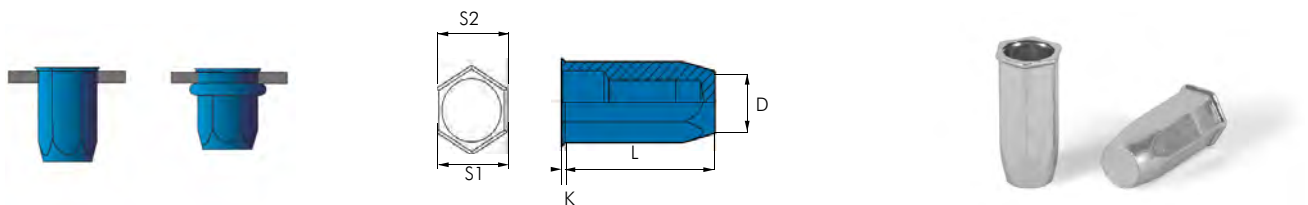









D	 E MIN. mm MAX.	L Nominal mm	S1 Ø mm	d2 Ø mm	K mm	 mm	PACKAGING		 (N)	 (N)	 (Nm)	REFERENCE
							 Inner	 Outer				
M4	0,5 - 2,5	15,00	5,95	9,00	0,80	6,10	500	4.000	3400	7900	4,8	0311404006
M5	0,5 - 3,0	19,00	6,95	10,00	1,00	7,10	500	3.000	4900	9300	6,8	0311405007
M6	0,5 - 3,0	21,50	8,95	13,00	1,50	9,10	250	1.500	6300	19100	17,0	0311406009
M8	0,5 - 3,0	24,50	10,95	16,00	1,50	11,10	150	900	9600	29800	40,0	0311408011
M10	1,0 - 3,5	31,00	12,95	19,00	2,00	13,10		500	12600	43000	70,0	G311401013

HEXAGON RIVET NUT

Reduced head - Closed end

STEEL
Zincplated 8 μ



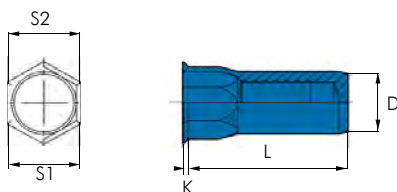
D	 E MIN. mm MAX.	L Nominal mm	S1 Ø mm	S2 Ø mm	K mm	 mm	PACKAGING		 (N)	 (N)	 (Nm)	REFERENCE
							 Inner	 Outer				
M4	0,5 - 2,0	16,00	5,95	7,00	0,50	6,10	500					0311704006
M5	0,5 - 2,0	20,00	6,95	8,00	0,50	7,10	500	3.000	4900	9800	8,0	0311705007
M6	0,5 - 3,0	22,00	8,95	10,00	0,50	9,10	250	1.500	7100	19100	12,0	0311706009
M8	0,5 - 3,5	25,50	10,95	12,00	0,50	11,10	150	900				0311708011










STEEL

Zincplated 8 μ

HALF-HEXAGON RIVET NUT Reduced head - Closed end

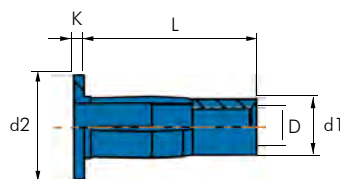






D	 E MIN. mm MAX.	L Nominal mm	d1 Ø mm	d2 Ø mm	K mm	 mm	PACKAGING		 (N)	 (N)	 (Nm)	REFERENCE
							 Inner	 Outer				
M4	0,5 - 2,0	16,30	5,95	7,00	0,50	6,10	500	4.000	2800	7900	4,6	0331704006
M5	0,5 - 3,0	18,30	6,95	8,00	0,50	7,10	500	4.000	4300	9800	6,2	0331705007
M6	0,5 - 3,0	21,30	8,95	10,00	0,60	9,10	250	1.500	7100	19100	12,0	0331706009
M8	0,5 - 3,5	23,80	10,95	12,00	0,60	11,10	250	1.500	6900	28200	30,0	0331708011

STEEL

Zincplated 8 μ

TREBOL RIVET NUT Large head - Open end



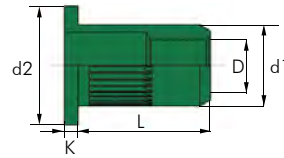
D	 E MIN. mm MAX.	L Nominal mm	d1 Ø mm	d2 Ø mm	K mm	 mm	PACKAGING		REFERENCE
							 Inner	 Outer	
M5	0,5 - 4,5	21,00	7,30	13,00	1,00	7,50		2.000	G301605006
M6	0,5 - 7,1	25,50	8,50	16,00	1,50	8,80		1.000	G301606008
M8	0,5 - 7,1	29,00	11,00	19,00	1,50	11,20		500	G301608010
M10	0,5 - 7,1	31,00	13,00	22,00	1,50	13,20		500	G301601013




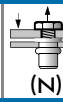
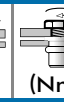


GROOVED RIVET NUT

Large head - Open end

STAINLESS STEEL A2

AISI 304



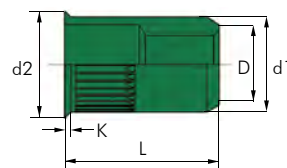
D	 E MIN. mm MAX.	L Nominal mm	d1 Ø mm	d2 Ø mm	K mm	 mm	PACKAGING		 (N)	 (N)	 (Nm)	REFERENCE
							 Inner	 Outer				
M4	0,5 - 2,0	9,50	5,95	9,00	1,00	6,10	500	4.000	5600	9100	6,4	0373104006
M5	0,5 - 3,0	12,00	6,95	10,00	1,00	7,10	500	4.000	6800	15800	8,4	0373105007
	3,0 - 4,5	13,50										
M6	0,5 - 3,0	14,50	8,95	13,00	1,50	9,10	250	2.000	9000	23800	26,7	0373106009
M8	0,5 - 3,0	16,50	10,95	16,00	1,50	11,10	250	1.500	10600	40600	62,5	0373108011
	3,0 - 5,5	18,50										
M10	1,0 - 3,5	19,00	12,95	17,00	2,00	13,10	150	900	11300	>49000	111,7	0373101013
	3,5 - 6,0	21,50										




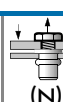
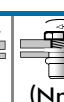


GROOVED RIVET NUT

Reduced head - Open end

STAINLESS STEEL A2

AISI 304

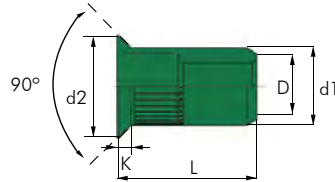









D	 E MIN. mm MAX.	L Nominal mm	d1 Ø mm	d2 Ø mm	K mm	 mm	PACKAGING		 (N)	 (N)	 (Nm)	REFERENCE
							 Inner	 Outer				
M3	0,5 - 2,0	9,00	4,95	6,00	0,50	5,10	500	4.000	2700	3100	2,3	0373203005
M4	0,5 - 2,0	10,40	5,95	7,00	0,50	6,10	500	4.000	4800	10300	5,5	0373204006
M5	0,5 - 3,0	11,50	6,95	8,00	0,60	7,10	500	4.000	7300	14300	8,6	0373205007
M6	0,5 - 3,0	14,50	8,95	10,00	0,70	9,10	500	3.000	9600	23700	14,7	0373206009
M8	0,5 - 3,0	16,50	10,95	12,00	0,70	11,10	250	1.500	11300	38600	20,0	0373208011
M10	1,0 - 3,5	19,00	12,95	14,30	0,70	13,10	150	900	13400	>49000	27,5	0373201013

STAINLESS STEEL A2

ANSI 304

GROOVED RIVET NUT Countersunk head - Open end



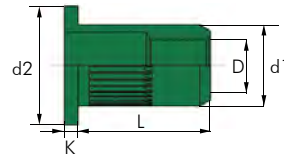
D	 E MIN. mm MAX.	L Nominal mm	d1 Ø mm	d2 Ø mm	K mm	 mm	PACKAGING		 (N)	 (N)	 (Nm)	REFERENCE
							 Inner	 Outer				
M4	1,5 - 3,0	11,00	5,95	9,00	1,50	6,10	500	4.000	4900	9100	6,4	0373304006
M5	1,5 - 4,0	13,00	6,95	9,60	1,50	7,10	500	4.000	6800	12800	8,4	0373305007
M6	1,5 - 4,0	16,00	8,95	11,70	1,60	9,10	250	2.000	9000	21600	26,7	0373306009
M8	1,5 - 4,0	18,50	10,95	13,50	1,60	11,10	250	1.500	12300	36300	34,5	0373308011








GROOVED RIVET NUT

Large head - Open end

STAINLESS STEEL A4

AISI 316



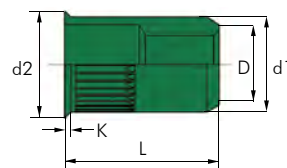
D	 E MIN. mm MAX.	L Nominal mm	d1 Ø mm	d2 Ø mm	K mm	 mm	PACKAGING		 (N)	 (N)	 (Nm)	REFERENCE
							 Inner	 Outer				
M4	0,5 - 2,5	11,00	5,95	9,00	1,00	6,10	500	4.000	5600	9100	6,4	0373104006A4
M5	0,5 - 3,0	12,00	6,95	10,00	1,00	7,10	500	4.000	6800	15800	8,4	0373105007A4
M6	0,5 - 3,0	14,00	8,95	13,00	1,50	9,10	250	2.000	9000	23800	26,7	0373106009A4
M8	0,5 - 3,0	16,00	10,95	16,00	1,50	11,10	250	1.500	10600	40600	62,5	0373108011A4
M10	1,0 - 3,5	19,00	12,95	17,00	2,00	13,10	150	900	11300	>49000	111,7	0373101013A4








GROOVED RIVET NUT

Reduced head - Open end

STAINLESS STEEL A4

AISI 316

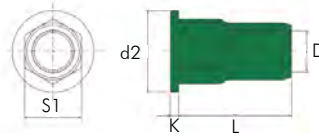









D	 E MIN. mm MAX.	L Nominal mm	d1 Ø mm	d2 Ø mm	K mm	 mm	PACKAGING		 (N)	 (N)	 (Nm)	REFERENCE
							 Inner	 Outer				
M3	0,5 - 2,0	9,00	4,95	6,00	0,50	5,10	500	4.000	1700	2900	1,5	0373203005A4
M4	0,5 - 2,0	10,40	5,95	7,00	0,50	6,10	500	4.000	4800	10300	5,5	0373204006A4
M5	0,5 - 3,0	11,50	6,95	8,00	0,60	7,10	500	4.000	7300	14300	8,6	0373205007A4
M6	0,5 - 3,0	14,50	8,95	10,00	0,70	9,10	500	3.000	9600	23700	14,7	0373206009A4
M8	0,5 - 3,0	16,50	10,95	12,00	0,70	11,10	250	1.500	11300	38600	20,0	0373208011A4
M10	1,0 - 3,5	19,00	12,95	14,30	0,70	13,10	150	900	13400	>49000	27,5	0373201013A4

STAINLESS STEEL A2

AISI 304

HALF-HEXAGON RIVET NUT Large head - Open end

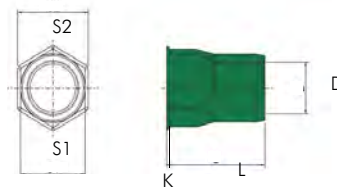









D	 MIN. mm MAX.	L Nominal mm	S1 Ø mm	d2 Ø mm	K mm	 mm	PACKAGING		 (N)	 (N)	 (Nm)	REFERENCE
							 Inner	 Outer				
M4	0,5 - 2,5	11,00	5,95	9,00	1,00	6,10	500	4.000				0333104006
M5	0,5 - 3,0	12,00	6,95	10,00	1,00	7,10	500	4.000	3300	13200	9,1	0333105007
M6	0,5 - 3,0	14,00	8,95	12,00	1,50	9,10	250	2.000	7700	21600	19,7	0333106009
M8	0,5 - 3,0	16,00	10,95	15,00	1,50	11,10	250	1.500	11200	36300	26,5	0333108011
M10	1,5 - 3,5	19,00	13,00	16,00	2,00	13,10						0333101013

STAINLESS STEEL A2

AISI 304

HALF-HEXAGON RIVET NUT Reduced head - Open end



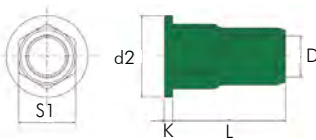
D	 MIN. mm MAX.	L Nominal mm	S1 Ø mm	S2 Ø mm	K mm	 mm	PACKAGING		 (N)	 (N)	 (Nm)	REFERENCE
							 Inner	 Outer				
M4	0,5 - 2,0	11,00	5,95	7,00	0,50	6,10	500	4.000	2900	7900	4,6	0333204006
M5	0,5 - 3,0	12,00	6,95	8,00	0,50	7,10	500	4.000	5000	15800	8,8	0333205007
M6	0,5 - 3,0	14,00	8,95	10,00	0,60	9,10	500	3.000	7700	21600	15,5	0333206009
M8	0,5 - 3,0	16,00	10,95	12,00	0,60	11,10	250	1.500	11200	36300	24,5	0333208011
M10	1,0 - 3,5	19,00	12,95	14,20	0,85	13,10	150	900	11400	47800	91,6	0333201013








HALF-HEXAGON RIVET NUT

Large head - Open end

STAINLESS STEEL A4

AISI 316



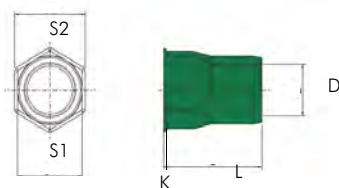
D	 E MIN. mm MAX.	L Nominal mm	S1 Ø mm	d2 Ø mm	K mm	 mm	PACKAGING		 (N)	 (N)	 (Nm)	REFERENCE
							 Inner	 Outer				
M4	0,5 - 2,5	11,00	5,95	9,00	1,00	6,10	500	4.000				0333104006A4
M5	0,5 - 3,0	12,00	6,95	10,00	1,00	7,10	500	4.000	3300	13200	9,1	0333105007A4
M6	0,5 - 3,0	14,00	8,95	12,00	1,50	9,10	250	2.000	7700	21600	19,7	0333106009A4
M8	0,5 - 3,0	16,00	10,95	15,00	1,50	11,10	250	1.500	11200	36300	26,5	0333108011A4








HALF-HEXAGON RIVET NUT

Reduced head - Open end

STAINLESS STEEL A4

AISI 316











D	 E MIN. mm MAX.	L Nominal mm	S1 Ø mm	S2 Ø mm	K mm	 mm	PACKAGING		 (N)	 (N)	 (Nm)	REFERENCE
							 Inner	 Outer				
M4	0,5 - 2,5	11,00	5,95	7,00	0,50	6,10	500	4.000	2900	7900	4,6	0333204006A4
M5	0,5 - 3,0	12,00	6,95	8,00	0,50	7,10	500	4.000	5000	15800	8,8	0333205007A4
M6	0,5 - 3,0	14,00	8,95	10,00	0,60	9,10	500	3.000	7700	21600	15,5	0333206009A4
M8	0,5 - 3,0	16,00	10,95	12,00	0,60	11,10	250	1.500	11200	36300	24,5	0333208011A4
M10	1,0 - 3,5	19,00	12,50	14,20	0,85	13,10	150	900	11400	47800	91,6	0333201013A4

STAINLESS STEEL A2

AISI 304

CYLINDRICAL RIVET NUT Large head - Closed end




D	 E MIN. mm MAX.	L Nominal mm	d1 Ø mm	d2 Ø mm	K mm	 mm	PACKAGING		 (N)	 (N)	 (Nm)	REFERENCE
							 Inner	 Outer				
M4	0,5 - 2,5	16,00	5,95	9,00	1,00	6,10	500	4.000	4900	10000	2,2	0303404006
M5	0,5 - 3,0	18,00	6,95	10,00	1,00	7,10	500	3.000	6000	15800	3,2	0303405007
M6	0,5 - 3,0	21,00	8,95	12,00	1,50	9,10	250	1.500	9000	21600	8,6	0303406009
M8	0,5 - 3,0	23,90	10,95	14,00	1,50	11,10	150	900	12350	36300	19,3	0303408011








XONI

STAINLESS STEEL A2

AISI 304

CYLINDRICAL RIVET NUT Reduced head - Closed end



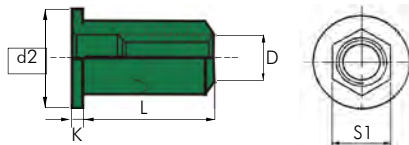
D	 E MIN. mm MAX.	L Nominal mm	d1 Ø mm	d2 Ø mm	K mm	 mm	PACKAGING		 (N)	 (N)	 (Nm)	REFERENCE
							 Inner	 Outer				
M4	0,5 - 3,0	15,00	5,95	7,00	0,70	6,10	500	4.000	6500	9700	3,3	0373704006
M5	0,5 - 3,0	18,00	6,95	8,00	0,70	7,10	500	3.000	6800	13000	8,4	0373705007
M6	0,5 - 3,0	21,50	8,95	10,00	0,70	9,10	250	1.500	11000	21600	10,0	0373706009
M8	0,5 - 3,0	22,50	10,95	12,00	0,70	11,10	250	1.500	11300	32500	20,0	0373708011








HALF-HEXAGON RIVET NUT

Large head - Closed end

STAINLESS STEEL A2

AISI 304



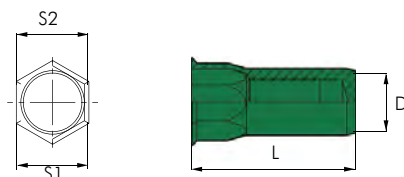
D	 E MIN. mm MAX.	L Nominal mm	S1 Ø mm	d2 Ø mm	K mm	 mm	PACKAGING		 (N)	 (N)	 (Nm)	REFERENCE
							 Inner	 Outer				
M4	0,5 - 3,0	16,00	5,95	9,00	1,00	6,10	500	4.000				0333404006
M5	0,5 - 3,0	18,00	6,95	10,00	1,00	7,10	500	4.000	7200	15800	9,1	0333405007
M6	0,5 - 3,0	21,00	8,95	12,00	1,50	9,10	250	1.500	9000	21600	19,7	0333406009
M8	0,5 - 3,0	23,50	10,95	14,00	1,50	11,10	200	1.200	11200	36300	26,5	0333408011








HALF-HEXAGON RIVET NUT

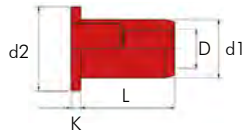
Reduced head - Closed end








STAINLESS STEEL A2

AISI 304










D	 E MIN. mm MAX.	L Nominal mm	S1 Ø mm	S2 Ø mm	K mm	 mm	PACKAGING		 (N)	 (N)	 (Nm)	REFERENCE
							 Inner	 Outer				
M4	0,5 - 3,0	16,00	5,95	7,00	0,50	6,10	500	4.000	5600	10000	4,9	0333704006
M5	0,5 - 3,0	18,00	6,95	8,00	0,50	7,10	500	4.000	7200	12000	8,8	0333705007
M6	0,5 - 3,0	21,00	8,95	10,00	0,50	9,10	250	1.500	9000	21600	15,5	0333706009
M8	0,5 - 3,0	23,50	10,95	12,00	0,50	11,10	200	1.200	11200	36300	26,5	0333708011



D	 MIN. mm MAX.	L Nominal mm	d1 Ø mm	d2 Ø mm	K mm	 mm	PACKAGING		 (N)	 (N)	 (Nm)	REFERENCE
							 Inner	 Outer				
M4	0,5 - 2,0	9,50	5,95	9,00	1,00	6,10	500	4.000	3400	4300	2,0	0302104006
M5	0,5 - 3,0	12,00	6,95	10,00	1,00	7,10	500	4.000	4400	8300	5,5	0302105007
	3,0 - 5,5	15,00					500	4.000				
M6	0,5 - 3,0	14,50	8,95	13,00	1,50	9,10	250	2.000	6250	10500	9,0	0302106009
	3,0 - 5,5	16,50					250	1.500				
M8	0,5 - 3,0	16,50	10,95	16,00	1,50	11,10	250	1.500	4600	15400	14,0	0302108011
	3,0 - 5,5	18,50					200	1.200				

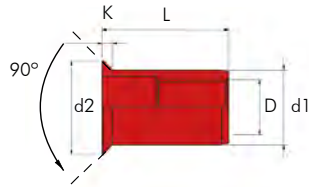
Note: Under request are manufactured aluminium rivet nut closed end
For detailed information on minimum quantities and delivery please contact your local BRALO representative.








D	 MIN. mm MAX.	L Nominal mm	d1 Ø mm	d2 Ø mm	K mm	 mm	PACKAGING		 (N)	 (N)	 (Nm)	REFERENCE
							 Inner	 Outer				
M4	0,5 - 2,5	11,00	5,95	7,00	0,50	6,10	500	4.000	3600	6200	1,6	0302204006
M5	0,5 - 3,0	12,00	6,95	8,00	0,50	7,10	500	4.000	4400	8300	5,5	0302205007
M6	0,5 - 3,0	14,50	8,95	10,00	0,50	10,00	500	3.000	5000	10500	6,3	0302206009
M8	0,5 - 3,0	16,00	10,95	12,00	0,50	11,10	250	1.500	6000	15400	13,8	0302208011

CYLINDRICAL RIVET NUT Countersunk head - Open end

ALUMINIUM



D	 E MIN. mm MAX.	L Nominal mm	d1 Ø mm	d2 Ø mm	K mm	 mm	PACKAGING		 (N)	 (N)	 (Nm)	REFERENCE
							Inner	Outer				
M4	1,5 - 3,5	11,50	5,95	8,70	1,50	5,10	500	4.000	3400	4300	2,0	0302304006
M5	1,5 - 4,0	13,50	6,95	9,50	1,60	7,10	500	4.000	4400	8300	5,5	0302305007
M6	1,5 - 4,0	16,00	8,95	11,50	1,60	9,10	250	2.000	5000	10500	6,3	0302306009
M8	1,5 - 4,0	18,50	10,95	13,50	1,60	11,10	250	1.500	6000	15400	16,9	0302308011

PNEUMATIC RIVETING TOOL FOR RIVETS

The **BNT range** are **professional riveting tool** that set rivets at high speed. Pneumatic tools that **increase productivity** thanks to their technical characteristics.

- ▶ **High riveting force** for series applications.
- ▶ **Light tool.**
- ▶ **Easy maintenance and high durability parts**, it has parts more resistant and reliable.
- ▶ **Ergonomics and stability**, thanks to the balanced design and low vibrations.
- ▶ **100% use of air pressure.**
- ▶ **Suction system** through the graduation valve.



WHICH PNEUMATIC TOOL TO CHOOSE?

RIVET	MATERIAL	BNT-1	BNT-2	BNT-3	BNT-4	BNT-5
2.4	Aluminium, inox	✓	✓	*		
3.0 - 3.2	Alu, steel, copper	✓	✓	✓		
3.0 - 3.2	Stainless steel	✓	✓	✓		
4.0	Alu, steel, inox, copper	✓	✓	✓		
4.8	Aluminium	✓	✓	✓	*	**
4.8	Steel, inox, copper			✓	✓	**
5.0	Aluminium	✓	✓	✓	*	**
5.0	Steel, inox			✓	✓	**
6.0	Aluminium			✓	✓	**
6.0	Steel, inox				✓	**
6.4	Alu, steel, inox				✓	**
3.2 Hardgrip	Steel, inox	✓	✓	✓		
4.0 Hardgrip	Steel, inox	✓	✓	✓		
4.8 Hardgrip	Steel, inox			✓	✓	**
6.0 Hardgrip	Steel, inox				***	*
6.4 Hardlock	Alu, steel, inox				***	
4.8 Structural	Alu, steel, inox			*	*	**
6.5 Structural	Alu, steel, inox				**	✓
6.5 Multilock	Alu, steel, inox					*
5.2 S-Trebol	Aluminium		*	**	*	**
6.4 S-Trebol	Aluminium			**	*	**
7.7 S-Trebol WP	Aluminium				**	*

* It needs special nosepiece.

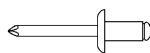
** It needs special nosepieces and jaws.

*** It needs special jaws.

FEATURES

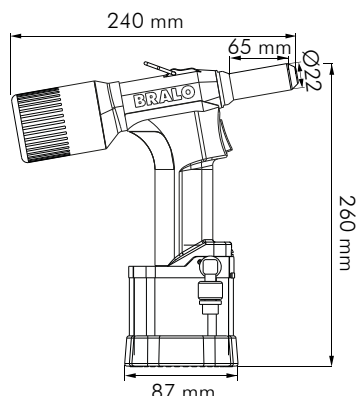
- Main body made of **high-density aluminum**.
- **Transparent mandrel collector** for increased safety and visibility.
- **Security valve**.
- **Air control valve**.
- **High resistance rubber base**.
- Ring for hanging.
- Anodized for greater resistance.
- Head or nozzle holder with access to **narrow riveting points**.
- **Ergonomic handles**.





BNT-1

Ref. 02BNT1010




TECHNICAL DATA

WEIGHT: 1.320 grs.
STROKE: 15 mm.
***PULL FORCE:** 8.400 N.
CAPACITY: Up to 5.0 mm.

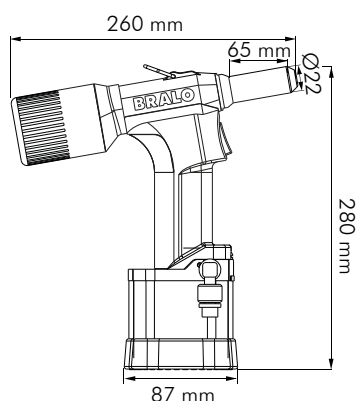
RIVET Ø mm	MATERIAL			
	Aluminium	Steel	Stainless Steel	Copper
2,4	✓		✓	
3,0 -3,2	✓	✓	✓	✓
3,2 - 4,0 Hardgrip		✓	✓	
4,0	✓	✓	✓	✓
4,8 - 5,0	✓			

* Force measured at 6 Bar.



BNT-2

Ref. 02BNT2010




TECHNICAL DATA

WEIGHT: 1.340 grs.
STROKE: 24 mm.
***PULL FORCE:** 8.400 N.
CAPACITY: Up to 4.8-5.0 mm. With a special nosepiece 5.2 mm S-Trebol.

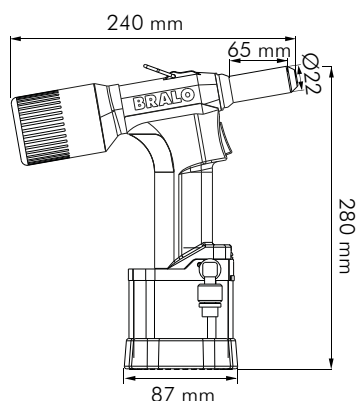
RIVET Ø mm	MATERIAL			
	Aluminium	Steel	Stainless Steel	Copper
2.4	✓		✓	
3,0 -3.2	✓	✓	✓	✓
3.2 - 4.0 Hardgrip		✓	✓	
4.0	✓	✓	✓	✓
4.8 - 5.0	✓			

* Force measured at 6 Bar.



BNT-3

Ref. 02BNT3010



TECHNICAL DATA

WEIGHT: 1.370 grs.
STROKE: 17 mm.
***PULL FORCE:** 12.100 N.
CAPACITY: Up to 6.0 aluminium and 4.8 mm Hardgrip. With special nosepiece 5.2 - 6.4 S-Trebol and 4.8 Structural.

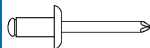
RIVET Ø mm	MATERIAL			
	Aluminium	Steel	Stainless Steel	Copper
3,0 - 3.2	✓	✓	✓	✓
3.2 - 4.0 Hardgrip		✓	✓	
4.0	✓	✓	✓	✓
4.8	✓	✓	✓	✓
5.0	✓	✓	✓	
4.8 Hardgrip		✓	✓	
6.0	✓			

* Force measured at 6 Bar.





BNT-4



PNEUMATIC RIVETING TOOLS FOR RIVETS

TECHNICAL DATA

WEIGHT: 2.000 grs.
STROKE: 18 mm.
***PULL FORCE:** 22.000 N.
CAPACITY: From 4.8 - 6,4 mm and 6.0 Hardgrip.

With special jaws 6.4 Hardlock. With special nosepiece 5.2 and 6.4 S-trebol. And with special nosepieces and jaws 7.7 mm S-Trebol WP and 6.5 mm Structural.

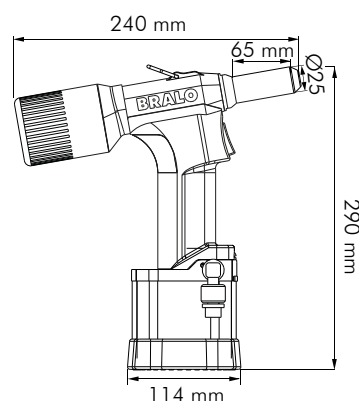
RIVET Ø mm	MATERIAL			
	Aluminium	Steel	Stainless Steel	Copper
4.8	✓	✓	✓	✓
5.0	✓	✓	✓	✓
6.0 - 6.4	✓	✓	✓	✓
4.8 Hardgrip	✓	✓	✓	✓

* Force measured at 6 Bar.

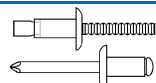


BNT-4

Ref. 02BNT4010



BNT-5



PNEUMATIC RIVETING TOOLS FOR RIVETS

TECHNICAL DATA

WEIGHT: 2.050 grs.
STROKE: 26 mm.
***PULL FORCE:** 15.000 N.
CAPACITY: 6.5 mm Structural.
 With a special nosepiece 7.7 S-Trebol WP. And with optional nosepieces and jaws set from 4.8 up to 6.4 mm.

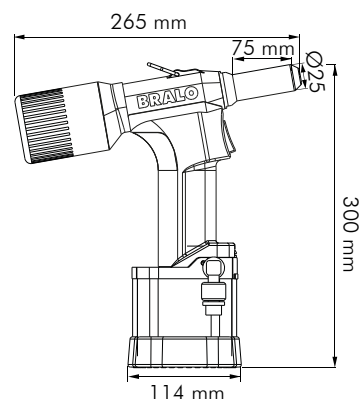
RIVET Ø mm	MATERIAL			
	Aluminium	Steel	Stainless Steel	Copper
6.5 Structural	✓	✓	✓	✓

* Force measured at 6 Bar.



BNT-5

Ref. 02BNT5010



ACCESSORIES BNT

The BNT pneumatic tools have a standard mandrel catcher for short mandrel rivets. If you need to set long mandrel rivets -more than 45 mm long - in your application-, it is advisable to purchase the special mandrel catcher for long mandrels that is supplied as optional accessory and special nosepieces too.

MANDREL COLLECTOR

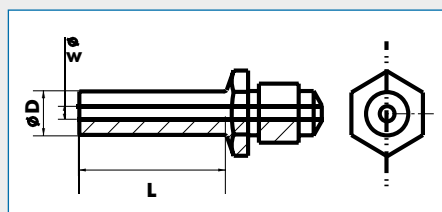


Mandrel collector Std
Ref.: 05BNT000402

Mandrel collector Large
Ref.: 05BNT00L402

SPECIAL NOSEPIECES FOR LONG MANDRELS

BNT pneumatic riveting tools offer as optional accessories special nosepieces for long mandrel rivets from 3.0 to 5.0 mm diameter.



Check prices in our SPARE PARTS PRICELIST

Powerful and ergonomic tools, with an efficient configuration system, designed to meet the needs of the most demanding applications.

HT RANGE


HYDRO-PNEUMATIC EQUIPMENTS POWER AND SPEED

- ▶ Range for **high strength rivets** such as collar, structural and Estrubolt.
- ▶ **Ergonomic gun** made of aluminum.
- ▶ **Quick and easy** to use installation equipment.
- ▶ Ideal to be used in **assembly lines**.
- ▶ **Silent tools**.
- ▶ **High durability** and easy maintenance.
- ▶ They get a **quality rivet**.



ERGONOMIC GUN

For greater operator comfort.



BRALO HT-30

STANDARD
Ø 4.8 & 6.5



STRUCTURAL
Ø 4.8 & 6.5 mm



HARDLOCK
Ø 4.8 & 6.4 mm



BRALOCK
Ø 4.8 & 6.4 mm



UNILOCK
Ø 4.8 & 6.4 mm



BRALO HT-40

STRUCTURAL
Ø 6.5 & 9.7 mm



BRALOCK
Ø 4.8, 6.4 & 8.0 mm



UNILOCK
Ø 4.8, 6.4, 8.0 & 10.0



ESTRUBOLT
Ø 4.8, 6.4 & 8.0 mm



BRALO HT-60

ESTRUBOLT
Ø 8.0 & 10.0 mm



BRALOCK
Ø 8.0 & 10.0 mm



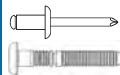
UNILOCK
Ø 8.0 & 10.0 mm



BRALO HT-100/100E

ESTRUBOLT
Ø 10.0 & 13.0 mm





The BRALO HT-30 Riveter is a professional machine designed to install 4.8 and 6.4 diameter rivets standard, structural, hardlock and lockbolts.

HT-30

Ref. 02HT30000



TECHNICAL DATA

GUN WEIGHT: 1.2 Kg.

PULL FORCE: 30.000N.

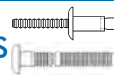
STROKE: 25 mm.

CAPACITY: blind rivets of 4.8 and 6.5 and Structural and Hardlock rivets from 4.8 and 6.4 m and lockbolts (Unilock and Bralock).

05HT30R000	KIT RIVETING Ø4.8 STANDARD
05HT30R000	KIT RIVETING Ø6.5 STANDARD
05HT30R000	KIT RIVETING Ø4.8 STRUCTURAL
05HT30R000	KIT RIVETING Ø6.5 STRUCTURAL
05HT30R000	KIT RIVETING Ø4.8 HARDLOCK
05HT30R000	KIT RIVETING Ø6.4 HARDLOCK
05HT30r000	KIT RIVETING Ø 6.4 HARDGRIP
05BM3002023	KIT RIVETING Ø4.8 UNILOCK
05BM3002024	KIT RIVETING Ø6.4 UNILOCK
05BM3002021	KIT RIVETING Ø4.8 BRALOCK
05BM3002022	KIT RIVETING Ø6.4 BRALOCK



Note: Consult information about the required parts with each kit.



The BRALO HT-40 Riveter is a professional setting equipment with the capacity to fix Structural rivets up to 9.7 mm, Estrubolt and lockbolts.

HT-40

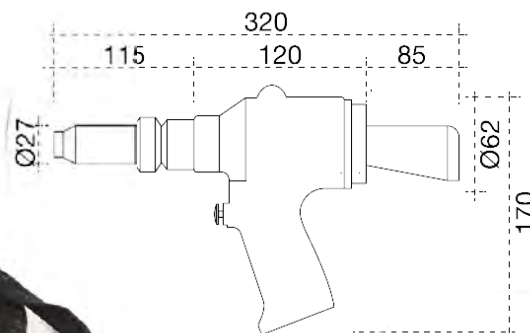
Ref. 02HT40000

TECHNICAL DATA

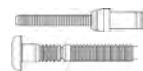
- GUN WEIGHT:** 1.2 Kg.
- DIMENSIONS:** 495 x 295 x 250 mm.
- PULL FORCE:** 40.000N.
- STROKE:** 32 mm.
- CAPACITY:** Structural 6.5 and 9.7 mm, Estrubolt 4.8 to 8.0 mm and lockbolts: Bralock 4.8, 6.4 and 8.0 and Unilock 4.8 to 10.0.



05BM3002010	KIT RIVETING Ø9.7 STRUCTURAL
05BM3002011	KIT RIVETING LARGE Ø6.5 STRUCTURAL
05BM3002020	KIT RIVETING Ø6.5 STRUCTURAL
05BM3002021	KIT RIVETING Ø4.8 BRALOCK
05BM3002022	KIT RIVETING Ø6.4 BRALOCK
05BM3002023	KIT RIVETING Ø4.8 UNILOCK
05BM3002024	KIT RIVETING Ø6.4 UNILOCK
05BM3002025	KIT RIVETING Ø8.0 UNILOCK
05BM3002026	KIT RIVETING Ø10.0 UNILOCK
05BM3002027	KIT RIVETING Ø6.4 ESTRUBOLT
05BM3002028	KIT RIVETING Ø8.0 ESTRUBOLT
05BM3002029	KIT RIVETING Ø4.8 ESTRUBOLT
05HT00B0800	KIT RIVETING Ø8.0 BRALOCK



Note: Consult information about the required parts with each kit.



The BRALO HT-60 Riveter is designed to place large size rivets such as 8 and 10 mm diameter Estrubolt and lockbolts.

TECHNICAL DATA

HT-60

Ref. 02HT60000

GUN WEIGHT: 2.2 Kg.

PULL FORCE: 60.000N.


STROKE: 24 mm.

CAPACITY: Estrubolt rivet 8 and 10 mm and Bralock and Unilock 8 and 10 mm and 9.7 Structural rivet.

05BM3002028*	KIT RIVETING Ø8.0 ESTRUBOLT
05HT00E1000**	KIT RIVETING Ø10.0 ESTRUBOLT
05HT00B0800*	KIT RIVETING Ø8.0 BRALOCK
05HT00B1000*	KIT RIVETING Ø10.0 BRALOCK
05BM3002025*	KIT RIVETING Ø8.0 UNILOCK
05BM3002026*	KIT RIVETING Ø10.0 UNILOCK
05BM3002010*	KIT RIVETING Ø 9.7 STRUCTURAL

* These kits need the adapter 05HT000A004

** This kit needs the adapter 05HT000A002



Ø mm	RIVET			
	Structural	Estrubolt	Bralock	Unilock
8.0		✓	✓	✓
9.7	✓			
10.0		✓	✓	✓

Note: Consult information about the required parts with each kit.



The BRALO HT-100 Riveter is designed to place large size rivets such as 10 and 13 mm diameter Estrubolt.

HT-100

Ref. 02HT10000

TECHNICAL DATA

GUN WEIGHT: 2.2 Kg.

PULL FORCE: 100.000N.

STROKE: 24 mm.

CAPACITY: Estrubolt rivet 10 and 13 mm.

05HT00E1000*	KIT RIVETING Ø10.0 ESTRUBOLT
05HT00E1200**	KIT RIVETING Ø13.0 ESTRUBOLT

* This kit needs the adapter 05HT000A003.

** This kit needs the adapter 05HT000A001.





The BRALO HT-100 Riveter is designed to place large size rivets such as 10 and 13 mm diameter Estrubolt

HT-100E

Ref. 02HT100E0

TECHNICAL DATA

GUN WEIGHT: 2,2 Kg.

PULL FORCE: 100.000N.

STROKE: 24 mm.

CAPACITY: Estrubolt rivet 10 and 13 mm.

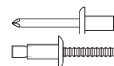
05HT00E1000*	KIT RIVETING Ø10.0 ESTRUBOLT
05HT00E1200**	KIT RIVETING Ø13.0 ESTRUBOLT

Electric trigger for outdoor use with electro-hydraulic intensifier

* This kit needs the adapter 05HT000A003.

** This kit needs the adapter 05HT000A001.





BRALO

RELIABILITY AND RESISTANCE

- ▶ High power riveting machine.
- ▶ High speed for the most demanding jobs.
- ▶ Fascinating quality and reliability.
- ▶ Durability and robustness.
- ▶ Ergonomics and low weight for greater comfort.
- ▶ Autonomy, without air or hoses.

MORE THAN 40 DIFFERENT NOSEPIECES

To adapt to the different customer's needs.

BT-20

Ref. 02BT20010



Maintenance
Easy & Fast



Power &
Durability



Portability
Brushless

CHARACTERISTICS

- **Fast and efficient tool** for large quantities of rivets
- **Ergonomics and low weight** for greater operator comfort.
- **Powerful LI-ION battery** with long life.
- LED light for **greater visibility** in the work area.
- **Transparent mandrel collector** for added safety.
- **Hook for hanging** on assembly lines.

TECHNICAL DATA

WEIGHT: 1,72 Kg.
DIMENSIONS: 280 x 270 x 75 mm.
PULL FORCE: 19.600 N.
STROKE: 25 mm.
CAPACITY: from 2.4 to 6.5 and Structural and S-trebol WP 7.7 mm.

Ø mm	RIVET						
	Standard	Structural	S-trebol	G-BRA	Versagrip	Hardgrip	Hardlock
2.4							
3.2	✓					✓	
4.0	✓				✓	✓	
4.8	✓	*			✓	✓	
5.2			*				
6.0	✓					✓	
6.4	✓		*	*	✓		✓
6.5		*					
7.7	*		*				



* A special nosepiece is required and is supplied as an optional.



The BRALO RR-10 is an oleopneumatic tool that fastens BSR, BSV speed rivets.

It is a lightweight, ergonomic tool, with an efficient setting system, designed to meet the needs of the most demanding of applications. It is ideally used in assembly lines and capable of setting all types of speed rivets from 3.2 to 4.8 mm.

RR-10

Ref.
02RR00103
02RR00104
02RR00105

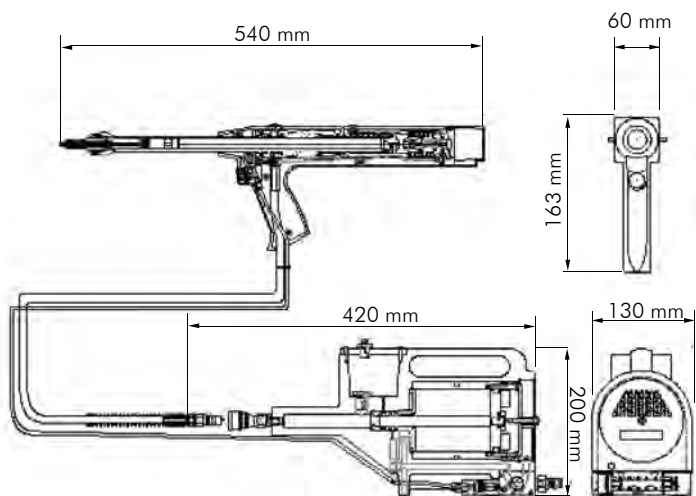


CHARACTERISTICS

- Durable and reduced maintenance cost.
- Very fast, average cycle time less than one second.
- Automatic rivet feeding.
- Ergonomic handle.
- Increased productivity.
- Lightweight and effective tool.

TECHNICAL DATA

WEIGHT: 2.800 grs.
LENGTH: 540 mm.
WORKING PRESSURE: 5,5 - 6,5 bar.
AIR CONSUMPTION: 0,8 l/rivet.
STROKE: 21 mm.
CAPACITY: Up to 4.8-5.0 mm.



RIVET Ø mm	MATERIAL			
	Aluminium	Steel	Stainless steel	Copper
3,2	✓	✓	✓	✓
4,0	✓	✓	✓	✓
4,8	✓	✓	✓	✓

02RR00103	RR-10 Ø 3.2
02RR00104	RR-10 Ø 4.0
02RR00105	RR-10 Ø 4.8



EFFICIENCY AND SPEED LIGHT TOOL

PT-SR

Ref. 02PTSR010

CHARACTERISTICS

- Effective rivet machine with pneumatic cup.
- Automatic rivet feeding.
- High riveting speed.
- Increased productivity.
- Ergonomic handle that facilitates user comfort.
- Professional heavy duty tool.

TECHNICAL DATA

WEIGHT: 1.700 grs.

LENGTH: 540 mm.

WORKING PRESSURE: 5-7 bar.

AIR CONSUMPTION: 2,0 l/rivet.

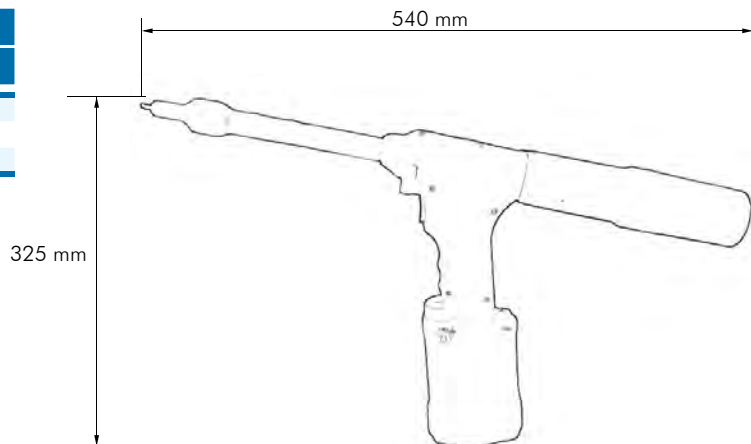
MAX. POWER: 5.5 bar-1.000 kg

APPROXIMATE CYCLE TIME: 1 second.

NOISE LEVEL: less than 70 db (A).

VIBRATION: < 2,7 m/s².

RIVET Ø mm	MATERIAL			
	Aluminium	Steel	Stainless steel	Copper
3.2	✓	✓	✓	✓
4.0	✓	✓	✓	✓
4.8	✓	✓	✓	✓



OLEO-PNEUMATIC RIVETING TOOL FOR RIVET NUTS

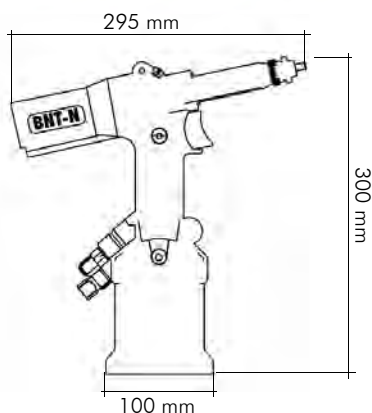
High-performance professional tool capable of riveting the same nut in applications of different thicknesses without any additional setting.

The BNT-N Professional Riveter has the capacity to fit M-3 to M-10 rivet nuts, M-4 to M-8 Stud nuts and UNC rivet nuts.

BNT-N



PROFESSIONAL OLEOPNEUMATIC RIVETING FOR RIVET NUTS



BNT-N (without Kit)

Ref. 02BNTN010

Metric KIT to be chosen by the customer (see accessory tables BNT-N). Check the price.

CHARACTERISTICS

- Professional equipment, quality riveting.
- Ideal for applications with different thicknesses.
- Increase productivity.
- High impact resistance.
- Reduces operator fatigue due to its low weight.
- Ergonomic tool.
- High durability.

TECHNICAL DATA

WEIGHT: 2100 grs.

STROKE: 7 mm.

PULL FORCE: 17.700N

CAPACITY: M-3 to M-10, stud nuts from M-4 to M-8 and UNC rivet nuts.

RIVET NUT Ø mm	MATERIAL		
	Aluminium	Steel	Stainless steel
M-3	✓	✓	✓
M-4	✓	✓	✓
M-5	✓	✓	✓
M-6	✓	✓	✓
M-8	✓	✓	✓
M-10	✓	✓	

ACCESSORIES BNT-N

The machine does not include any riveting kit.

All kits for blind rivet nuts, studs nuts and UNC rivet nuts are supplied as accessories.

MEDIDA	KIT RIVET NUTS
KIT M-3	05BNTN00157
KIT M-4	05BNTN00158
KIT M-5	05BNTN00159
KIT M-6	05BNTN00160
KIT M-8	05BNTN00161
KIT M-10	05BNTN00162

MEDIDA	KIT STUD NUTS
KIT M-4	05BNTN00163
KIT M-5	05BNTN00164
KIT M-6	05BNTN00165
KIT M-8	05BNTN00166 **

**The M8 Stud nuts kit is supplied with a special mandrel holder.



HIGHLY RELIABLE, FAST AND POWERFUL MACHINE
FOR DEMANDING APPLICATIONS

HT-80N

Ref. 02HT80N10

CHARACTERISTICS

- Installation kit **quick and easy to use.**
- Ideal to be used on **assembly lines.**
- Fitting a **large number of nuts.**
- **Silent** tool.
- **High durability** and **easy maintenance.**
- Stroke and pressure **adjustment** of the machine
- Get a **quality result.**



TECHNICAL DATA

GUN WEIGHT: 2,3 Kg
DIMENSIONS: 500 x 400 x 343 mm.
PULL FORCE: 80.000N
STROKE: 15 mm.
CAPACITY: M-8 to M20.

METRIC
M-8
M-10
M-12
M-14
M-16
M-18
M-20

UNC/UFC
5/16-18 UNC
5/16-24 UNF
3/8-16 UNC
3/8-24 UNF
1/2-13 UNC
1/2-20 UNF
5/8-11
3/4-10 UNC



MANUAL RIVETING TOOL FOR BLIND RIVETS

Our riveting tools are distinguished by their lightness, ergonomics, speed and high quality.

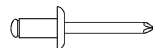


WHICH MANUAL TOOL TO CHOOSE?

RIVET	MATERIAL	BM-45	BM-75	BM-85	BM-68	BM-92	BM-160	BM-164
2.4	Alu, Stainless steel	✓	✓	✓				
3.0	Alu, steel, stainless steel, copper	✓	✓	✓	✓	✓	✓	
3.2	Alu, steel, stainless steel, copper	✓	✓	✓	✓	✓	✓	
4.0	Alu, steel, stainless steel, copper	✓	✓	✓	✓	✓	✓	
4.8	Aluminium	✓	✓	✓	✓	✓	✓	✓
4.8	Steel, stainless steel, copper				✓	*	✓	✓
4.8	Structural						*	*
5.0	Aluminium				✓	✓	✓	✓
5.0	Steel, stainless steel				✓	*	✓	✓
6.0	Aluminium				✓	*	✓	✓
6.0	Steel, stainless steel				✓			✓
6.4	Aluminium				✓			✓
6.4	Steel, stainless steel				✓			✓
6.0	Hardgrip							*
6.4	Hardlock							*
5.2	S-Trebol						*	*
6.4	S-Trebol							*

* It needs optional accessories.

BM-45



MANUAL RIVETING TOOL FOR RIVETS



BM 45 BOX

Ref. 02BM00450

BM 45 "Tool kit" PLASTICBOX

BM 45 + rivets assortment

Ref. 02BM00453

RIVET Ø mm	MATERIAL			
	Aluminium	Steel	Stainless steel	Copper
2,4	✓		✓	
3.0 - 3.2	✓	✓	✓	✓
4,0	✓	✓	✓	✓
4.8 - 5.0	✓			

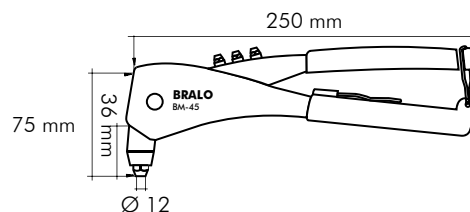
TECHNICAL DATA

WEIGHT: 530 grs.

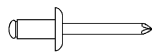
LENGTH: 250 mm.

STROKE: 5 mm.

CAPACITY: Up to 5 mm.



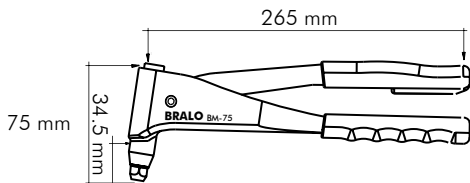
BM-75



MANUAL RIVETING TOOL FOR RIVETS

TECHNICAL DATA

WEIGHT: 600 grs.
LENGTH: 265 mm.
STROKE: 6 mm.
CAPACITY: Up to 5 mm.



BM 75 BOX

Ref. 02BM00750

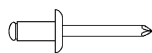
BM 75 PLASTIC CASE BM 75 + rivets assortment

Ref. 02BM0075PB

RIVET Ø mm	MATERIAL			
	Aluminium	Steel	Stainless steel	Cobre
2.4	✓		✓	
3.0 - 3.2	✓	✓	✓	✓
4.0	✓	✓	✓	✓
4.8 - 5.0	✓			



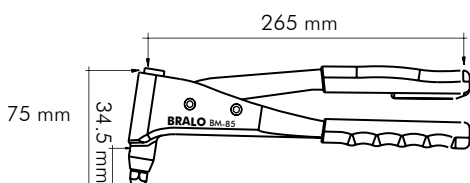
BM-85



MANUAL RIVETING TOOL FOR RIVETS

TECHNICAL DATA

WEIGHT: 670 grs.
LENGTH: 265 mm.
STROKE: 6 mm.
CAPACITY: Up to 5 mm.



BM 85 BOX

Ref. 02BM00850

BM 85 PLASTIC CASE BM 85 + rivets assortment

Ref. 02BM0085PB

RIVET Ø mm	MATERIAL			
	Aluminium	Steel	Stainless steel	Cobre
2.4	✓		✓	
3.0 - 3.2	✓	✓	✓	✓
4.0	✓	✓	✓	✓
4.8 - 5.0	✓			



FEATURES

SLIM NOSEPIECE DESIGN
for access to difficult riveting places.

Main body cast in
ALUMINIUM FOUNDRY.

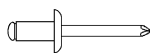
ERGONOMIC HANDLES
for minimum operating effort.



INTERMEDIATE LEVER SYSTEM (BM-85) reduces power requirement and effects shock-absorption.

Light tempered **STEEL LEVER.**

A cavity within the tool for the **ADDITIONAL NOSEPIECES** and nosepiece spanner.



FEATURES



BM 68

Ref. 02BM00680

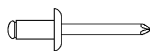
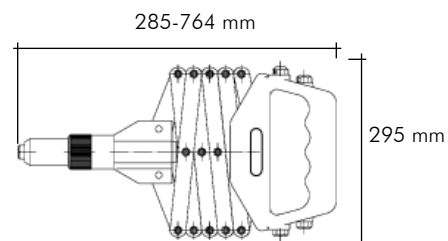
TECHNICAL DATA

WEIGHT: 1.645 grs.
LENGTH: 285-764 mm.
STROKE: 8 mm.
CAPACITY: Up to 6.4 mm.

RIVET Ø mm	MATERIAL			
	Aluminium	Steel	Stainless Steel	Copper
3.0	✓	✓	✓	✓
3.2	✓	✓	✓	✓
4.0	✓	✓	✓	✓
4.8	✓	✓	✓	✓
5.0	✓	✓	✓	✓
6.0	*	*	*	*
6.4	*	*	*	*

* For prolonged usage, we recommend you use the BM-164.

- Extra long nose for accessing to hard to reach riveting places.
- Extension type tool that gives the possibility to set blind rivets using only one hand.
- Main body and handle manufactured in a high density aluminium casting.
- Comfortable handle for a better riveting.
- The connecting bars that constitute the bellows are manufactured in straps of steel.
- Provided with additional nosepieces allocated in the handle.



FEATURES



BM 92

Ref. 02BM00920

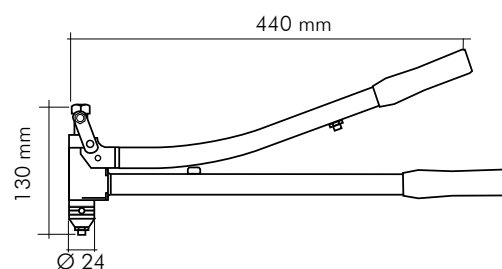
TECHNICAL DATA

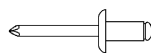
WEIGHT: 1.590 grs.
LENGTH: 440 mm.
STROKE: 10 mm.
CAPACITY: Up to 6.0 mm.

RIVET Ø mm	MATERIAL			
	Aluminium	Steel	Stainless Steel	Copper
3.0	✓	✓	✓	✓
3.2	✓	✓	✓	✓
4.0	✓	✓	✓	✓
4.8	✓	*	*	*
5.0	✓	*	*	*
6.0	*	*	*	*

* It needs a nosepiece that is supplied as accessory.

- For use both in and outdoors.
- Main body, levers and the anchoring are made of the highest quality steel.
- Head for access to difficult riveting places.
- Comfortable and ergonomic handles.
- Only one of the levers can be moved, for use in reduced spaces.
- A cavity within the tool for the additional nosepieces.





FEATURES

- Main body manufactured in a high density aluminium casting.
- Levers and anchoring made of high quality steel for more resistance.
- Comfortable and ergonomic handles.
- Mandrel collector to keep the cleanliness and safety of the working area.
- Solid, safe and durable tool.
- Supplied with additional nosepieces.

BM 160

Ref. 02BM01600

BM 160 PLASTIC CASE

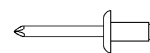
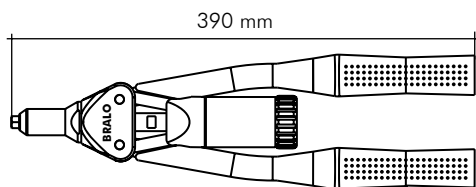
Ref. 02BM01602

TECHNICAL DATA

WEIGHT: 1.360 grs.
LENGTH: 390 mm.
STROKE: 10 mm.
CAPACITY: Up to 6.0 mm and 5.2 S-Trebol.

RIVET Ø mm	MATERIAL			
	Aluminium	Steel	Stainless Steel	Copper
3.0 - 3.2	✓	✓	✓	✓
4.0	✓	✓	✓	✓
4.8	✓	✓	✓	✓
4.8 Structural	*	*	*	
5.0	✓	✓	✓	
6.0	✓			
5.2 S-Trebol	*			

* It needs special nosepiece that is supplied as accessory.



FEATURES

- Main body manufactured in a high density aluminium casting.
- Levers and anchoring made of high quality steel for more resistance.
- Comfortable and ergonomic handles.
- Mandrel collector to keep the cleanliness and safety of the working area.
- Powerful, safe and durable tool.
- Supplied with additional nosepieces.

BM 164

Ref. 02BM01640

BM 164 PLASTIC CASE

Ref. 02BM01642

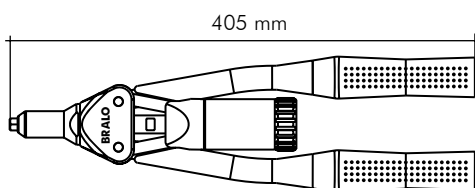
TECHNICAL DATA

WEIGHT: 1.420 grs.
LENGTH: 405 mm.
STROKE: 10 mm.
CAPACITY: Up to 6.4 S-Trebol.

RIVET Ø mm	MATERIAL			
	Aluminium	Steel	Stainless Steel	Copper
4.8	✓	✓	✓	✓
5.0	✓	✓	✓	✓
6.0	✓	✓	✓	
6.4	✓	✓	✓	
5.2 S-Trebol	*			
6.4 S-Trebol	*			
6.0 Hardgrip	**			
6.4 Hardlock	**			

* It needs special nosepiece that is supplied as accessory.

** It needs jaws that are supplied as accessories.



MANUAL RIVETING TOOLS FOR RIVET NUTS

Placement tools with robust and ergonomic lever, suitable for works, maintenance works and repairs services.

T-105



MANUAL RIVETING TOOLS FOR RIVET NUTS

T 105 BOX

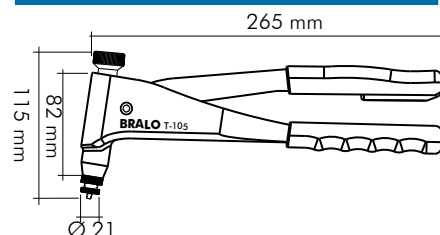
Ref. 02TR01050

T 105 PLASTIC BOX

T-105+ Assortment M4, M5 and M6 Steel Insert Nuts large and reduced.

Ref. 02TR0105PB

RIVET NUT Ø mm	MATERIAL		
	Aluminium	Steel	Stainless steel
M-3	✓	✓	✓
M-4	✓	✓	✓
M-5	✓	✓	✓
M-6	✓	✓	✓



CHARACTERISTICS

- For use both in and outdoors.
- Slim design for access to difficult riveting places.
- Main body made in aluminium alloy.
- Light tempered steel lever.
- Nosepiece spanner fixed on the tool.
- Ergonomic handles to get a better riveting.

TECHNICAL DATA

WEIGHT: 670 grs.
LENGTH: 265 mm.
WIDE: 115 mm.
STROKE: 7.5 mm.
CAPACITY: M3 to M6.

TR-412

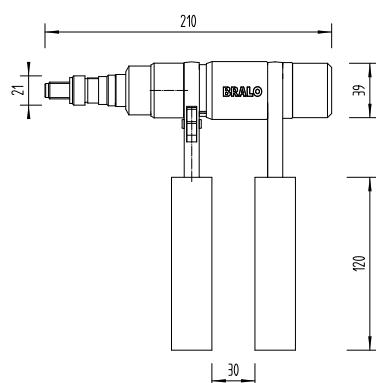


MANUAL RIVETING TOOLS FOR RIVET NUTS

TR-412 PLASTIC BOX

Ref. 02TR04120

RIVET NUT Ø mm	MATERIAL		
	Aluminium	Steel	Stainless steel
M-4	*	*	*
M-5	✓	✓	✓
M-6	✓	✓	✓
M-8	✓	✓	✓
M-10	✓	✓	✓
M-12	✓	✓	✓



CHARACTERISTICS

- Usable for indoor and outdoor applications.
- Ideal to fix elements in tight spaces or with difficult access.
- It works with reduced consumption of force thanks to the special design of the lever.
- Easy and quick change of mandrels.
- Ergonomic handles.

TECHNICAL DATA

WEIGHT: 1000 grs.
LENGTH: 210 mm.
STROKE: 8 mm.
CAPACITY: M4 to M12, Stud nuts and UNC rivet nuts.

ACCESSORIES TR-412

The riveter is equipped with mandrels and nosepieces for M-5 to M-12. The M-4 Rivet Nuts will be supplied as an accessory. The M-4, M-5 and M-6 Stud nuts Kits are supplied as accessories.



CHARACTERISTICS

- Main body is made in a high density aluminium casting.
- The multiplier effect guarantees that just a minimum amount of strength is required.
- Ergonomic handles that facilitate the riveting process.
- Easy to adjust and to fix the stroke through a knurled adjustment nut.
- Hand threading and unthreading of the rivet nut with a central rotating handle.

TECHNICAL DATA

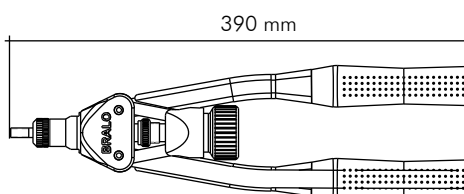
WEIGHT: 1.470 grs.
LENGTH: 390 mm.
STROKE: 6 mm.
CAPACITY: M-3 to M-8 and Stud nuts

T 308 PLASTIC BOX

Ref. 02TR03080

TUERCA ∅ mm	MATERIAL		
	Aluminium	Steel	Stainless steel
M-3	✓	✓	✓
M-4	✓	✓	✓
M-5	✓	✓	✓
M-6	✓	✓	✓
M-8	✓	✓	✓

* This riveter is capable to fix steel studs nuts. Special nosepieces are required and are supplied as accessories.



CHARACTERISTICS

- The multiplier effect guarantees that just a minimum amount of strength is required.
- Main body is made in a high density aluminium casting.
- Levers and anchoring made in a high quality steel.
- Comfortable and ergonomic handles.
- Easy to adjust and to fix the stroke through a knurled adjustment nut.
- Hand threading and unthreading of the rivet nut with a central rotating handle.

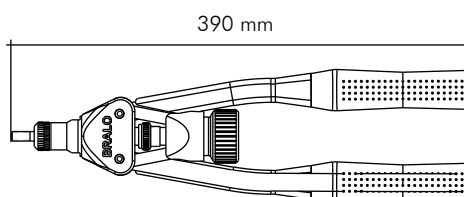
TECHNICAL DATA

WEIGHT: 1.510 grs.
LENGTH: 390 mm.
STROKE: 7 mm.
CAPACITY: M-6 to M-12.

TR-312 PLASTIC BOX

Ref. 02TR03120

RIVET NUT ∅ mm	MATERIAL		
	Aluminium	Steel	Stainless steel
M-6	✓	✓	✓
M-8	✓	✓	✓
M-10	✓	✓	✓
M-12	✓	✓	✓



2023 CATALOGUE

www.bralo.com



PRODUCTION PLANTS

BRALO ESPAÑA, S.A.

Milanos 12, Pol. Ind. La Estación
28320 Pinto (Madrid) SPAIN
Tel.: +34 91 692 82 85
Fax: +34 91 692 10 07
bralo@bralo.com

BRALO MEXICO, S.A. De C.V.

Eje 7 Norte No. 110
Parque Industrial Toluca 2000
Toluca, Edo de México, C.P. 50200 MEXICO
Tel.: +52 722 2497217
bralo.mx@bralo.com

BRALO NINGBO CHINA

China Ningbo European Industrial Park
Binhai 1st Rd. Hangzhou Way Bay New Zone
Ningbo, Zhejiang, CHINA
Tel.: +865 7463077691
bralo.cn@bralo.com

COMMERCIAL DELEGATIONS

BRALO ESPAÑA, S.A.

Milanos 12, Pol. Ind. La Estación
28320 Pinto (Madrid) SPAIN
Tel.: +34 91 692 82 85
Fax: +34 91 692 10 07
bralo@bralo.com

BRALO U.K. LTD

Leabrook Road
Wednesbury, West Midlands
WS10 7NB UNITED KINGDOM
Tel.: +44 121 567 3230
bralo.uk@bralo.co.uk

BRALO DEUTSCHLAND, GmbH

Mergelfeld 24
D-31275 Lehrte OT Ahlten, GERMANY
Tel.: +49 5132 504601
bralo.de@bralo.com

BRALO ITALIA s.r.l.

Via Carlo Doppieri 15
28100 Novara, ITALY
Tel.: +39 0321 622601
bralo.it@bralo.com

BRALO CZ, s.r.o.

Rípšká 11b
627 00 Brno, CZECH REPUBLIC
Tel.: +420 545 428 611
bralo.cz@bralo.com

BRALO FRANCE, S.A.S

17 Impasse des Alpilles
38070 Saint-Quentin-Fallavier
Tel.: +33 4 74946294
bralo.fr@bralo.com

BRALO Baglanti Elemanlari San.ve Tic.

İstanbul Anadolu Yakası OSB
7 Sokak No: 3
Tuzla 34953 Istanbul, TURKEY
Tel.: +90 216 5932710
bralo.tr@bralo.com

BRALO PORTUGUESA, Lda.

Pq. Ind. Sintra/Estoril VII – Pav.A3
Rua Tapada Nova, 9 Capa Rota – Linhó
2710-297 Sintra, PORTUGAL
Tel.: +351 21 9245270
bralo.pt@bralo.com

BRALO NINGBO CHINA

China Ningbo European Industrial Park
Binhai 1st Rd. Hangzhou Way Bay New Zone
Ningbo, Zhejiang, CHINA
Tel.: +865 7463077691
bralo.cn@bralo.com

BRALO MEXICO, S.A. De C.V.

Eje 7 Norte No. 110
Parque Industrial Toluca 2000
Toluca, Edo de México, C.P. 50200 MEXICO
Tel.: +52 722 2497217
bralo.mx@bralo.com



THE QUALITY IN RIVETS, INSERT NUTS AND RIVETING TOOLS