



Oil Temperature Controllers Type 180 H 9 I - 210 H 6/12 - 210 H 9/18/24 - ZH - XH



SISE offers one of the biggest lines on the market for Oil applications, with heating power ranging from 6 to 200 kW for temperature up to 350°C

SISE also builds skids to customer specifications, and is one of the world's leaders in Very High Temperature and Very High Pressure TPC type applications (Tubes heated by Passage of Current)





PLASTICS TECHNOLOGY UNDER CONTROL



HIGH TEMPERATURE OIL APPLICATIONS

Thanks to the joint experience of SISE and PARMILLEUX (acquired in 2003), our oil mold temperature controllers (180/210/250/300/350°C), developed and built by SISE, fully comply with safety rules & regulations. These mold temperature controllers ensure high-quality control in all high temperature applications requiring up to 200 kW of heating power (large molds, double-layered tanks, calendering, heating plates, fast soft start, and process control for chemical, petrochemical & pharmaceutical applications...) as well as custom monitoring of temperature conditions.

All components are carefully selected for their performance, sturdiness and reliability in high temperature applications.



XH 20

SISE carefully designed these products to allow for simple set-up (easy pipes purging) and ensure accessibility and maintenance for all major components. The standard XH and XH expansion tanks are designed for high volume circuits.



210H 12

Depending on models, horizontal boilers (model 210 H) or vertical boilers (Models XH & ZH) have the ability to change the heating elements without draining the circuit.



The low load density per cm² of elements reduces oil cracking problems and limits purges, all for an optimized investment. These mold temperature controllers are equipped with pumps covering a wide array of throughputs (Salmson, Allweiler or Speck with magnetic coupling). This ensures a small temperature gap between the incoming and outgoing oil.



Solid State Relays

This option allows for more precise control and a prolonged life when compared to a standard relay.



anti-thermosyphon spiral tube

For the 250°C and above models, an anti-thermosyphon spiral tube in the expansion tank is used to keep air-exposed oil at low temperature (no oxydation and no smoke).





OIL MOLD TEMPERATURE CONTROLLERS : TECHNICAL CHARACTERISTICS

MODEL	180H 9I	210H 6/9/12	210H 9/18/24	ZH 18	ZH 30	ZH 45	ZH 60	ZH 75	XH 6	XH 10	XH 20	XH 30	XH 40	XH 50/60/75	XH 100	XH 200
Maximum Temperature °C	180	210	210	210	210	210	210	210	300	300	300	300	300	300	300	300
Heating capacity kW	9	6/9/12	9/18/24	18	30	45	60	75	6,5	13	21,6	32,4	43,2	54/64,8/75,6	108	216
Heating Stages	1	1	1	1	2	3	2	3	1	1	3	3	3	3	4	4
Flow L/Min (Max)	60	60	60/100	215	215	215	800	917	180	215	215	215	800	917	1250	1250
Pressure Max (Bar)	3,5	5	6,5	3	3	3	2,6	2,8	1,4	3	3	3	2,6	2,8	2,8	2,8
Oil Volume (L)	20	15	25	30	80	80	85	95	30	30	80	80	85	95	160	275
Expansion Volume (L)	3	9	15	30	40	40	40	92	30	30	40	40	40	92	200	310
Dimensions (mm)																
L	740	900	930	625	710	710	760	950	625	625	710	710	760	950	1200	1300
W	328	320	428	850	900	900	1020	1180	850	850	900	900	1020	1180	1450	1450
H	540	600	852	1080	1550	1550	1550	1650	1080	1080	1550	1550	1550	1650	1775	1825
Weight kg (empty)	≈57	≈81	≈115	≈180	≈300	≈320	≈430	≈480	≈175	≈180	≈300	≈320	≈430	≈480/510/540	≈900	≈1250

OPTIONS

MODEL	180H 9I	210H 6/9/12	210H 9/18/24	ZH 18	ZH 30	ZH 45	ZH 60	ZH 75	XH 6	XH 10	XH 20	XH 30	XH 40	XH 50/60/75	XH 100	XH 200
Cooling capacity kW	42	45	160	●	●	●	●	●	●	●	●	●	●	●	●	●
Pressure gauge	Standard			●	●	●	●	●	●	●	●	●	●	●	●	●
Remote Temperature Sensor / Remote Alarm	●	●	●	●	●	●	●	●	●	●	●	●	●	●	●	●
Manifold Multi - Inlets / Outlets	●	●	●	●	●	●	●	●	●	●	●	●	●	●	●	●
Flange connection	●	●	●	●	●	●	Standard		●	●	●	●	Standard			
Exchanger	Standard			●	●	●	●	●	●	●	●	●	●	●	●	●
Communication RS 485 / TTY / Modbus / Profibus / SPI	●	●	●	●	●	●	●	●	●	●	●	●	●	●	●	●
Flowmeter	●	●	●	●	●	●	●	●	●	●	●	●	●	●	●	●
3-way valve (anti-fouling system)	●	●	●	●	●	●	●	●	●	●	●	●	●	●	●	●
Solid State Relays	●	●	●	●	●	●	●	●	●	●	●	●	●	●	●	●
Remote control heating / cooling	●	●	●	●	●	●	●	●	●	●	●	●	●	●	●	●
Option 250°C	○	●	●	○	○	○	○	○	○	○	○	○	○	○	○	○
Option 350°C	○	○	○	○	○	○	○	○	○	●	●	●	●	●	●	●

●= option ○= not available

CUSTOM PRODUCTION UPON REQUEST :



3 channel valve on cooling circuit



XH200



Skids

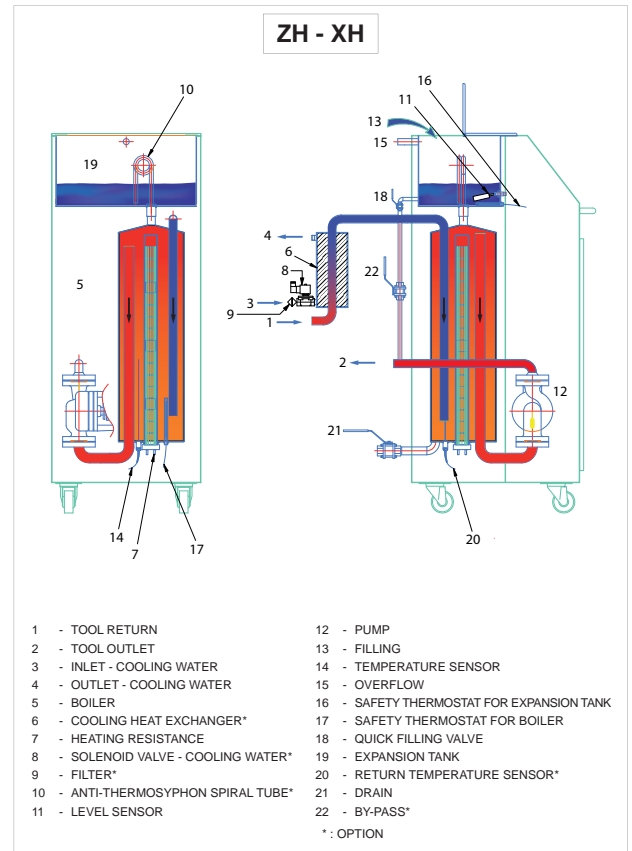
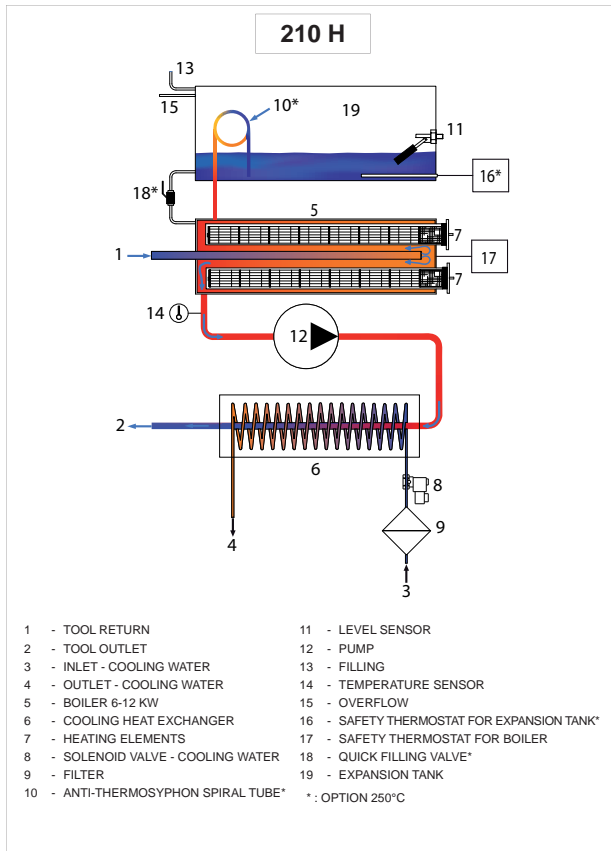


TPC

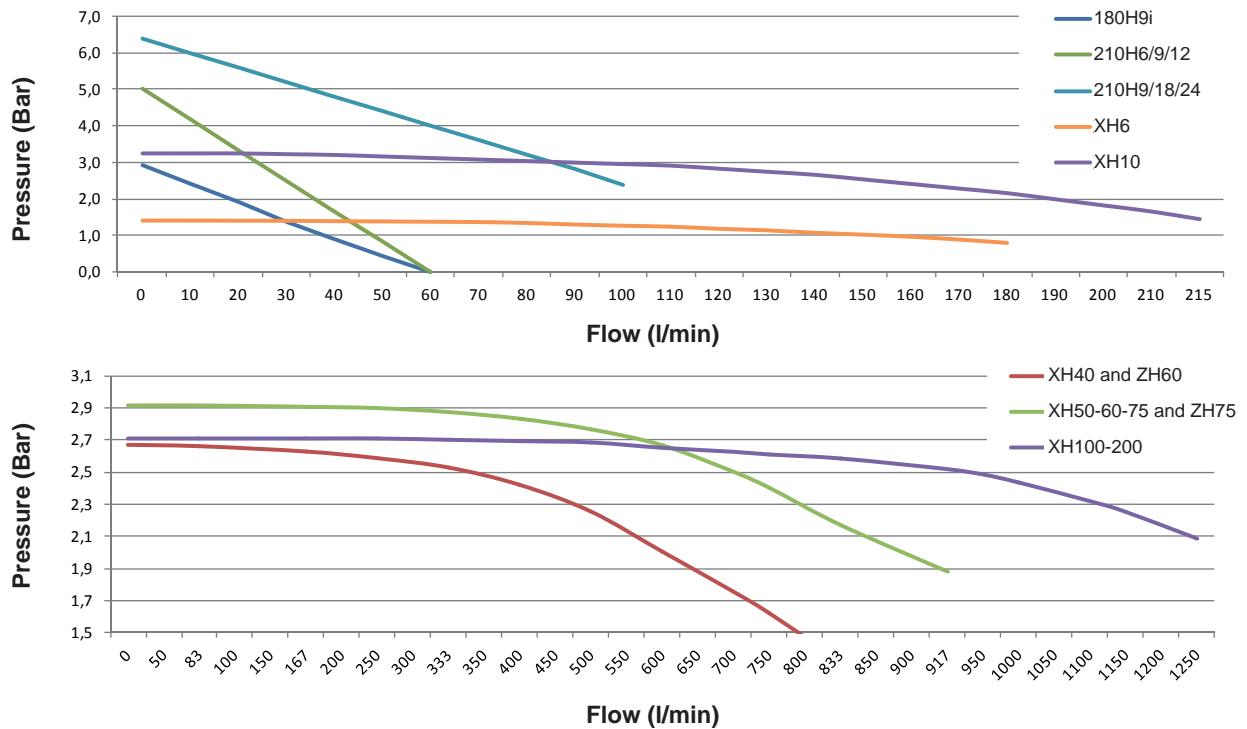




HYDRAULIC CIRCUITS :



PUMP CURVES :



SISE can come visit you for training, installation or after-sales support

