

2025

SYIL

**CNC
MILLING
TURNING**

TIME TO SHAKE THINGS UP

BROUGHT TO YOU BY



WHY SYIL Scandinavia?

Are you ready to join the 12,000+ Family?

- ✔ Engineering, so you can trust us to deliver a true and Personal Service
- ✔ Access to programming assistance from industry experts
- ✔ A dedicated and highly experienced service team covering the entire UK & Ireland
- ✔ Best-in-Class components used throughout all out machine builds
- ✔ State-of-the-Art Tech Centre committed to elevating your Customer Experience and driving Technical Innovation across our Product Lines
- ✔ Multiple choice of Market Leading Control Systems with Full Expert Training Provided
- ✔ Partnering with a meticulously chosen group of Leading Providers, including Titans of CNC allows us to offer a Comprehensive Personal Service

SYIL Scandinavia

- 🌐 dk.syil.com
- ✉ marcus@syil.com
- 📍 Birkedam 12N
DK-6000 Kolding



Discover your local Technical Sales Engineer through our website uk.syil.com for a free personal consultation on how the SYIL portfolio can Elevate your Business!

NO HARD-SELL, **WE'RE HERE TO HELP.**

EXPERIENCE ***THE DIFFERENCE***





EXPLORE THE X SERIES

The X Series ticks all the boxes for the person after a Best-in-Class VMC at a Market Leading Pricepoint.

From the compact 1000mm footprint X5, to the Beast that is teh X11; Discover why the X Series is your best selling range date...



WELCOME TO THE SYIL X RANGE

VERTICAL MACHINING CENTRES

SYIL X5

6-7

With best-in-class components, the X5 is a true performer housed in an ultra small footprint featuring a width of only 1000mm.

SYIL X7

8-9

A compact, cost-effective machine that is perfect for prototyping and one-offs, to full scale production.

SYIL X9

10-11

The new workhorse for UK Machine Shops!

SYIL X11

12-13

The 1000mm VMC you need for your bigger work pieces.



X5 Mini-Mill

Powerful, Compact and
formidably Fast.



TRAVEL DISTANCES

X Axis	300mm
Y Axis	260mm
Z Axis	300mm
Spindle Nose to Table Top	150-450mm
Spindle to Column surface	330mm

TABLE

Table Size (mm)	560x260
Max Table Load	150kg
T-Slot Number & Pitch	3 off @ 80mm
T-Slot Size	14mm

SPINDLE

Spindle Taper	BT30
Power-drive	Direct
Max Spindle RPM	20,000RPM
Spindle Power	7.5kW/10hp

FEED

Rapid Traverse (mm/min)	30,000
Guide Type	THK Linear Roller

AUTOMATIC TOOL CHANGER

Type	Wheel
Tool Stations	16
Max Tool Diameter	63mm
Max Tool Length	200mm
Max Tool Weight	3kg
Tool To Tool	1 second

OTHER DATA

Machine Weight	2180kg
Operating Footprint LxWxH (mm)	2020x1000x2360
Electrical Requirement	30A @ 400V
Air Requirements (min)	6 Bar, 5 CFM Capable
Coolant tank capacity	80L

ULTRA COMPACT PRODUCTIVITY

With best-in-class components, the X5 is a true performer housed in an ultra small footprint featuring a width of only 1000mm.

The direct-drive 20,000 rpm spindle coupled with the high speed direct drive tool changer makes for blisteringly quick machining. Not bad for a small machine that weighs a whopping 2180kgs!

X5 Spec List

What's Included on a Standard Machine?



AVAILABLE CONTROL OPTIONS:

- ✓ LNC M6800 (available in Single Phase)
- ✓ Syntec 22 MA
- ✓ Fanuc Oi-MF Plus
- ✓ Siemens Sinumerik 828D

STANDARD TECH OPTIONS:

- ✓ 20,000rpm Direct-Drive Spindle
- ✓ 16 Station Wheel Type ATC
- ✓ High Flow Coolant Pump and 80L Tank
- ✓ LED Lighting
- ✓ High Precision Absolute Servos
- ✓ Rigid Tapping
- ✓ Remote Handwheel
- ✓ Networking/USB File Transfer
- ✓ Coolant Washdown Gun
- ✓ Air Gun Outlet

STANDARD BUILD FEATURES:

- ✓ Schneeberger Epoxy Casting
- ✓ Japanese THK Linear Guides
- ✓ Heavy Duty Steel Way Covers
- ✓ Side Vision Panels (removable)
- ✓ GE Approved Safety Circuits

STANDARD SERVICE FRSYIL SCANDINAVIA:

- ✓ Backup and tech support
- ✓ Delivery, siting and commissioning
- ✓ 24 months parts & labour warranty
- ✓ (option to extend available)

OPTIONAL EXTRAS

- ✓ 4th Axis NC Rotary Table with Tailstock
- ✓ Renishaw Job and Datum Probe
- ✓ Renishaw Tool Setting & Broken Tool Detector
- ✓ Siemens ShopMill & CAD Reader
- ✓ Fanuc Manual I Guide
- ✓ FilterMist Extraction Unit
- ✓ Swarf Conveyor

X7 VMC

Small Size, Big Benefits



TRAVEL DISTANCES

X Axis	400mm
Y Axis	300mm
Z Axis	380mm
Spindle Nose to Table Top	150-530mm
Spindle to Column surface	358mm

TABLE

Table Size (mm)	700x300
Max Table Load	150kg
T-Slot Number & Pitch	3 off @ 100mm
T-Slot Size	14mm

SPINDLE

Spindle Taper	BT30
Power-drive	Belt
Max Spindle RPM	12,000RPM
Spindle Power	12kW/16hp

FEED

Rapid Traverse (mm/min)	30,000
Guide Type	THK Linear Roller

AUTOMATIC TOOL CHANGER

Type	Umbrella
Tool Stations	12
Max Tool Diameter	63mm
Max Tool Length	200mm
Max Tool Weight	3kg
Tool To Tool	1.5 seconds

OTHER DATA

Machine Weight	2220kg
Operating Footprint LxWxH (mm)	1800x1600x2250
Electrical Requirement	32A @ 400V
Air Requirements (min)	6 Bar, 5 CFM Capable
Coolant tank capacity	80L

THE BIG BROTHER ON BT30

A compact, cost-effective machine that is perfect for prototyping and one-offs, to full scale production.

Its small footprint allows for easy setup in limited spaces, while maintaining high precision and power. With 12,000RPM and 30M/min rapids as standard, get ready for true productivity and increased revenues!

X7 Spec List

What's Included on a Standard Machine?



AVAILABLE CONTROL OPTIONS:

- ✓ LNC MI6800 (available in Single Phase)
- ✓ Syntec 22MA
- ✓ Fanuc Oi-MF Plus
- ✓ Siemens Sinumerik 828D

STANDARD TECH OPTIONS:

- ✓ 12,000rpm Belt Driven Spindle
- ✓ 12 Station Umbrella Type ATC
- ✓ High Flow Coolant Pump & 80LTank
- ✓ LED Lighting
- ✓ High Precision Absolute Servos
- ✓ Rigid Tapping
- ✓ Remote Handwheel
- ✓ Networking/USB File Transfer
- ✓ Coolant Washdown Gun
- ✓ Air Gun Outlet

STANDARD BUILD FEATURES:

- ✓ Schneeberger Epoxy Casting
- ✓ Japanese THK Linear Guides
- ✓ Heavy Duty Steel Way Covers
- ✓ Side Vision Panels (removable)
- ✓ CE Approved Safety Circuits

STANDARD SERVICE FROM SYIL SCANDINAVIA:

- ✓ Backup and tech support
- ✓ Delivery, siting and commissioning
- ✓ 24 month parts & labour warranty (option to extend available)

OPTIONAL EXTRAS

- ✓ 30.000RPM HSK-E40 Spindle Upgrade
- ✓ 16 Station ATC High Speed Servo Upgrade
- ✓ 4th Axis NC Rotary Table with Tailstock
- ✓ Renishaw Job and Datum Probe
- ✓ Renishaw Tool Setting & Broken Tool Detector
- ✓ Siemens ShopMill & CAD Reader
- ✓ Fanuc Manual I Guide
- ✓ Thru Spindle Coolant (20 Bar) Only available with 30.000RPM Spindle Upgrade
- ✓ Filtermist Extraction Unit
- ✓ Swarf Conveyor
- ✓ Full 5 Axis NC Rotary Table

X9 VMC



Speed, Power and Rigidity where it matters.

TRAVEL DISTANCES

X Axis	760mm
Y Axis	500mm
Z Axis	500mm
Spindle Nose to Table Top	100-600mm
Spindle to Column surface	530mm

TABLE

Table Size (mm)	850x500
Max Table Load	500kg
T-Slot Number & Pitch	5 off @ 100mm
T-Slot Size	18mm

SPINDLE

Spindle Taper	BT40
Power-drive	Belt/direct
Max Spindle RPM	12,000RPM
Spindle Power	17.2kW/23hp

FEED

Rapid Traverse (mm/min)	30,000
Guide Type	THK Linear Roller

AUTOMATIC TOOL CHANGER

Type	Arm
Tool Stations	24
Max Tool Diameter	125mm
Max Tool Length	240mm
Max Tool Weight	7kg
Tool To Tool	2 second

OTHER DATA

Machine Weight	6000kg
Operating Footprint LxWxH (mm)	1850x2245x2800
Electrical Requirement	38A @ 400V
Air Requirements (min)	6 Bar, 5 CFM Capable
Coolant tank capacity	130L

THE TRUE MID SIZE MONSTER

The new workhorse for UK Machine Shops!
This machine will meet any requirement for Mid Sized Parts. With supreme rigidity at a weight of 6000kg; the X9 will make light work of any material. The X9 will also speed up production with its standard 12,000 PPM spindle and SOM/Min Rapids!

X9 Spec List

What's Included on a Standard Machine?

AVAILABLE CONTROL OPTIONS:

- ✓ Syntec 22MA
- ✓ Fanuc Oi-MF Plus
- ✓ Siemens Sinumerik 828D

STANDARD TECH OPTIONS:

- ✓ 12,000rpm Direct-Drive Spindle
- ✓ 24 Station Arm Type ATC
- ✓ High Flow Coolant Pump&130LTank
- ✓ LED Lighting
- ✓ High Precision Absolute Servos
- ✓ Rigid Tapping
- ✓ Remote Handwheel
- ✓ Network!ng/USB File Transfer
- ✓ Coolant Washdown Gun
- ✓ Air Cun Outlet

STANDARD BUILD FEATURES:

- ✓ Schneeberger Epoxy Casting
- ✓ Japanese THK Linear Guides
- ✓ Heavy Duty Steel Way Covers
- ✓ Side Vision Panels (removable)
- ✓ CE Approved Safety Circuits

STANDARD SERVICE FROM SYIL SCANDINAVIA:

- ✓ Backup and tech support
- ✓ Delivery, siting and commissioning
- ✓ 24 month parts & labour warranty (option to extend available)

OPTIONAL EXTRAS

- ✓ 24,000rpm Spindle Upgrade
- ✓ 4th Axis NC Rotary Table and Tail Stock
- ✓ Full 5 Axis NC Rotary Table
- ✓ Renishaw Job and Datum Probe
- ✓ Renishaw Tool Setting & Broken Tool Detector
- ✓ Siemens ShopMill & CAD Reader
- ✓ Fanuc Manual I Guide
- ✓ Filtermist Extraction Unit
- ✓ Thru Spindle Coolant (20 Bar)
- ✓ Swarf Conveyor



X11 VMC

1000mm of Dynamic Performance



TRAVEL DISTANCES

X Axis	1000mm
Y Axis	500mm
Z Axis	500mm
Spindle Nose to Table Top	110-610mm
Spindle to Column surface	650mm

TABLE

Table Size (mm)	1050x550
Max Table Load	600kg
T-Slot Number & Pitch	5 off @ 90mm
T-Slot Size	18mm

SPINDLE

Spindle Taper	BT40
Power-drive	Belt/direct
Max Spindle RPM	12,000RPM
Spindle Power	17.2kW/23hp

FEED

Rapid Traverse (mm/min)	30,000
Guide Type	THK Linear Roller

AUTOMATIC TOOL CHANGER

Type	Arm
Tool Stations	24
Max Tool Diameter	120mm
Max Tool Length	300mm
Max Tool Weight	7kg
Tool To Tool	23 seconds

OTHER DATA

Machine Weight	7000kg
Operating Footprint LxWxH (mm)	2700x2300x2800
Electrical Requirement	38A @ 400V
Air Requirements (min)	6 Bar, 5 CFM Capable
Coolant tank capacity	240L

THE TRUE MID SIZE MONSTER

The new workhorse for UK Machine Shops!
This machine will meet any requirement for Mid Sized Parts. With supreme rigidity at a weight of 6000kg; the X9 will make light work of any material. The X9 will also speed up production with its standard 12,000 PPM spindle and SOM/Min Rapids!

X11 Spec List

What's Included on a Standard Machine?

AVAILABLE CONTROL OPTIONS:

- ✓ Syntec 22MA
- ✓ Fanuc Oi-MF Plus
- ✓ Siemens Sinumerik 828D

STANDARD TECH OPTIONS:

- ✓ 12,000rpm Direct-Drive Spindle
- ✓ 24 Station Arm Type ATC
- ✓ High Flow Coolant Pump & 240L Tank
- ✓ LED Lighting
- ✓ High Precision Absolute Servos
- ✓ Rigid Tapping
- ✓ Remote Handwheel
- ✓ Networking/USB File Transfer
- ✓ Coolant Washdown Gun
- ✓ Air Gun Outlet

STANDARD BUILD FEATURES:

- ✓ Schneberger Epo>ty Casting
- ✓ Japanese THK Linear Guides
- ✓ Heavy Duty Steel Way Covers
- ✓ Side Vision Panels (removable)
- ✓ CE Approved Safety Circuits

STANDARD SERVICE FROM SYIL SCANDINAVIA:

- ✓ Backup and tech support
- ✓ Delivery, siting and commissioning
- ✓ 24 month parts & labour warranty (option to extend available)

OPTIONAL EXTRAS

- ✓ 24,000RPM HSK-A63 Spindle Upgrade
- ✓ 4th Axis NC Rotary Table and Tail Stock
- ✓ Renishaw Job and Datum Probe
- ✓ Renishaw Tool Setting Probe & Broken Tool Detector
- ✓ Siemens ShopMill & CAD Reader
- ✓ Fanuc Manual I Guide
- ✓ Thru Spindle Coolant (20 Bar)
- ✓ Filtermist Extraction Unit
- ✓ Full 5 Axis NC Rotary Table
- ✓ Swarf Conveyor





EXPLORE THE L SERIES

2 Axis Turning Centres, Mill Turns with C Axis and Y Axis to Sub-Spindle options.

Best in class components ensure superior accuracy, repeatability and performance. Whether you are prototyping or producing components in small or large batches, SYIL lathes deliver exceptional results every single time.



WELCOME TO THE SYIL L RANGE

TURNING CENTRES

SYIL L2

16-17

The L2 is a 2 axis turning centre that's small in footprint but big on results.

SYIL L3

18-19

If you need a turning centre that packs a punch, look no further than the L3.

SYIL L4

20-21

If you need a turning centre that packs a punch, look no further than the L4.



L2 Turning Centre

Your Performance
Turning partner



CLASS LEADING PERFORMANCE!

The L2 is a 2 axis turning centre that's small in footprint but big on results. Built with best-in-class components, the L2 offers the best of both worlds: it excels in small batch production, and its modular design easily allows for expanded functions in particular automated processing on larger part quantities.

CAPACITY

Chuck Size Dia	8"/200mm
Max swing diameter over bed	510mm
Max swing diameter over carriage	260mm
Max workpiece length	300mm
Max workpiece diameter	380mm

SPINDLE

Max spindle speed	4.000RPM
Spindle nose	A2-6
Spindle bore diameter	66mm
Through spindle bore diameter	52mm
Spindle power	15kW/20hp

TURRET

Type	Servo Turret
Tool Stations	8/12 optional
Tool shank size	25x25/20x20
Tool shank diameter	40mm/32mm

TRAVELS

X, Z Rapid Traverse (mm/min)	30,000
X Travel	200mm
Z Travel	360mm

ACCURACY

Finish turning cylindrical accuracy	IT6
Finished turned parts roundness	0.003mm
Positional accuracy X	0.005mm
Positional accuracy Z	0.008mm
Repeatability X	0.002mm
Repeatability Z	0.004mm

OTHER DATA

Machine Weight	3050kg
Operating Footprint LxWxH (mm)	1775x1600x1690
Electrical Requirement	25A @ 400V
Air Requirements (min)	6 Bar, 5 CFM Capable
Coolant tank capacity	60L

L2 Spec List

What's Included on a Standard Machine?



AVAILABLE CONTROL OPTIONS:

- ✓ Syntec 22MA
- ✓ Fanuc Oi-MF Plus
- ✓ Siemens Sinumerik 828D

STANDARD TECH OPTIONS:

- ✓ 4000RPM, 20hp Spindle
- ✓ 8"/200mm Hydraulic Chuck
- ✓ 8 Station Block Type Turret
- ✓ 52mm Through Spindle Bore
- ✓ High Flow Coolant Pump
- ✓ LED Lighting
- ✓ High Precision Absolute Servos
- ✓ Remote Handwheel
- ✓ Networking/USB File Transfer
- ✓ Air Gun Outlet

STANDARD BUILD FEATURES:

- ✓ Japanese THK Linear Guides
- ✓ Heavy Duty Steel Way Covers
- ✓ CE Approved Safety Circuits

STANDARD SERVICE FROM SYIL SCANDINAVIA:

- ✓ Backup and tech support
- ✓ Delivery, siting and commissioning
- ✓ 24 months parts & labour warranty (option to extend available)

OPTIONAL EXTRAS

- ✓ Parts Catcher
- ✓ 12 Station Turret (20x20)
- ✓ Hydraulic Tail Stock
- ✓ Renishaw Tool Setter
- ✓ LNS Barfeed Systems
- ✓ Spindle Liner & Bush Set
- ✓ Siemens ShopTurn & CAD Reader
- ✓ Fanuc Manual I Guide
- ✓ Filtermist Extraction
- ✓ Hainbuch Collet Chuck

L3 LT/LTY/SS

The True One-Hit Turning Centre



THE ULTIMATE TURNING CENTRE

If you need a turning centre that packs a punch, look no further than the L3. This machine come standard with a live station turret and C Axis! Or you can opt for our live tooling Y axis version (the L3 LTY) or go even further with the Sub Spindle version which also includes the Y axis (the L3 SS)

CAPACITY

Chuck Size Dia	8"/200mm
Max swing diameter over bed	550mm
Max swing diameter over carriage	290mm (Y axis 200mm)
Max workpiece length	500mm (Y axis 530mm) (SS 450mm)
Max workpiece diameter	380mm

SPINDLE

Max spindle speed	4.000RPM
Spindle nose	A2-6
Spindle bore diameter	63mm
Through spindle bore diameter	52mm
Spindle power	15kW/20hp
Minimum C-axis indexing	0.001

SUB SPINDLE

Max spindle speed	6.000RPM
Chuck Size Dia	6"/150mm
Spindle nose	A2-5
Spindle bore diameter	56mm
Through spindle bore diameter	45mm
Spindle power	11kW/15hp

TRAVELS

X, Z, SS, Rapid Traverse (mm/min)	30,000
X Travel	190+10mm
Z Travel	550mm

LIVE STATION TURRET

Type	Power Turret
Tool Stations (All Live)	12 BMT55
Tool shank size	25x25
Tool shank diameter	40mm
Max Live Tooling RPM	5000
Max tool to tool	05 seconds

ACCURACY

Finish turning cylindrical accuracy	IT6
Finished turned parts roundness	0.003mm
Positional accuracy X	0.005mm
Positional accuracy Z	0.008mm
Repeatability X	0.002mm
Repeatability Z	0.004mm

HYDRAULIC TAILSTOCK

Travels from Tail Stock to Chuck	465 (with Y axis 500mm)
Sleeve Taper	MT4

OTHER DATA

Machine Weight	4000kg
Operating Footprint LxWxH (mm)	2500x1720x1740
Operating Footprint (LTY, SS)	2680x1750x1850
Electrical Requirement	32A @ 400V
Air requirements (min)	6 Bar, 5 CFM Capable
Coolant Capacity	80L

L3 Spec List

What's Included on a Standard Machine?

▶ L3 LT LIVE TOOLING C AXIS

▶ L3 LTY LIVE TOOLING C AXIS/Y AXIS

▶ L3 SS LIVE TOOLING C AXIS/Y AXIS SUB SPINDLE

AVAILABLE CONTROL OPTIONS:

- ✓ Syntec 22MA
- ✓ Fanuc Oi-MF Plus
- ✓ Siemens Sinumerik 828D

STANDARD TECH OPTIONS:

- ✓ 4000RPM, 15kW/20HP Spindle
- ✓ 8"/200mm Hydraulic Chuck
- ✓ 12 Live Station power Turret
- ✓ Live Turret Max 5000RPM
- ✓ 52mm Through Spindle Bore
- ✓ C Axis with 0.001 indexing
- ✓ High Flow Coolant Pump
- ✓ LED Lighting
- ✓ High Precision Absolute Servos
- ✓ Remote Handwheel
- ✓ Networking/USB File Transfer
- ✓ Air Gun Outlet

STANDARD BUILD FEATURES:

- ✓ Japanese THK Linear Guides
- ✓ Heavy Duty Steel Way Covers
- ✓ CE Approved Safety Circuits

STANDARD SERVICE FROM SYIL SCANDINAVIA:

- ✓ Backup and tech support
- ✓ Delivery, siting and commissioning
- ✓ 24 months parts & labour warranty (option to extend available)

- ✓ Y Axis Capabilities +/- 50 mm

- ✓ 6,000RPM, 15HP Sub Spindle with 6"/150mm Hydraulic Chuck, 45mm Through Spindle Bore



OPTIONAL EXTRAS

- ✓ 65mm through spindle bore upgrade
- ✓ Parts Catcher
- ✓ 12 Station Live Sauter Turret
- ✓ Hydraulic Tail Stock for L3 LT & LTY
- ✓ Renishaw Tool Setter
- ✓ LNS Barfeed Systems
- ✓ Spindle Liner & Bush Set
- ✓ Siemens Advanced Programming
- ✓ Siemens CAD Reader
- ✓ Fanuc Manual I Guide
- ✓ Filtermist Extraction
- ✓ Hainbuch Collet Chuck
- ✓ Swarf Conveyor
- ✓ BMT 55 Driven Tool Holders

L4 LT/LTY/SS

The True One-Hit Turning Centre



THE BIG PART TURNING CENTRE

If you need a turning centre that packs a punch, look no further than the L4. This machine come standard Tailstock and optional 1500mm worksiece lengh! Or you can opt for our live tooling Y axis version (the L4 LTY) or go even further with the Sub Spindle version which also includes the Y axis (the L4 SS)

CAPACITY

Chuck Size Dia	10"/
Max swing diameter over bed	630mm
Max swing diameter over carriage	330mm
Max workpiece length	800mm (Optional 1100mm) (Optional 1500mm)
Max workpiece diameter	520mm

SPINDLE

Max spindle speed	3.500 RPM
Spindle nose	A2-8
Spindle bore diameter	91mm
Through spindle bore diameter	75mm
Spindle power	15 Kw
Minimum C-axis indexing	-

SUB SPINDLE

Max spindle speed	4500
Chuck Size Dia	8"
Spindle nose	A2-6
Spindle bore diameter	66
Through spindle bore diameter	52
Spindle power	17,2Kw

TRAVELS

X, Z, SS, Rapid Traverse (mm/min)	30 mm
X Travel	260+10mm
Z Travel	850mm/1150mm/1550mm

LIVE STATION TURRET

Type	Servo Turret
Tool Stations (All Live)	12 BMT55
Tool shank size	25x25
Tool shank diameter	40mm
Live Tooling Model	BMT65
Max tool to tool	0,5

ACCURACY

Finish turning cylindrical accuracy	IT6
Finished turned parts roundness	0.003mm
Positional accuracy X	0.005mm
Positional accuracy Z	0.008mm
Repeatability X	0.002mm
Repeatability Z	0.004mm

HYDRAULIC TAILSTOCK

Travels from Tail Stock to Chuck	800
Sleeve Taper	MT5

OTHER DATA

Machine Weight	6200kg/6800kg/7220kg
Operating Footprint LxWxH (mm)	(3522x3872x3992) x1982x1772
Electrical Requirement	64 A
Air requirements (min)	6 Bar
Coolant Capacity	160L

L4 Spec List

What's Included on a Standard Machine?

▶ L4 LT LIVE TOOLING C AXIS

▶ L4 LTY LIVE TOOLING C AXIS/Y AXIS

▶ L4 SS LIVE TOOLING C AXIS/Y AXIS SUB SPINDLE

AVAILABLE CONTROL OPTIONS:

- ✓ Syntec 22MA
- ✓ Fanuc Oi-MF Plus
- ✓ Siemens Sinumerik 828D

- ✓ Y Axis Capabilities +/- 50 mm

- ✓ 4500RPM, 15HP Sub Spindle with 8"/200mm hydraulic Chuck, 52mm Through Spindle Bore

STANDARD TECH OPTIONS:

- ✓ 3500RPM, 15Kx/45Hp Spindle
- ✓ 10" Hydraulic Chuck
- ✓ 12 Station servo Turret
- ✓ 75mm Through Spindle Bore
- ✓ High Flow Coolant Pump
- ✓ LED Lighting
- ✓ High Precision Absolute Servos
- ✓ Remote Handwheel
- ✓ Networking/USB File Transfer
- ✓ Air Gun Outlet

STANDARD BUILD FEATURES:

- ✓ Japanese THK Linear Guides
- ✓ Heavy Duty Steel Way Covers
- ✓ CE Approved Safety Circuits

STANDARD SERVICE FROM SYIL SCANDINAVIA:

- ✓ Backup and tech support
- ✓ Delivery, siting and commissioning
- ✓ 24 months parts & labour warranty (option to extend available)



OPTIONAL EXTRAS


- ✓ Parts Catcher
- ✓ 12 Station Live Turret
- ✓ Renishaw Tool Setter
- ✓ LNS Barfeed Systems
- ✓ Spindle Liner & Bush Set
- ✓ Siemens Advanced Programming
- ✓ Siemens CAD Reader
- ✓ Fanuc Manual I Guide
- ✓ Filtermist Extraction
- ✓ Hainbuch Collet Chuck
- ✓ Swarf Conveyor
- ✓ BMT 65 Driven Tool Holders



EXPLORE THE T SERIES

If you require speed, Precision and Efficiency for your operations, then our T Range is your Ultimate Solution.

Blisteringly Quick, they are designed to slash cycle times on repetitive parts in a wide range of materials.



WELCOME TO THE SYIL T RANGE

TURNING CENTRES

SYIL T5


24-25

Unlock your ability to compete with the best and get your jobs done quicker than the rest!

SYIL T7

26-27

Discover the SYIL T7, The bigger brother to the T5 with the exact same benefits!



T5 Machining Centre

Exceptionally Fast Machining, Made Simple



AGILE, PRECISE, FAST!

Unlock your ability to compete with the best and get your jobs done quicker than the rest! With the T5's 48M/min rapids and 20,000RPM spindle as standard, this machine has its targets set on Ultimate Productivity in your shop!

TRAVEL DISTANCES

X Axis	600mm
Y Axis	450mm
Z Axis	330mm
Spindle Nose to Table Top	150-480mm
Spindle to Column surface	320mm

TABLE

Table Size (mm)	700x420
Max Table Load	250kg
T-Slot Number & Pitch	3 off @ 125mm
T-Slot Size	14.3mm

SPINDLE

Spindle Taper	BT30
Power-drive	Direct
Max Spindle RPM	20,000RPM
Spindle Power	7.5kW/10hp

FEED

Rapid Traverse (mm/min)	48,000
Guide Type	THK Linear Roller

AUTOMATIC TOOL CHANGER

Type	Wheel
Tool Stations	21
Max Tool Diameter	63mm
Max Tool Length	250mm
Max Tool Weight	3kg
Tool To Tool	1 second

OTHER DATA

Machine Weight	2250kg
Operating Footprint LxWxH (mm)	2098x1550x2068
Electrical Requirement	30A @ 400V
Air Requirements (min)	6 Bar, 5 CFM Capable
Coolant tank capacity	60L

T5 Spec List

What's Included on a Standard Machine?



AVAILABLE CONTROL OPTIONS:

- ✓ Syntec22MA
- ✓ Fanuc Oi-MF Plus
- ✓ Siemens Sinumerik 828D

STANDARD TECH OPTIONS:

- ✓ 20,000rpm Direct-Drive Spindle
- ✓ 21 Station Wheel Type ATC
- ✓ 48M/min Rapids
- ✓ High Flow Coolant Pump
- ✓ LED Lighting
- ✓ High Precision Absolute Servos
- ✓ Rigid Tapping
- ✓ Remote Handwheel
- ✓ Networking/USB File Transfer
- ✓ Air Gun Outlet

STANDARD BUILD FEATURES:

- ✓ Schneberger Epoxy Granite Casting
- ✓ Japanese THK Linear Guides
- ✓ Heavy Duty Steel Way Covers
- ✓ Side Vision Panels (removable)
- ✓ CE Approved Safety Circuits

STANDARD SERVICE FROM SYIL SYIL SCANDINAVIA

- ✓ Backup and tech support
- ✓ Delivery, siting and commissioning
- ✓ 24 months Parts & Labour warranty (option to extend available)

OPTIONAL EXTRAS

- ✓ 4th Axis NC Rotary Table and Tail Stock
- ✓ 5th Axis NC Rotary Table
- ✓ Renishaw Job and Datum Probe
- ✓ RenishawTool Setting Probe & Broken Tool Detector
- ✓ Siemens ShopMill & CAD Reader
- ✓ Fanuc Manual I Guide
- ✓ Filtermist Extraction Unit

T7 Machining Centre

The Real Speed Demon



AGILE, PRECISE, FAST!

Discover the SYIL T7, The bigger brother to the T5 with the exact same benefits!

Discover the new era of High-Speed Machining and compete with the best!

TRAVEL DISTANCES

X Axis	700mm
Y Axis	450mm
Z Axis	330mm
Spindle Nose to Table Top	150-480mm
Spindle to Column surface	320mm

TABLE

Table Size (mm)	800x420
Max Table Load	250kg
T-Slot Number & Pitch	3 off @ 125mm
T-Slot Size	14.3mm

SPINDLE

Spindle Taper	BT30
Power-drive	Direct
Max Spindle RPM	20.000RPM
Spindle Power	7.5kW/10hp

FEED

Rapid Traverse (mm/min)	48,000
Guide Type	THK Linear Roller

AUTOMATIC TOOL CHANGER

Type	Wheel
Tool Stations	21
Max Tool Diameter	63mm
Max Tool Length	250mm
Max Tool Weight	3kg
Tool To Tool	1 second

OTHER DATA

Machine Weight	4500kg
Operating Footprint LxWxH (mm)	2098x1850x2068
Electrical Requirement	32A @ 400V
Air Requirements (min)	6 Bar, 5 CFM Capable
Coolant tank capacity	80L

T7 Spec List

What's Included on a Standard Machine?



AVAILABLE CONTROL OPTIONS:

- ✓ Syntec 22MA
- ✓ Fanuc Oi-MF Plus
- ✓ Siemens Sinumerik 828D

STANDARD TECH OPTIONS:

- ✓ 20,000rpm Direct-Drive Spindle
- ✓ 21 Station Wheel Type ATC
- ✓ 48M/min Rapids
- ✓ High Flow Coolant Pump
- ✓ LED Lighting
- ✓ High Precision Absolute Servos
- ✓ Rigid Tapping
- ✓ Remote Handwheel
- ✓ Networking/USB File Transfer
- ✓ Air Gun Outlet

STANDARD BUILD FEATURES:

- ✓ Schneberger Epoxy Granite Casting
- ✓ Japanese THK Linear Guides
- ✓ Heavy Duty Steel Way Covers
- ✓ Side Vision Panels (removable)
- ✓ CE Approved Safety Circuits

STANDARD SERVICE FROM SYIL SCANDINAVIA:

- ✓ Backup and tech support
- ✓ Delivery, siting and commissioning
- ✓ 24 months Parts & Labour warranty (option to extend available)


OPTIONAL EXTRAS


- ✓ 4th Axis NC Rotary Table and Tail Stock
- ✓ 5th Axis NC Rotary Table
- ✓ Renishaw Job and Datum Probe
- ✓ RenishawTool Setting Probe & Broken Tool Detector
- ✓ Siemens ShopMill & CAD Reader
- ✓ Fanuc Manual I Guide
- ✓ Filtermist Extraction Unit




START YOUR JOURNEY TODAY AND JOIN THE
12,000+ ALREADY INVESTED IN SYIL



 dk.syil.com

 marcus@syil.com

 Birkedam 12N DK-6000 Kolding

