



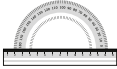



karmetal
SAWlutions



KDG 400x610 DM SEMI-AUTO DOUBLE MITER BAND SAW MACHINE

*Photo may feature machine with optional accessories.

CUTTING CAPACITY

	0°	45°	60°	-45°
	400 mm	400 mm	270 mm	400 mm
	300 mm	300 mm	270 mm	300 mm
	300x610 mm	300x430 mm	270x300 mm	300x410 mm

TECHNICAL SPECIFICATIONS

Main Motor	4 kW, ~ 1.400 rpm
Hydraulic Motor	0,37 kW, ~ 1.400 rpm
Hydraulic Tank Capacity	8 Litre
Coolant Motor	0,12 kW, ~ 2.800 rpm
Coolant Tank Capacity	60 Litre
Blade Speed	25-90 m/min
Blade Dimensions	4.780 x 34 x 1.1 mm
Machine Weight	1.154 Kg
Table Height	750 mm
Machine Dimensions	1.220 x 2.380 x 1.520 mm

STANDARD ACCESSORIES



CONTROL PANEL

- Control panel with buttons
- Easy control



LIMITED MOVABLE CONTROL PANEL BOX



SENSIBLE CUTTING FEED PRESSURE ADJUSTMENT

Allows the feed pressure to be adjusted according to the workpiece.



ADJUSTABLE BOW DOWN SPEED



ADJUSTABLE VISE PRESSURE



HYDRAULIC VISE

Full stroke hydraulic vise controlled via the control panel.



MOVEABLE GUIDE ARMS



BLADE BEDDING WITH CARBIDE AND BEARINGS



SWARF BRUSH

Removes swarf to keep the wheels and blade clean.



ROTATING VISE FLANGE



MOVEABLE VISE FLANGE




MANOMETER

Allows the blade tension level to be seen.




HYDRAMECHANICAL BLADE TENSIONING


Allows tensioning period and time to be adjusted.
Keeps the blade tensioned and prevents curve cutting



60 cm LONG MATERIAL STOPPER SYSTEM

**HYDRAULIC BRAKE****ROTATING TABLE****EASY READABLE ANGLE RULER****HYDRAULIC SUSPENSION CYLINDER****WHEEL BEDDING WITH BEARING**

**S.A.P (ITALY) BRAND COOLANT PUMP****BEVEL HELICAL GEARBOX****COVER SWITCH****TENSION SWITCH****ELECTRIC CABINAT SWITCH**

**ROLLERS TO SUPPORT FEEDING MATERIAL****SINGLE ROLLER TABLE****1,4M ROLLER TABLE****LEVELLING FOOT LEG****TRANSPORT HOOKS**



AUTOMATIC STOP WHEN

- The covers are open
- Blade is broken
- Blade tension is low


OPTIONAL ACCESSORIES



LASER LINE INDICATOR



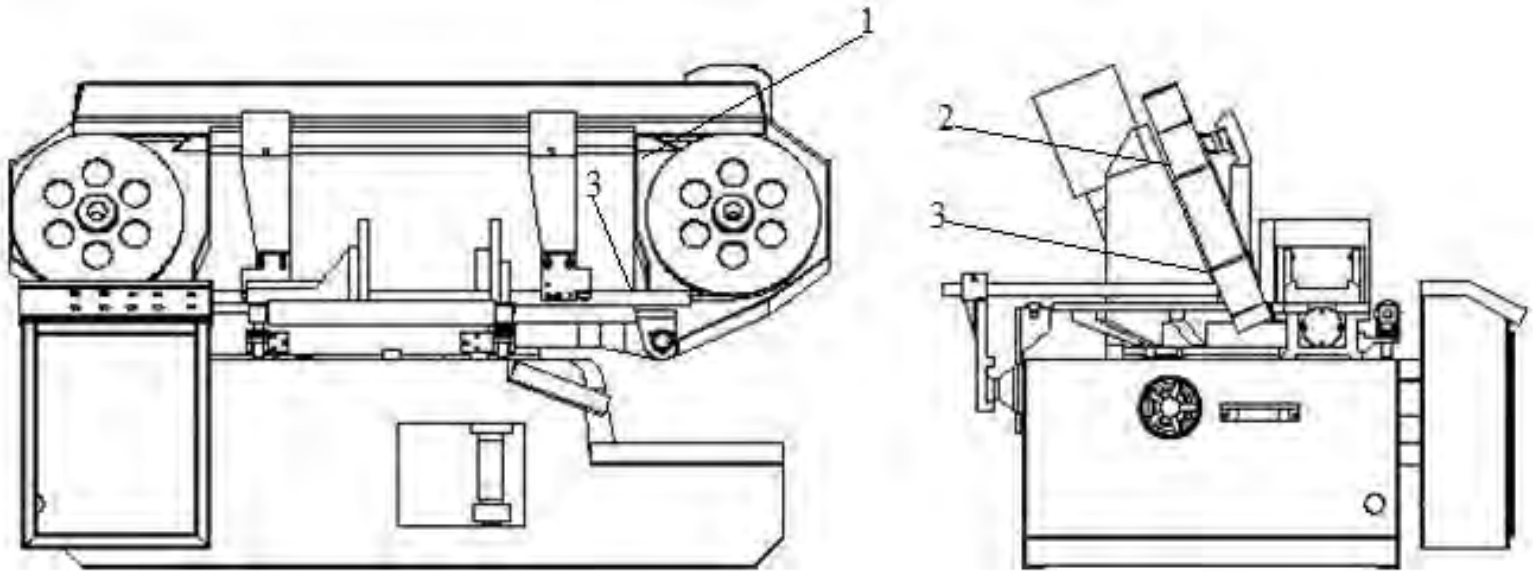
MICRO MOLECULAR COOLANT SYSTEM



HYDRAULIC TOP CLAMPING VISE

Holds the workpiece vertically with hydraulic power during cutting operation and provides bundle cutting. Simply to switch on \ off by using the valve.

SAFETY EQUIPMENTS



01	Cover Switch
02	Hydraulic Band Tension Switch
03	Upper Limit Switch
04	Lower Limit Switch

DIMENSIONS

