

Magnetic drilling machine








ECO.36+

Technical data

	Metric	Imperial
Annular cutting	Ø 12 - 36 mm	1/2" - 1 7/16"
Twist drilling (Weldon)	Ø 1 - 14 mm	1/16" - 9/16"
Countersinking	Ø 10 - 40 mm	3/8" - 1 9/16"
In-corner drilling	0°: 50 mm 90°: 53 mm 45°: 60 mm	2" 2 1/16" 2 3/8"
Length	310 mm	12 3/16"
Width	135 mm	5 5/16"
Height	165 mm	6 1/2"
Stroke	40 mm	1 9/16"
Weight	10,3 kg	22.7 lbs
Magnet (l x w x h)	80 x 160 x 37 mm	3 1/8" x 6 5/16" x 1 7/16"
Magnetic force	1200 kg	2645 lbs
Motor power	1050 W	9.5 A
Total power	1100 W	10 A
Speed (no load)	700 rpm	
Speed (load 1050 W, 9.5 A)	400 rpm	
Spindle (Weldon)	19,05 mm	3/4"
Voltage	110 - 120 V / 60 Hz 220 - 240 V / 50 - 60 Hz	



Features:

 Power surge protection	 Power fluctuation protection	 Gyro-Tec	 Automatic shut-off	 Carbon brush wear indicator	 In-corner: 50 mm (2")	 Height: 165 mm (6 1/2")
---	---	---	---	--	--	--

Benefits:

- One-speed gearbox
- User friendly Quick-Connect cutter fitment system
- Integrated motor cable, carrying handle and safety strap attachment
- Left and right mount ability of detachable ratchet feed handle
- Integrated tool cooling and lubrication
- Removable and slideable safety guard
- Lubrication bottle with magnet attachment
- Strong dual coil CNC machined magnet
- Reduced risk of damaging or hurting machine, tools, workpiece and operator
- Suitable for use in areas and workplaces where power supply is of less quality
- Reduced risk of armature damage
- Reduced risk of control unit(s) damage
- Timely service notification to avoid additional cost by unexpected downtime or unnecessary part replacement