

EWELLIX

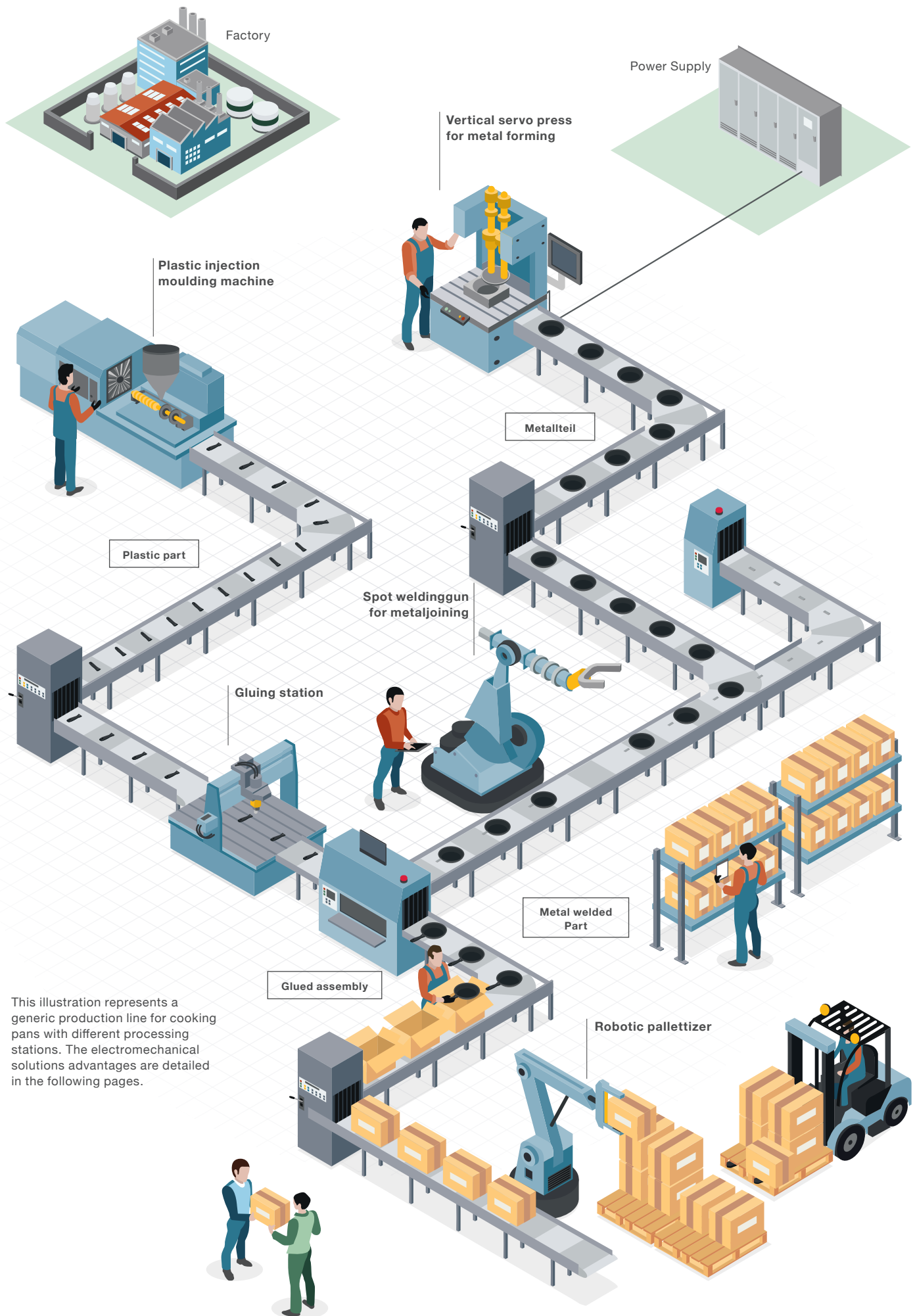
MAKERS IN MOTION

Fluid power replacement

Solutions for Industry 4.0



4.0



The heritage of innovation

Ewellix is a global innovator and manufacturer of linear motion and actuation solutions used in assembly automation, medical applications and mobile machinery. Formerly part of SKF Group, the Ewellix Group consists of 16 sales units and six factories. External net sales are approximately 250 EUR million and we employ around 1 250 people. Ewellix is headquartered in Gothenburg, Sweden and is owned by Triton.

Technology leadership

Our journey began **over 50 years** ago as part of the SKF Group, a leading global technology provider, with the world's first precision ball and roller screw factories. Our history with SKF provided us with the **expertise to continuously develop new technologies** and use them to create cutting edge products that offer our customers a competitive advantage.

In 2019, we became independent from SKF and changed our name to Ewellix. **We are proud of our heritage.** This gives us a unique foundation on which to build an agile business with engineering excellence and innovation as our core strengths.

Global presence and local support

With our **global presence**, we are uniquely positioned to deliver **standard components and custom-engineered solutions**, with full technical and applications support around the world. The long lasting relationships with our distributor partners allow us to support customers in a variety of different industries. At Ewellix, we don't just provide products; **we engineer integrated solutions** that help customers realise their ambitions.









Performance

Focusing on linear motion technology, Ewellix is at the forefront of innovations supporting customers in the transition from established technologies for manufacturing processes into state of art solutions connected to Industry 4.0 principles.

Controllability and positioning precision

The compressibility of air provides limitations on the level of control that can be achieved with pneumatic actuators. It's also difficult to provide the slow, controlled speeds that are needed in certain applications. With hydraulics, the situation improves but, to control in multiple positions, still requires a complex servo-hydraulic configuration that increases the cost and setup time of the overall system.







Electromechanical actuators have a direct mechanical link between the motor and the screw that provides complete controllability of the system, with high levels of repeatability, down to the micron level as well as higher stiffness. Moreover, it's very easy to precisely change the speed along the motion cycle. Finally, for electromechanical systems, there is no warm up time, increasing the productivity of the machine.

			
 Positioning precision	Low	Medium	High
 Controlled speed	Difficult	Possible, but complex	Easy
 Warm up time	Needed	Needed	Not needed

Reliability and lifetime

While electromechanical actuators have more components than a generic pneumatic or hydraulic cylinder, the entire fluid power system has many more critical parts (compressor, filter/regulator, valves, seals, hoses....etc.). If these components have issues, it will affect the entire system, leading to machine downtime. The fluid power system is also very contamination sensitive and requires efficient filters that need to be serviced over time.

With electromechanical systems, the most common points of failure are the screw or the bearings. These components have L_{10} life ratings, which can be calculated based on the life equations typically found in the Ewellix catalogs. This greatly helps in selecting the correct product sizing, and facilitating predictive maintenance operations. Moreover, electromechanical actuators are less sensitive to contaminants as they do not have a complete circuit constantly under pressure (with several parts subject to wear).

			
 System complexity	High	High	Low
 Predictive maintenance	Possible	Possible	Easy
 Contamination sensitivity	High	High	Low

Legend



Pneumatic



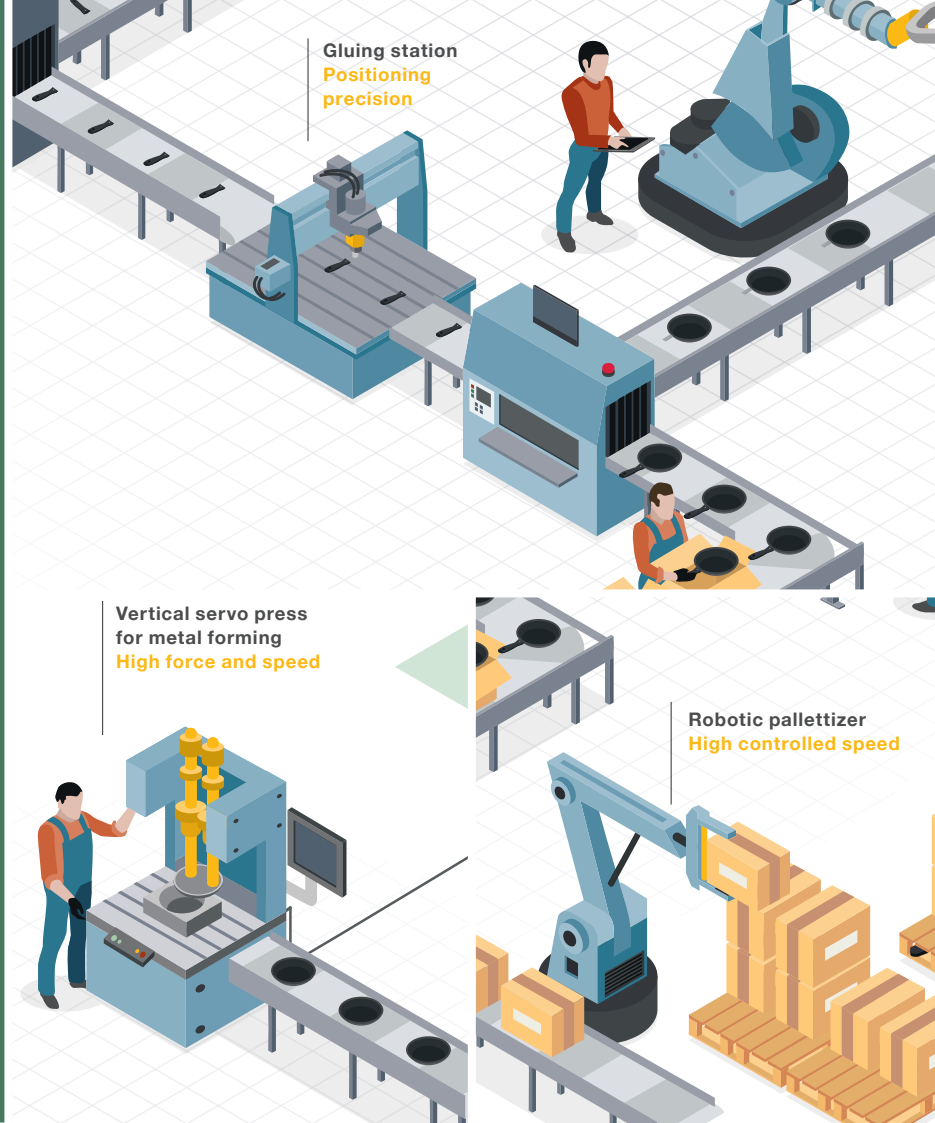
Hydraulic



Electromechanical

Advantages

- Complete controllability
- Higher positioning repeatability
- Precise speed control
- No warm up time
- Easier predictive maintenance operation
- Less sensitive to contaminants, ensuring longer lifetime
- Lower power consumption, optimized for the application



High speed performance

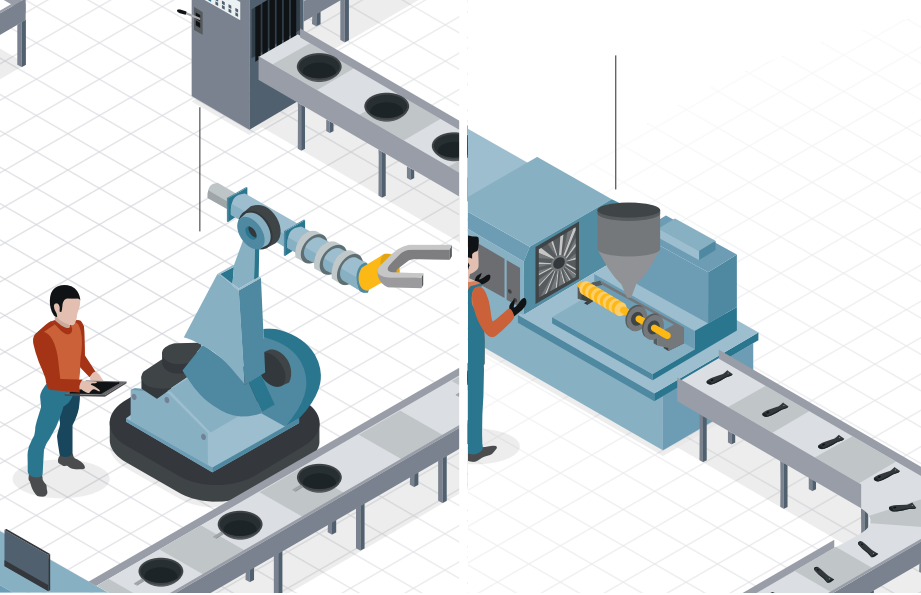
With pneumatic cylinders, it is easy to reach very high speeds in operation. With hydraulics, a large flow is needed to meet the same goal, but there must be enough pressurized oil in the system to reach the required flow level.

An accumulator can do the job by holding the pressurized volume, deploying additional capacity when needed.

In any event, this means a more complex and costly system setup that can lead to very high power consumption.

With electromechanical cylinders, it is easy to match the application needs by selecting the best combination of screw lead and motor rotational speed, which optimizes the power consumption without any added system complexity.

			
 High speed	Very Easy	Difficult	Easy
 Power consumption	High	High	Low



Advantages

- Smaller installation space required in the machine
- Overall system is significantly lighter

Power density

Pneumatic cylinder force capacity is heavily limited by the maximum pressure (usually up to 10 bars) that can be achieved and by the related energy losses due to the air compression. This means that to generate high forces, very big cylinder diameters and pressure levels are needed. And forces are usually limited to 30 kN for a size 200 cylinder.






Electromechanical cylinders can always provide much higher forces compared to a pneumatic cylinder with the same section size, with a power density up to 8 times higher. Hydraulic cylinders can have an even higher power density but they need more installation space in the machine due to tubes and hoses. Electromechanical cylinders just use power cables for operation, requiring a smaller space.

			
 Force	Up to 30 kN	> 500 kN	Up to 500 kN
 Cylinder dimension vs force	1	< 1/8	Up to 1/8
 Installation space	Big	Big	Small

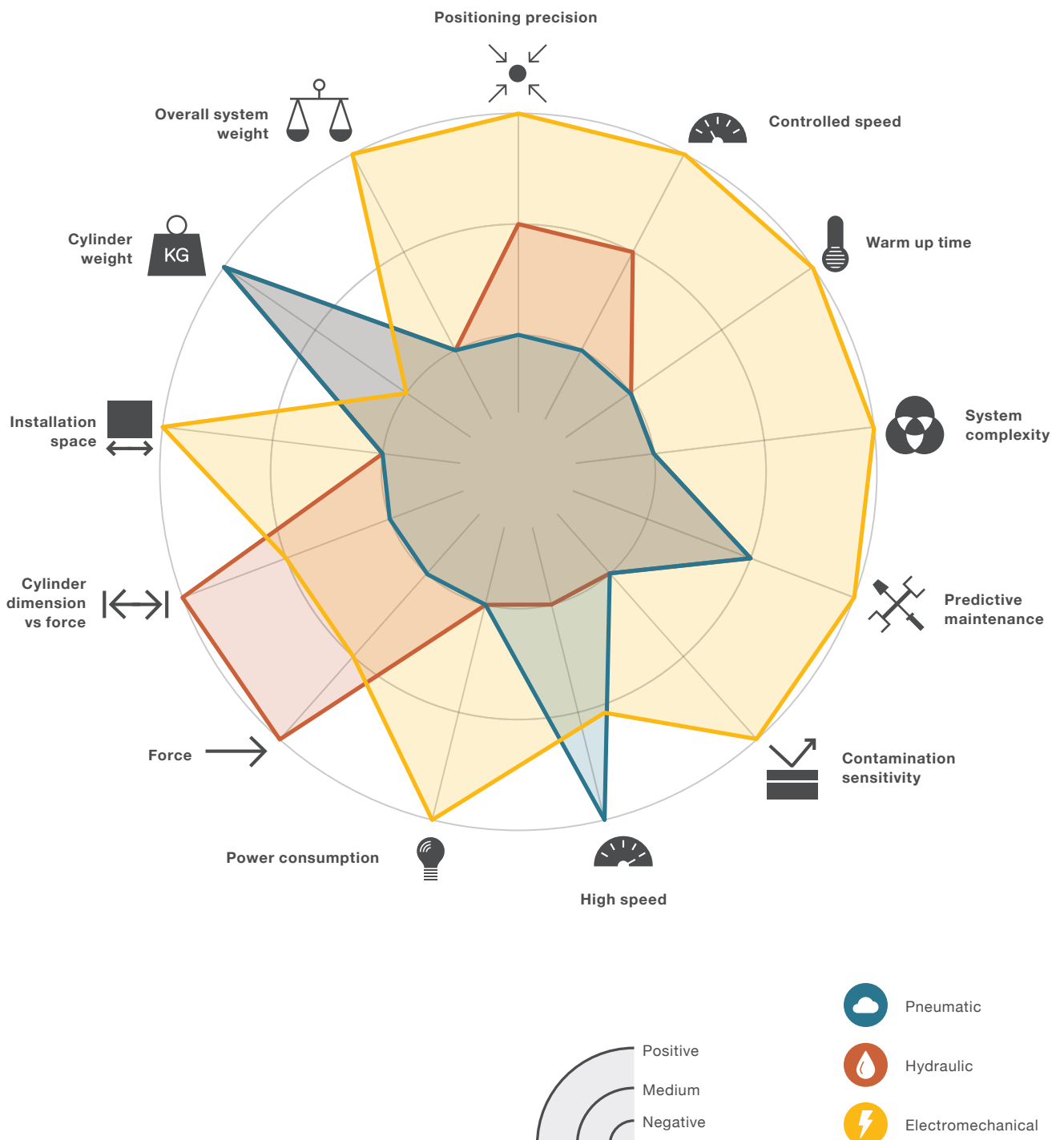
Weight

Pneumatic cylinders by themselves are lightweight devices, but if we consider other components like hoses, valves, air filter and so on, the overall system weight increases. The same concept applies to hydraulics.

Electromechanical actuators have a higher weight if compared just to an equivalent fluid power cylinder, but are significantly lighter once we consider the overall system.

			
 Cylinder weight	Low	Low	High
 Overall system weight	High	High	Low

Performance overview



Environment






Performance optimization, easy integration and environmental friendliness are 3 key facts leading to total cost of ownership savings.

Safety

Hydraulic cylinders usually work with very high pressures (up to 350 bars) and represent a potential hazard for personnel working around the system, due to pinhole leaks and improper couplings. Moreover, if mineral oil is used, they can create a potential fire hazard. For pneumatics, the situation improves but the stored energy can still be a danger during maintenance checks or unexpected system shutdowns.

It is possible to minimize such risks by using relief and bleed valves, non-combustible fluid, automatic fire alarm systems and dedicated safety procedures for inspection and maintenance. However, doing so dramatically raises the overall cost and complexity of the system.





Electromechanical actuators do not have fluid under pressure and therefore are safer during operation. By cutting the motor power, the overall system is de-energized and can be safely managed. By using self-locking actuators or an external fail safe brake, it's also possible to further increase the safety level of the equipment during service.

			
 Potential hazard	Medium	High	Low
 Safety in operation	Complex	Complex	Very easy

Energy saving

Pressure losses and air compressibility make pneumatics less efficient than other linear motion methods. Hydraulics have better efficiency but still experience several losses in the conversion between pressure generation and linear movement. In both cases, a compressor must run continuously, creating pressure even if there is no movement.

Electromechanical systems use energy on demand so they have consumption close to zero while not in use. Their higher efficiency in converting electric into mechanical power allow them to achieve tangible energy savings in operation.

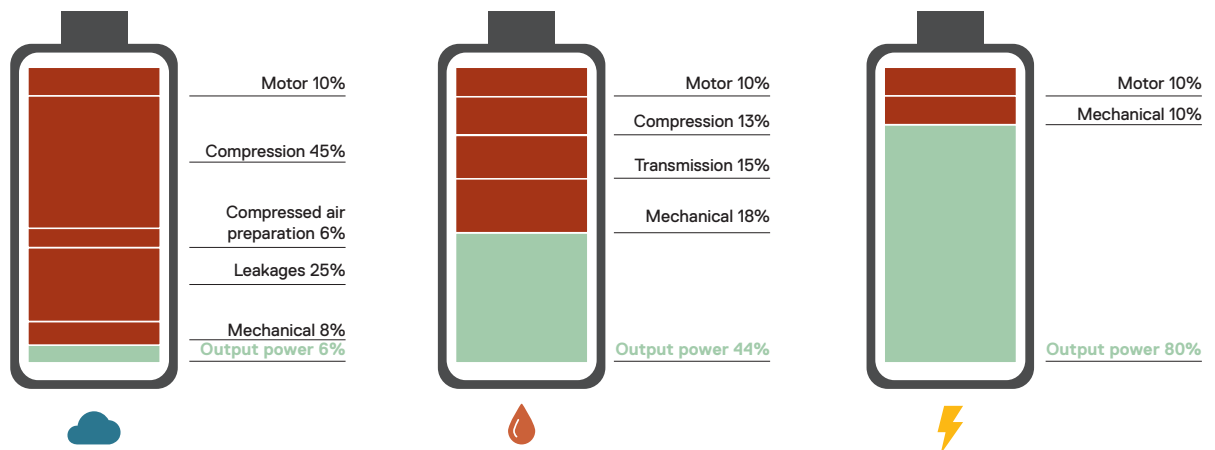
			
 Consumption while not in use	Medium	High	Close to zero

Advantages

- Safer during inspection and service
- Safer during machine operation
- Power consumption close to zero while not in use
- Higher efficiency in converting electric into mechanical power



Efficiency: Energy losses comparison





Advantages

- Noise is generated only when operated
- Noise level is usually negligible
- Grease lubricant fully contained inside the actuator body
- Very low heat generation






Environmental

Even though air is free, it can be contaminated by oil or other impurities, and needs to be filtered to avoid environmental pollution. Also, the leakages and disposal of hydraulic oil represent a significant environmental issue and a potential source of pollution.

The energy losses on the whole system, especially on hydraulic, can cause ambient overheating that then has to be evacuated, causing extra energy waste for the cooling system.

Electromechanical systems use grease as lubricant that is fully contained inside the actuator body. The quantity used is small and doesn't represent a significant source of pollution.






Electromechanical actuators also generate heat but at a negligible level compared to hydraulic, being much more efficient.

			
 Environmental pollution risk	Medium	High	None
 Heat generation	Medium	High	Low

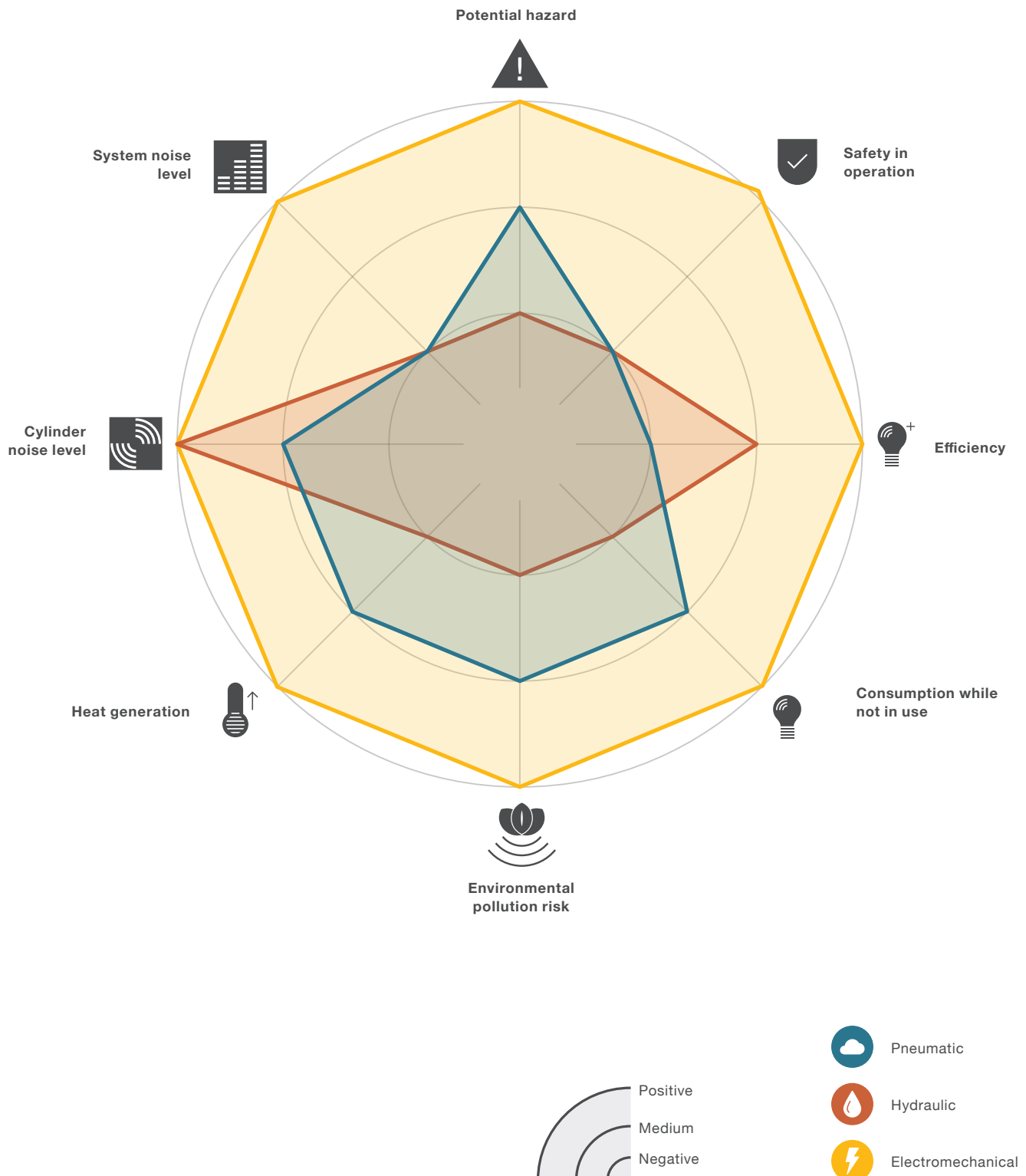
Noise

Pressure pulsation, created by the operation of pumps in a fluid power system, is one of the primary causes of noise issues for this technology. But also other components like valves and compressors are contributing to noise generation.

Electromechanical systems are generating noise primarily from the screw movement. Therefore, noise is generated only when the actuator is in use. Moreover, the overall level is usually negligible compared to a fluid powered system.

			
 Cylinder noise level	Medium	Low	Low
 System noise level	Very high	Very high	Null

Environmental overview



Simplicity






We are at a fourth era of history of manufacturing called Industry 4.0 where technologies and processes are connected in a collaborative network.

Installation

Pneumatic systems require many components, including hoses, pumps, valves, regulators, lubricators, and air filters. Hydraulic systems, as well, require a complex setup including a fluid reservoir, pumps, motors, release valves, heat exchangers, along with noise-reduction equipment. This means the commissioning time is also long since several parts of the system must be fine-tuned.

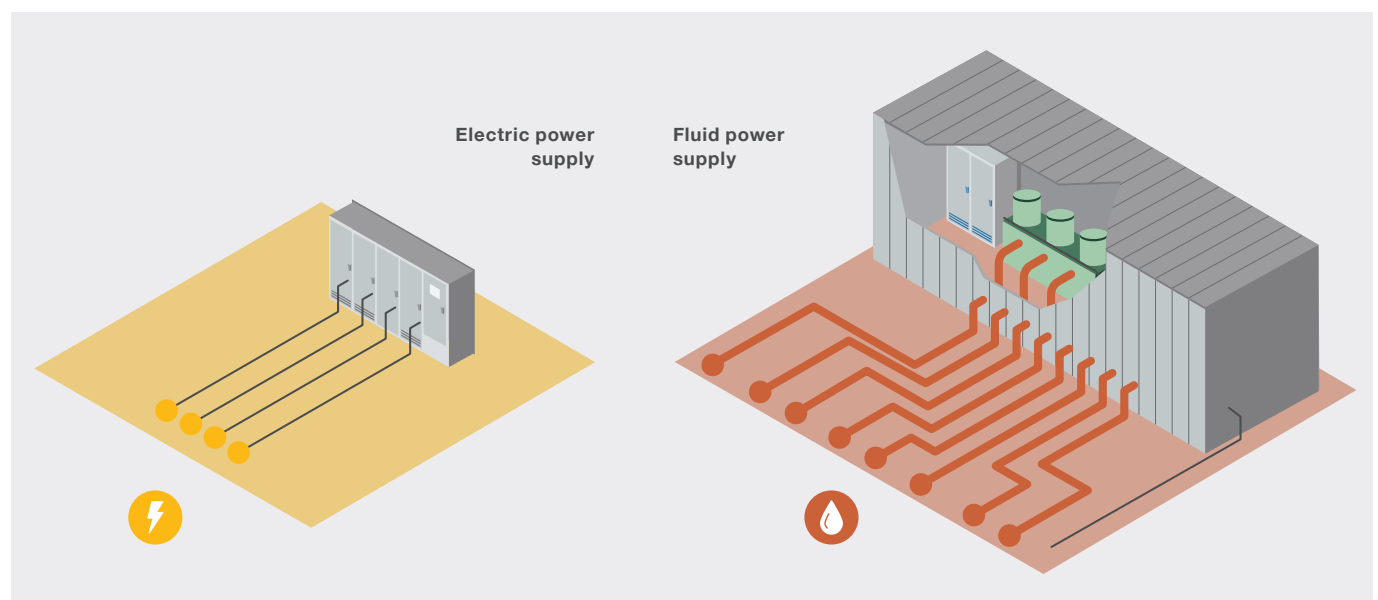
Electromechanical systems only require a motor, electric cables and, depending on the motor type, a driver.

This allows a much smaller system footprint and a simple mechanical layout, reducing significantly the installation and commissioning time of the equipment.

			
 Footprint	Large	Large	Very small
 System commissioning time	Very long	Very long	Short

Advantages






- Significant reduction of the occupied production floor footprint
- Reduced installation and commissioning time



Design

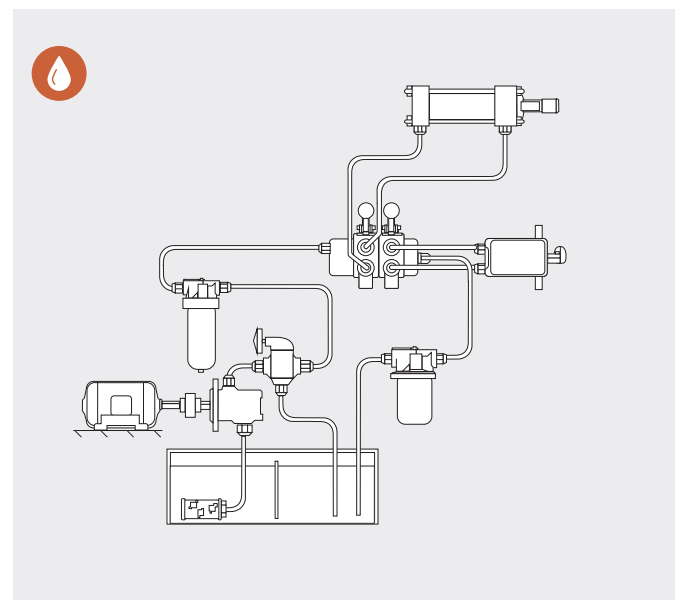
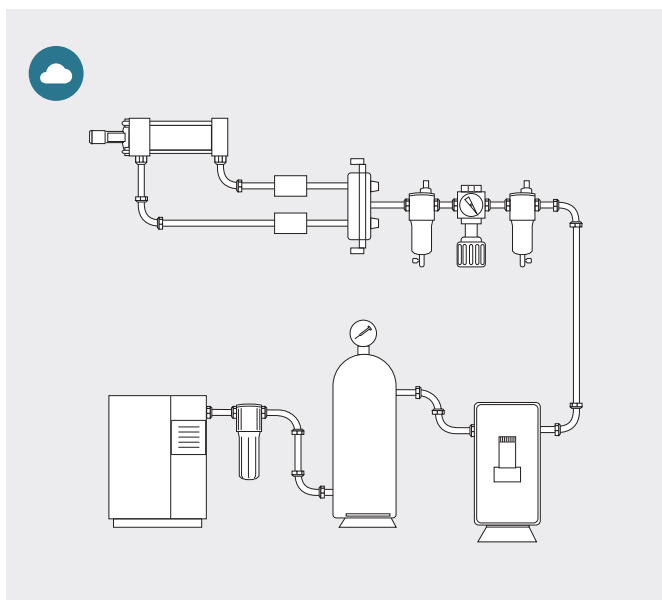
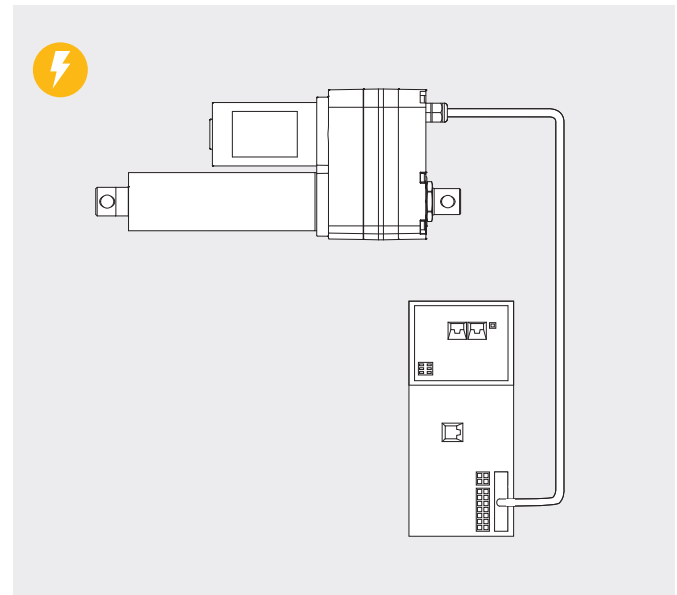
When designing a fluid powered system, it's important to correctly place the numerous components and to accurately define the right route for the pipes and hoses, creating constraints in the machine layout. Depending on the number of cylinders, the distance between them and the overall machine layout, the design phase can take some time as the designer also has to consider a simple installation and maintenance process.

With electromechanical systems, the design process is lean thanks to few components and to the usage of electric cables only, that allow a more flexible routing and installation.

			
 Design time	Long	Long	Short
 Project constraints	Significant	Significant	Less

Advantages

- Shorter machine design time
- Easier routing with wiring harness compared to tubes and hoses





Advantages







- Virtually maintenance free
- Easier implementation of predictive maintenance strategies
- Easier and quicker cylinder replacement
- No recalibration required after cylinder replacement


Maintenance

Fluid powered systems require constant maintenance to achieve overall system efficiency, avoiding leaks and failures. Filtering system, valves, pipes and fittings should be monitored and serviced to improve cylinder performance over time. Moreover, manual inspection operations are required to check the system status and spot possible issues.

Electromechanical actuators can be operated virtually without maintenance for their whole lifetime or, depending on the working cycle and application, they may just require a relubrication operation at defined intervals.

It's also possible to perform predictive maintenance strategies thanks to the integrated sensors (like current, displacement, force, acceleration) that allow real-time remote monitoring and that can be used to forecast product lifetime in operation.







			
 Maintenance	Constant	Constant	Not required / seldom
 Cost of maintenance	High	High	Very low
 Remote monitoring	Possible	Possible	Easy



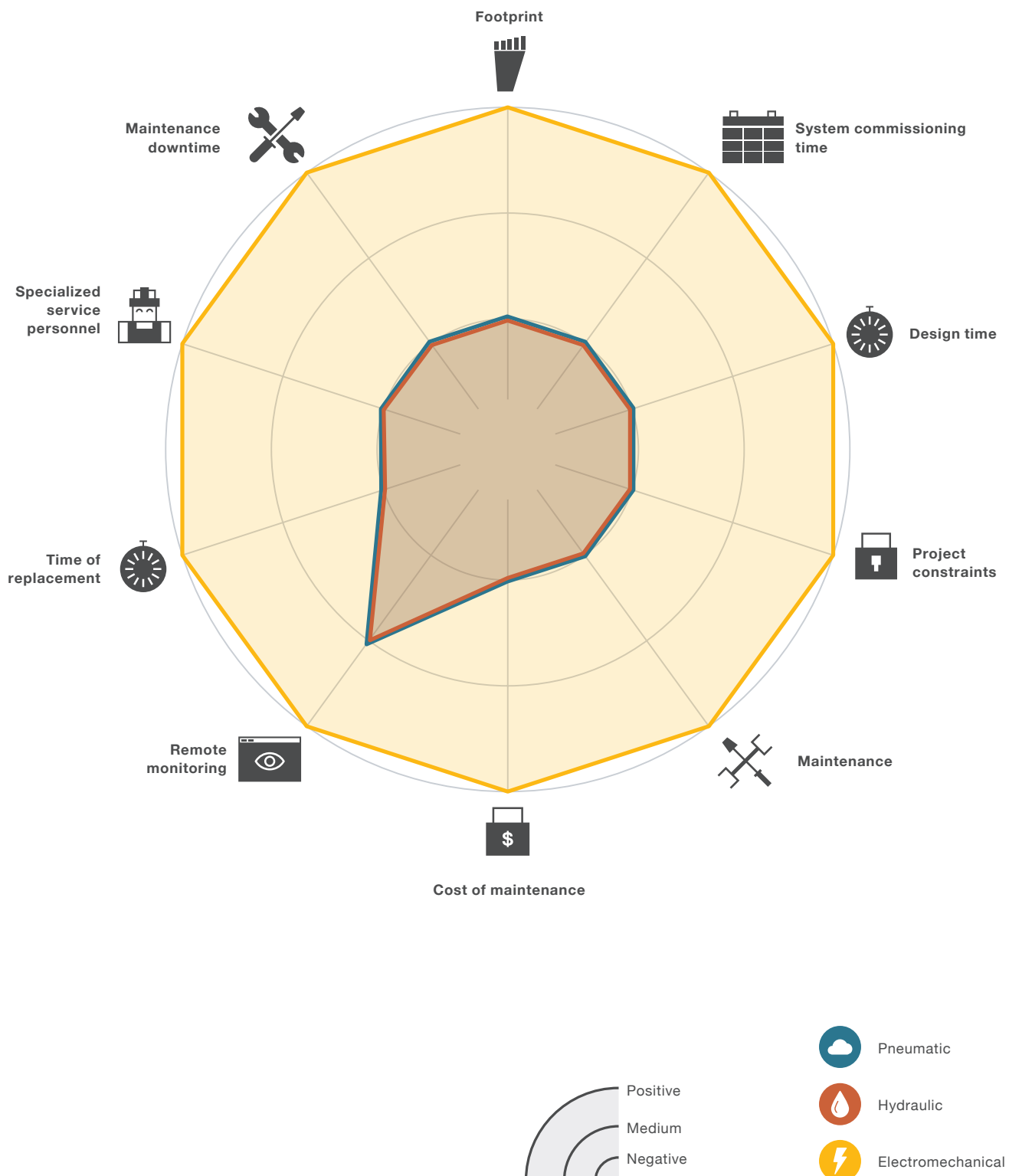
Quicker replacement

Replacing components in a fluid power system requires de-pressurization, oil disposal (in the case of hydraulics), part substitution and re-calibration to get back into operation. This requires a defined amount of time with specialized service personnel.

Electromechanical actuators can be quickly replaced by disconnecting the cables and substituting the current actuator with a new one. No further action is required to restart operation.

			
 Time of replacement	Long	Long	Very short
 Specialized service personnel	Required	Required	Not necessary
 Maintenance downtime	Longer	Longer	Very short

Simplicity overview



Total cost of ownership

The continuous industrial processes evolution is becoming more demanding in terms of motion control performance. The current pneumatics and hydraulics solutions are not competitive in terms of TCO (Total Cost of Ownership) that considers all direct and indirect costs associated with an asset over its entire life cycle.

Beside the more obvious performance advantages, there are several others hidden behind the technology or the usual production and factory processes.

For example, a higher system efficiency - both in operation or standby situation - lead to direct savings proportional to the number of cylinders, in the monthly and yearly energy expenses.

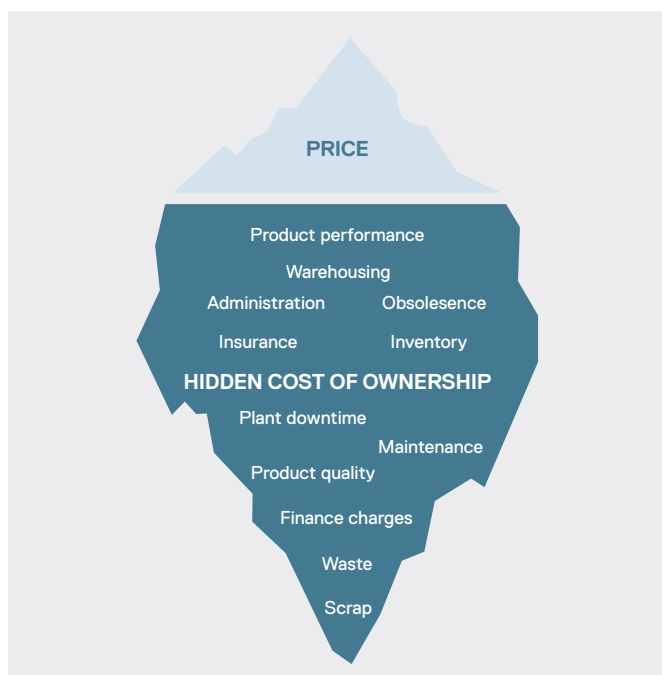
Concerning costs related to machine downtime and maintenance operation, a system with less components, less sensitivity to re-lubrication needs, easier to be serviced and with a quicker replacement time can provide tangible savings in different accounting areas of the factory. Moreover, less components mean less spare parts need and so a lower capital investment on stock.

Another hidden cost concerns safety and hazard prevention devices and procedures. A system with an embedded higher safety level can dramatically reduce the cost to run a safe manufacturing operation. Moreover, removing the oil from some areas of the plant helps to reduce costs related to oil cleaning and disposal.

Cost saving calculator

Ewellix has developed a tool to support customers in evaluating the cost of running their machinery comparing pneumatic, hydraulic or electromechanical technologies. By inserting some basic information into the tool, the user can get an estimation of the cost saving achievable by switching to mechatronic solutions.

➔ Visit ewellix.com/actuator-select in the cost saving calculator section to get started



Replacement advice

To realize all the advantages of electro-mechanical actuators, the approach to system redesign must be different from the commonly adopted one. As pneumatic, hydraulic and electromechanical cylinders have unique features, there needs to be a change in thinking when it's time to replace one with the other.

In fact, it's important to understand the different mechanical and electrical specifications along with the required budget, as there are always multiple ways to replace one application. This requires more time to analyze and study but it's the only way to make an effective product selection that can save a lot of money at the end.

There are some common mistakes that designers can make when replacing a fluid powered cylinder with an electro-mechanical one that may lead to oversized systems. To avoid them, it's important to consider the following:



Define the real force requirement

In many applications, the real work load and related required push and pull forces are not known, as it's quite easy with fluid power to oversize the system by using higher pressures or bigger cylinder diameters. This can lead to an oversize of the actuator screw and motor that significantly increases the cost. Instead, by measuring the real force in the application, it's possible to select an optimized solution that delivers the required performance at the right price.



Evaluate the duty cycle in operation

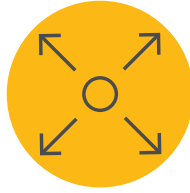
While duty cycle can have a minor impact on fluid powered systems, in actuators it can determine the type of motor technology required and therefore the related system complexity and cost. If the application is done from time to time (e.g. 1 minute operating – 4 minutes standing still), it's possible to use brushed motors that can deliver the required power much cheaper than equivalent brushless motors with drivers.





Analyze the mechanical layout

Hydraulics can deliver more power in a smaller package than electromechanical actuators. In case of leveraged connections (e.g. scissor mechanism), it's quite common to have an unfavorable situation where the high forces are exerted over a very short stroke. By slightly revising the mechanical layout, it may be possible to have more favorable leverages that spread the load over a longer stroke, requiring less peak output power and then a smaller actuator.



Define the required motion accuracy

Depending on the application, it may be needed to perform a simple motion from one position to another and back or to have fine control of the speed and acceleration in multiple positions. With electromechanical actuators, the simple DC and asynchronous AC motors can perform basic movements in an ON/OFF control mode while with a servo motor, it's possible to achieve complete control in operation with the use of a motion controller. Moreover, depending on the positioning accuracy required, it's possible to select a simple trapezoidal screw with axial play or a recirculating pre-loaded roller screw

for the ultimate positioning precision and repeatability, down to microns. The cost and control complexity rises linearly allowing a direct selection tailored to real application needs.

With more than 40 years of experience in making electromechanical actuators, Ewellix has extensive expertise in sizing electromechanical solutions for different types of industries and applications. A dedicated team of Application Engineers are available to support customers in defining the right solution, and advising on the best choice based on theoretical calculation and field expertise.

Ewellix offers the widest range of actuators on the market that can also be customized to fit any application requirements.

↳ Visit ewellix.com/actuator-select to easily select and size your actuator and to get in contact with our experts.



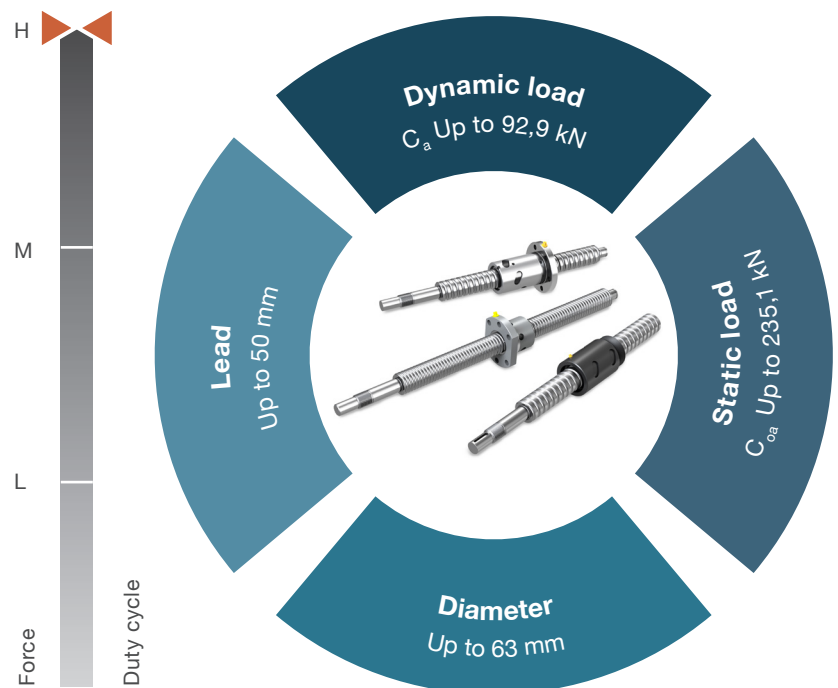
Ewellix solutions

Pneumatic replacement

Ball screws

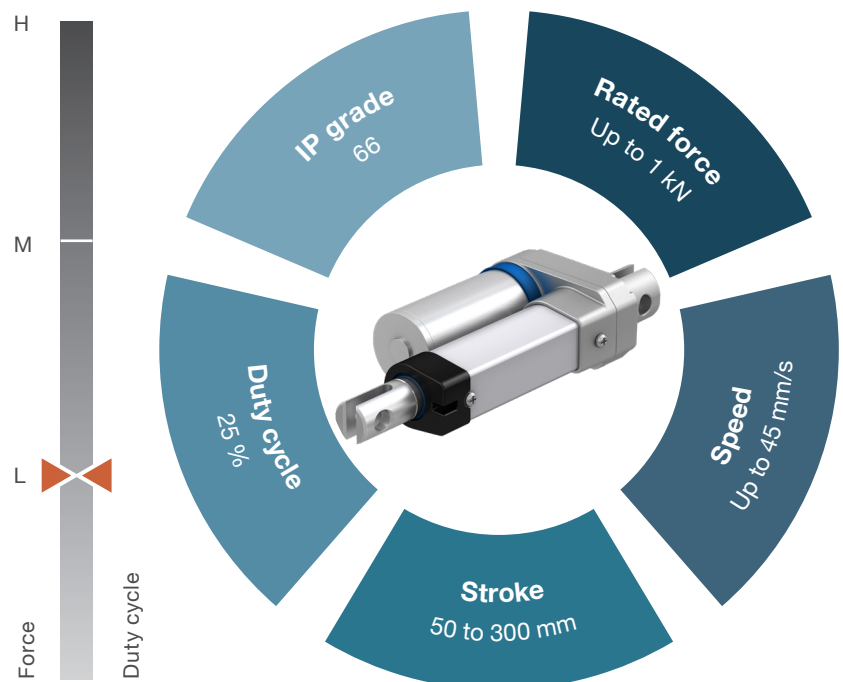
Ewellix offers a wide range of rolled and ground ball screw variants for applications that require high precision and high stiffness. Ewellix ball screw assemblies provide high performance solutions suitable for a wide range of applications where precision driving and durability are prerequisites.

High technology machinery associated with precise control of the cold forming and metallurgical processes enable the production of screws that offer virtually the same accuracy and performance of ground ball screws, but at a lower cost.



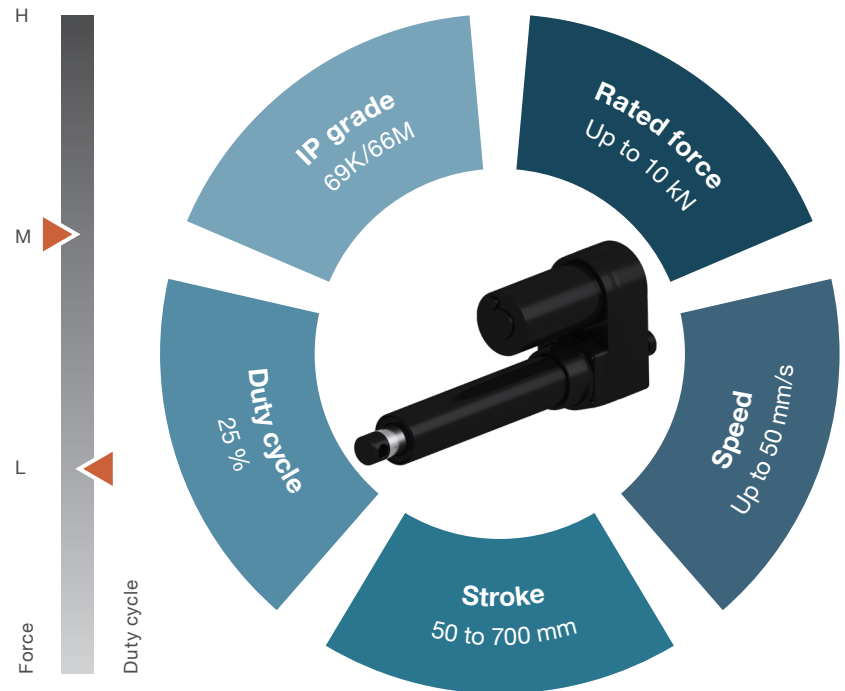
CAHB-10

This compact solution for low-load applications is virtually maintenance-free and self-locking. Designed to operate in temperatures from -40 to 85 °C. The CAHB-10 actuator features robust metal gears and corrosion-resistant housings. Additional design options are available. They represent the ideal solution for replacing pneumatics in low load, low duty cycle applications.



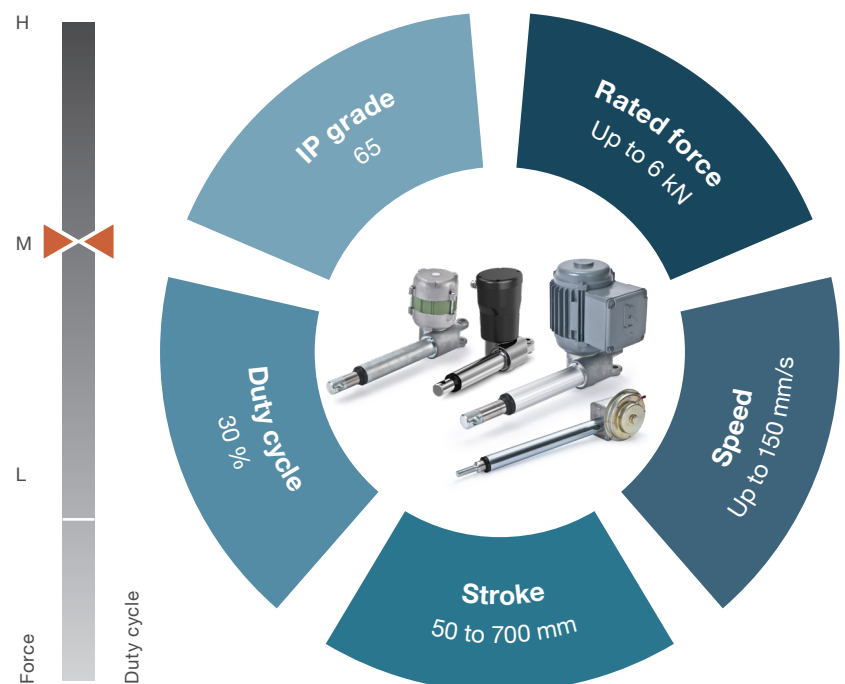
CAHB 20E-31N

This range is for medium and heavy load applications and is virtually maintenance-free, self-locking and has an IP grade up to 69K. Designed to operate in temperatures from -40 to 85 °C up to 20 % duty cycle, CAHB 20E-22E and 30A-31N actuators features robust metal gears, high force, high holding force, medium speed, mechanical overload protection, and a manual override option. The CAHB series can provide high stability compared to the rated load, up to 20 kN. Equipped with DC and AC motor variants with different voltages, they represent the ideal solution for replacing pneumatics and light hydraulics in medium load, low duty cycle applications.



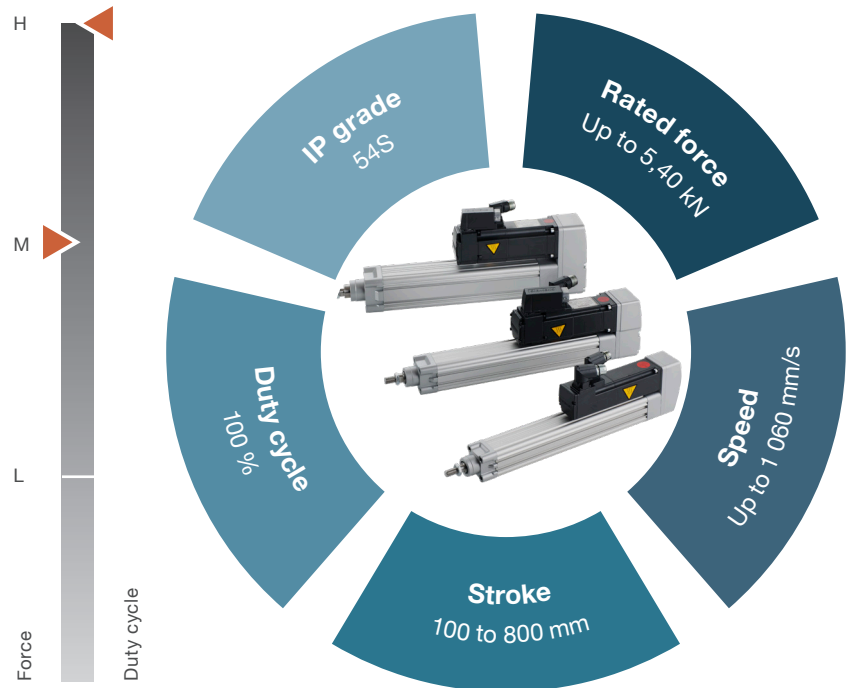
CAT – CAR Series

The CAT-CAR modular design concept makes it easy to interchange critical components such as motors, gears, screws, attachments, etc. Custom-built actuators are easily and cost efficiently configured from standard parts. This range flexibility makes it suitable for an infinite number of applications of application with duty cycles up to 30 %. They represent the ideal solution for replacing pneumatics in medium load, medium duty cycle applications.



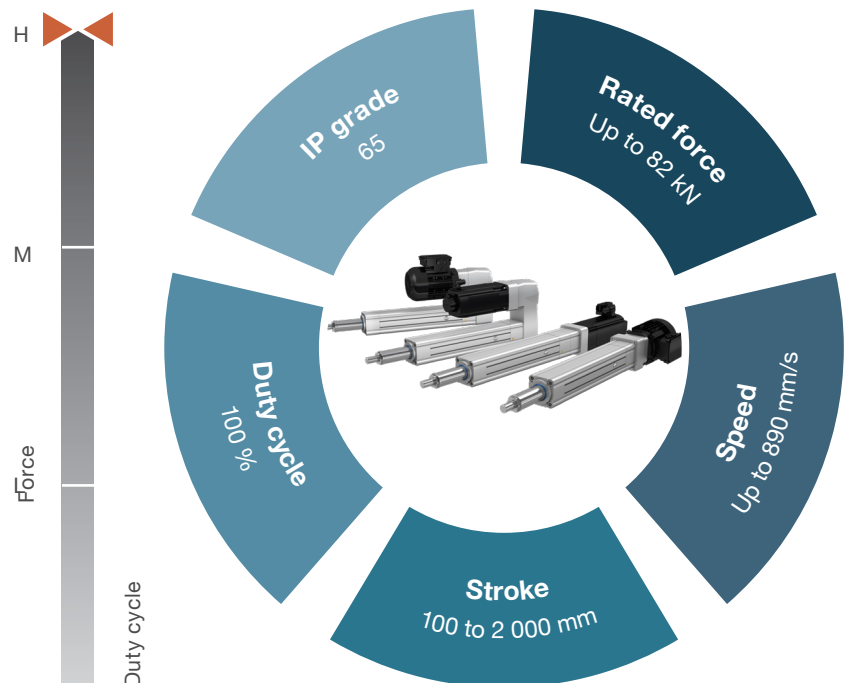
CASM 32-63

Made of high-grade material, the CASM 32-63 is a linear unit designed to fulfill the most demanding factory automation applications. It represents the ideal solution for replacing pneumatics in high duty cycle applications. This linear unit is available with ball or trapezoidal screws, in different sizes and stroke lengths, with IP grade 54S and duty cycles up to 100 %. Several options are available, like adjustable proximity switches, and these actuators can be fitted with different types of servo motors. They represent the ideal solution for replacing pneumatics in medium load, high duty cycle applications.



CASM-100

This innovative modular electric cylinder platform addresses most of the applications in automation and heavy machinery industries. In this new design, instead of limiting the selection on the “linear unit - gearbox – motor” modules only, Ewellix takes a decisive step further. The modularity has been extended to the base component level. Within each module, the customer can select the components inside to build a custom-like solution as standard with the best performance/cost ratio. Several options are available, making CASM-100 the ideal solution for replacing pneumatics and hydraulics in high load, medium to high duty cycle applications.

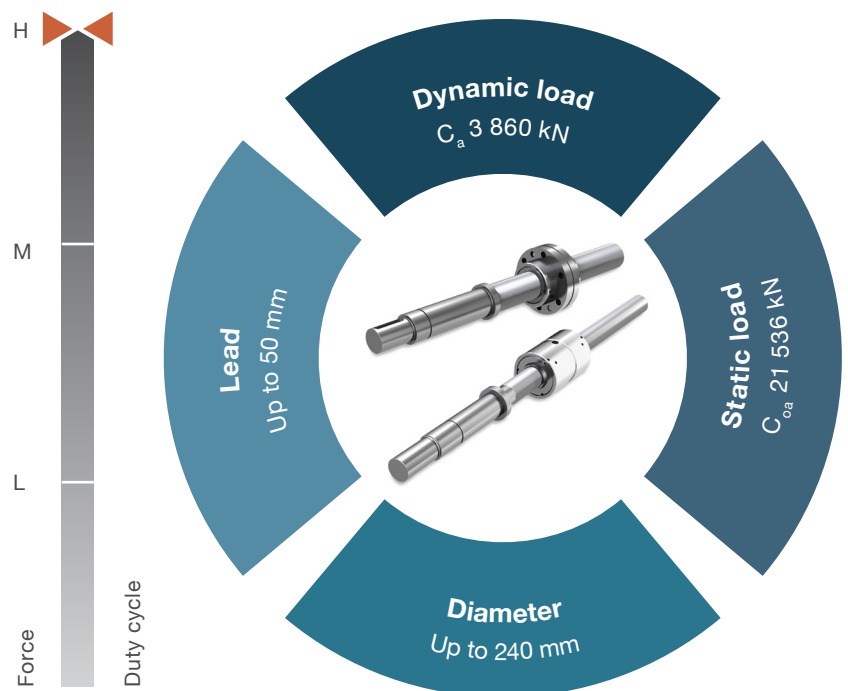


Ewellix solutions

Hydraulics replacement

Roller screws


Ewellix Roller screws offer a performance level far beyond the capabilities of ball screws. They are well suited for heavy loads, and high duty applications even in harsh environments. Planetary roller screws feature high rotational speed, high linear speed, high accelerations coupled with extremely high load carrying capacities. Recirculating roller screws provide ultimate positioning precision and rigidity, thanks to their very short leads.



CEMC

This product range provides high power density in a small package. Whatever the requirements, CEMC cylinders provide a compact and dynamic solution, maximum performance and value through high reliability, productivity and result in low costs through the life of the product. By using inverted roller screws, these actuators can reach the shortest possible retracted length while providing a very high output power.

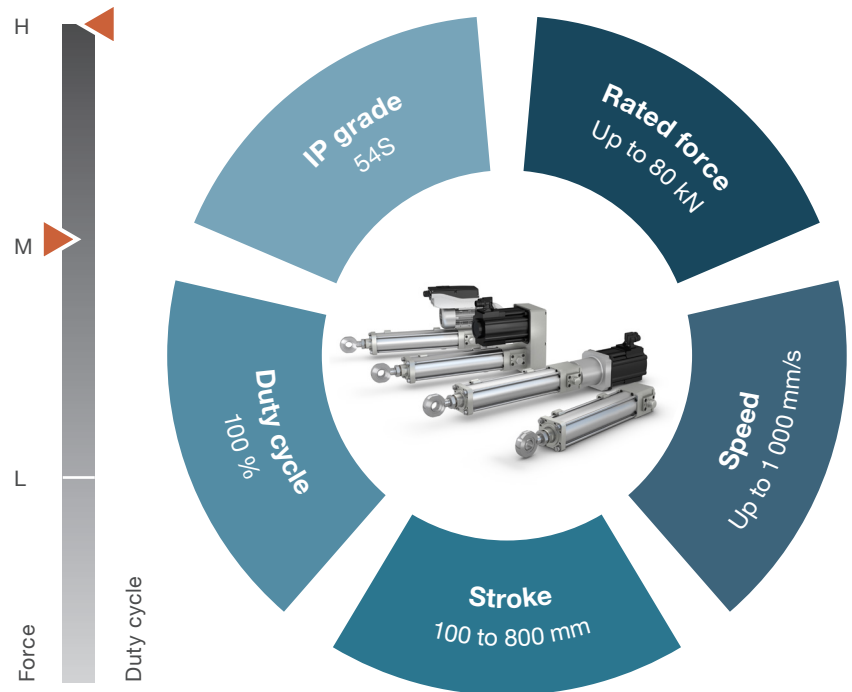
They represent the ideal solution for replacing hydraulics in medium load, high duty cycle applications.



LEMC

It is a modular electromechanical cylinder made by linear unit, motor adapter, limit switch, motor and controller. Constructed from high-grade materials, LEMC are designed to withstand the harshest industrial conditions making it an ideal replacement solution for hydraulics. The design with tie rods and the strong support bearing arrangement provides increased system stiffness, leading to higher position precision in application.

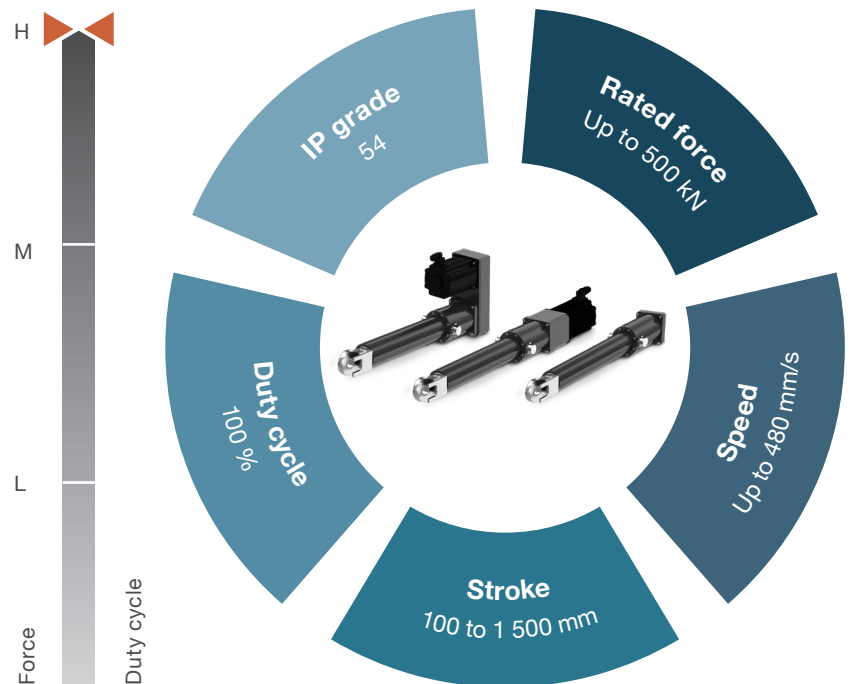
They represent the ideal solution for replacing hydraulics in medium load, high duty cycle applications.



SRSA, SVSA, SLSA

These high-power cylinders are equipped with Ewellix planetary and recirculating roller screws and long lead ball screws. With a wide range of sizes and leads, they are expanding the limits of linear cylinders toward extreme power hydraulic cylinder replacement. They are designed for long life, high accelerations and very high force applications.

They represent the ideal solution for replacing hydraulics in high or extremely high load, high duty cycle applications.



CASM-100

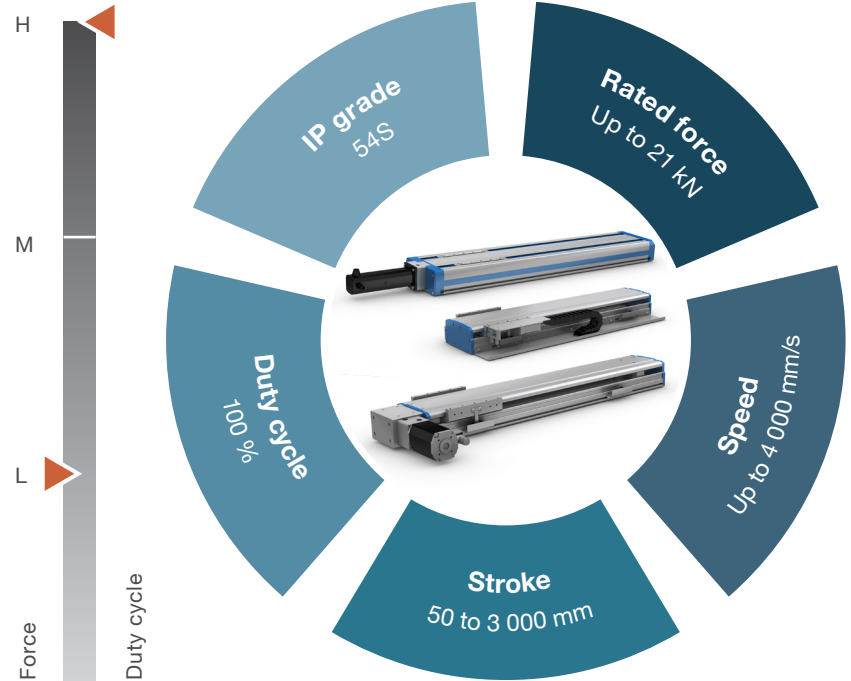
↳ See **page 22**

CLSM

The linear module range from Ewellix provides precise motion with different drive units (ball screw, belt and linear motor) and motor types (servo AC, brushless DC and linear motors).

With their high load and life time capacity and their flexible design for customization, these products represent a good solution to couple the driving and guiding function in one compact solution.

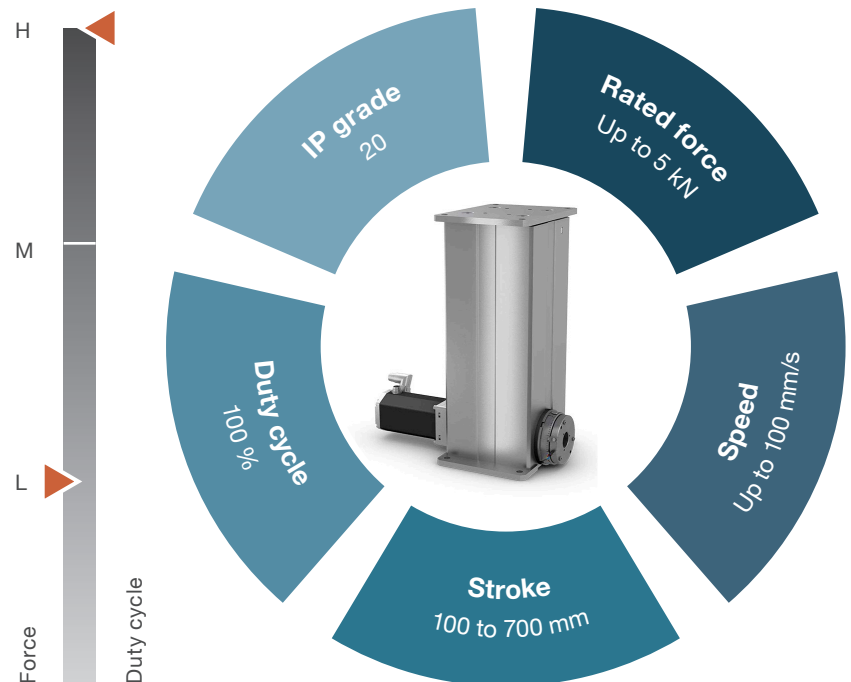
They represent the ideal solution for replacing hydraulics in low to medium load, high duty cycle applications.



CPSM

Lifting columns CPSM are the ideal solution to combine strong guiding functions with linear movements. The robust, manually adjusted and virtually backlash-free aluminium extrusions are able to carry high eccentric loads in push and pull directions. To provide enough power to lift and lower heavy weights with high speed, the columns are equipped with brushless DC or servo motors. Of course, Ewellix also supports the usage of preferred motors with a customizable motor interface. Optional brakes and damping elements are key features that allow effective usage in heavy duty industrial applications.

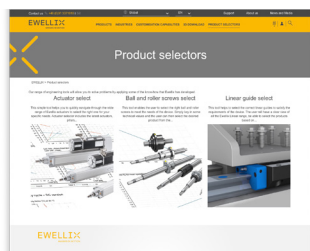
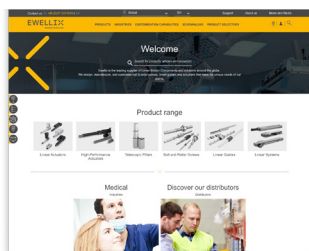
They represent the ideal solution for replacing hydraulics in low load, high duty cycle applications.





Supporting tools

Digital

Ewellix has developed a portfolio of tools to support customers in easily selecting and calculating the right Ewellix product for their application.



Printed







ewellix.com

© Ewellix

All contents of this publication are the property of Ewellix, and may not be reproduced or given to third parties (even extracts) without permission. Although great care has been taken in the production of this catalog, Ewellix does not take any responsibility for damage or other loss resulting from omissions or typographical errors. The photo may differ slightly in appearance from the actual product. Due to continuous improvements being made in our products, the product's appearance and specifications are subject to change without notice.

PUB EL-02001/2-EN-September 2022

Certain image(s) used under license from Shutterstock.com.
SKF and SKF logo are trademarks of the SKF Group