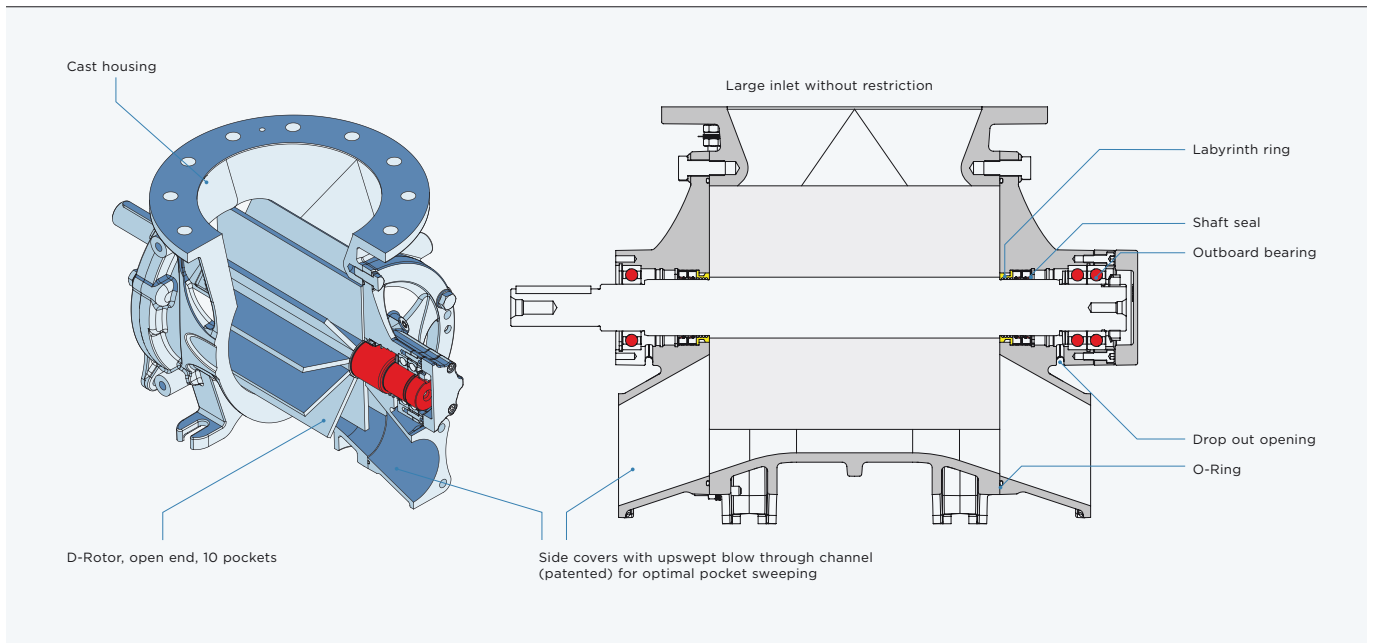


Rotary Valve ZXD.

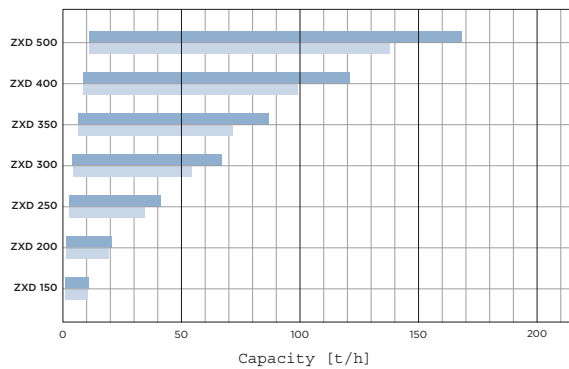
OPTIONS AND ACCESSORIES

- _ Quick coupling with extraction device
- _ Chamfered blades
- _ Scraper blades
- _ Wear protection
- _ Hygienic version
- _ Chain drive / direct drive
- _ Leakage gas collector



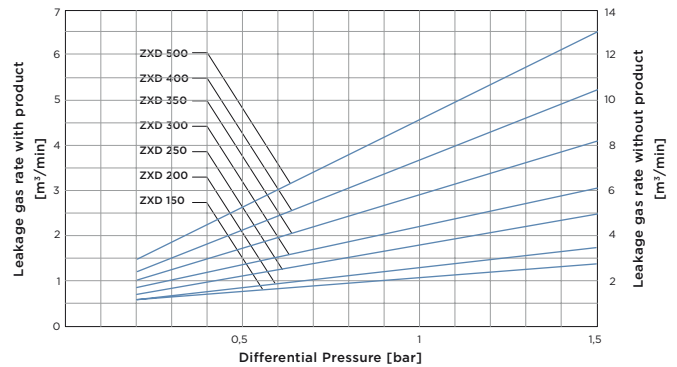
Performance Diagram

- Powder with bulk density 1000 kg/m³ and 0.3 mm < d₅₀ < 0.6 mm, Δp = 0.8 bar
- Powder with bulk density 1000 kg/m³ and 0.075 mm < d₅₀ < 0.15 mm, Δp = 0.8 bar



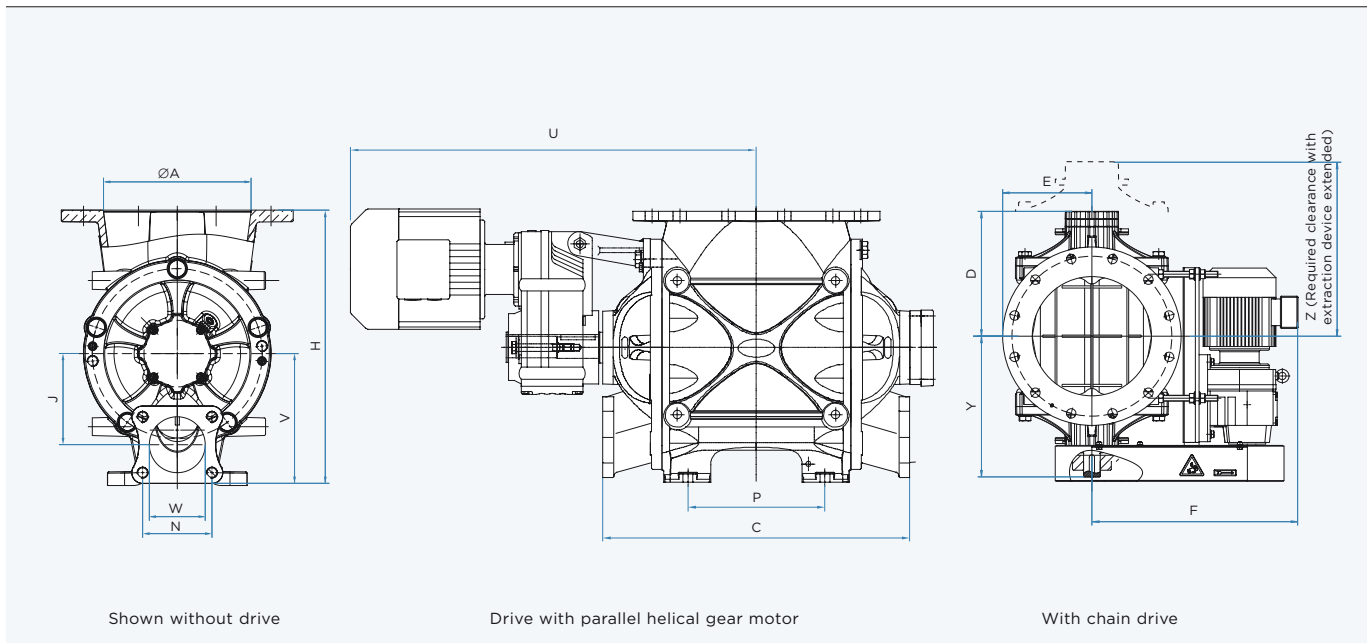
Leakage gas Diagram

(New, standard clearance 60°C, max. speed)



ROTARY VALVE FOR POWDERS | ZXD

PRESSURE RANGE	1.5 bar (21 psi), system and differential pressure
PRESSURE SURGE PROOF	10 bar (145 psi), due to heavy duty design
ATEX (OPTIONAL)	Usable in Ex-Zones and flameproof ST2 (protection system)
LARGE INLET	Without restriction of the cross section for the highest capacity
OUTBOARD BEARINGS	Separated from product by purged seal arrangement and drop out opening
BLOW-THROUGH CHANNEL	Optimal pocket sweeping at low pressure drop



	Inlet*		Blow through channel		Mounting pattern			Other dimensions								Weight*** appr. kg		
	A (DIN)	A (ANSI)	Ø A	Ø W	J	N	P	H	C	D	E	F**	Y	V	U**	Z**	AC	SS/GG
ZXD 150	ND 150	6"	162	71	128	112	130	350	366	216	143	515	270	181	522	681	30	54
ZXD 200	ND 200	8"	210	84	134	154	180	405	420	244	170	561	300	194	639	755	47	83
ZXD 250	ND 250	10"	265	108	158	168	225	445	504	291	203	613	340	230.7	690	927	74	131
ZXD 300	ND 300	12"	316	133	193	220	275	560	580	333	242	549	410	287.5	824	1024	117	220
ZXD 350	ND 350	14"	360	163	205	240	330	620	660	366	268	612	450	313	905	1256	160	325
ZXD 400	ND 400	16"	410	185	212	310	372	715	600	395	299	698	480	375	934	1325	241	507
ZXD 500	ND 500	20"	515	185	230	415	447	810	710	457	350	770	614	410	1013	-	-	750

Dimensions in mm

* Drilled according to DIN PN 10 or ANSI 150 lbs

** Dimensions may vary depending on installed drive

*** Without drive