



Be smart. Measure it.

NEXT LEVEL OF COMPRESSED AIR, GAS AND LIQUID MONITORING

- PRODUCT OVERVIEW
- APPLICATION EXAMPLES



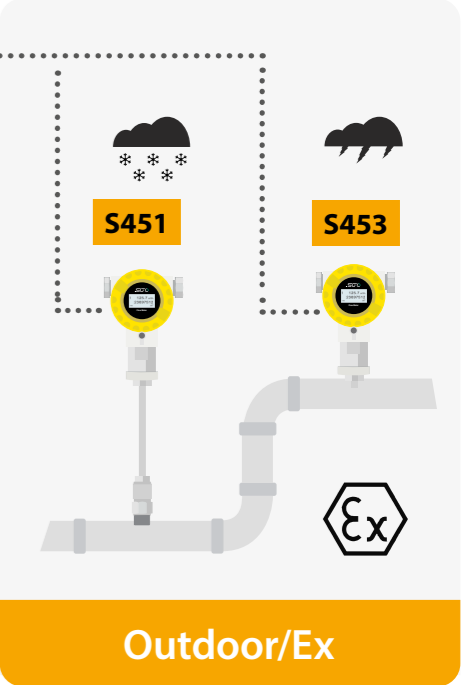
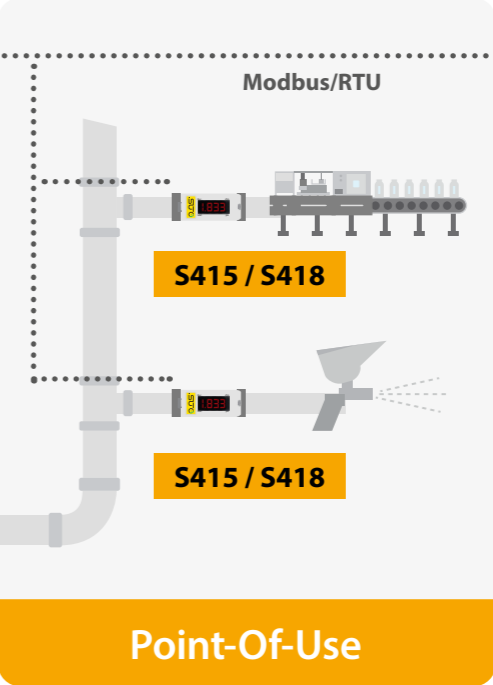
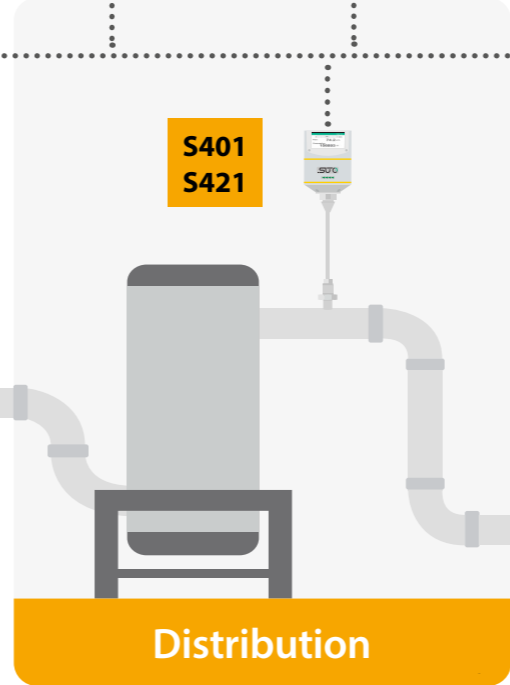
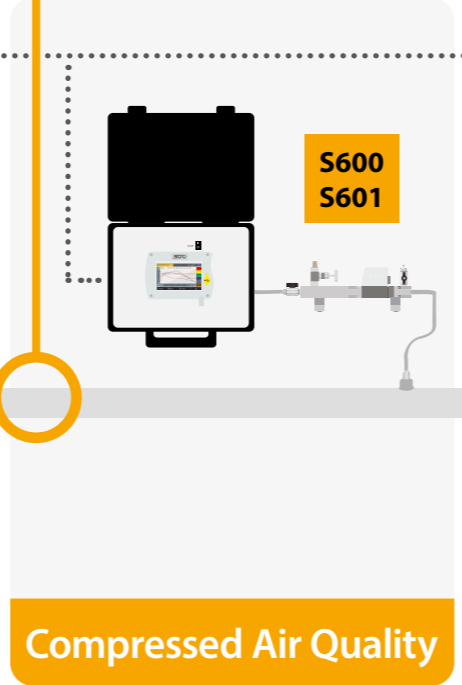

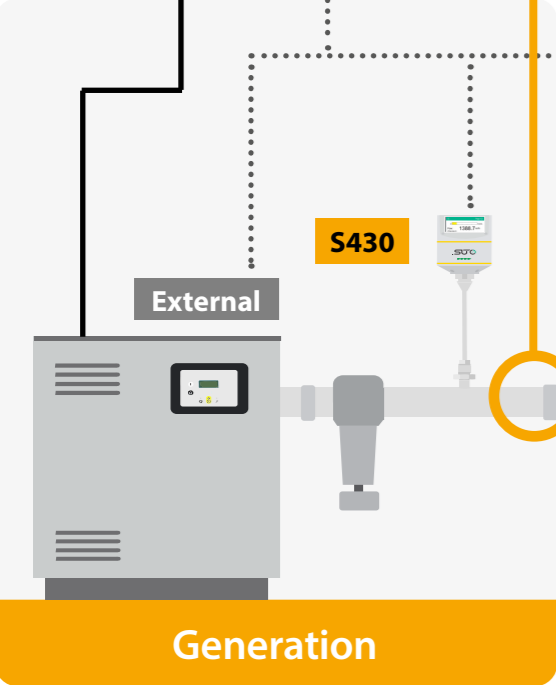
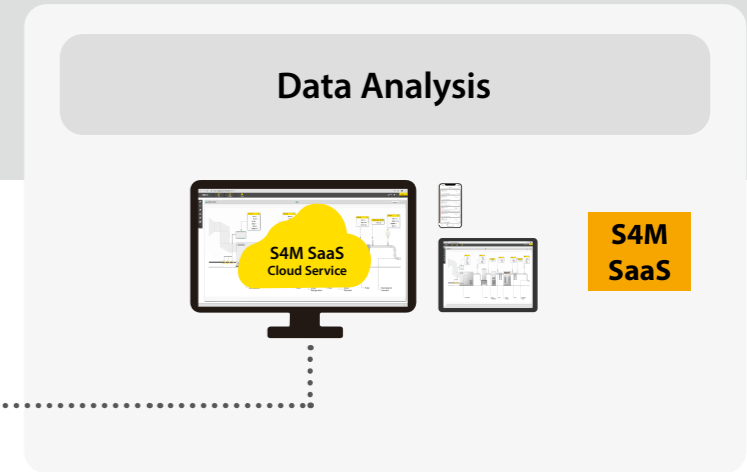
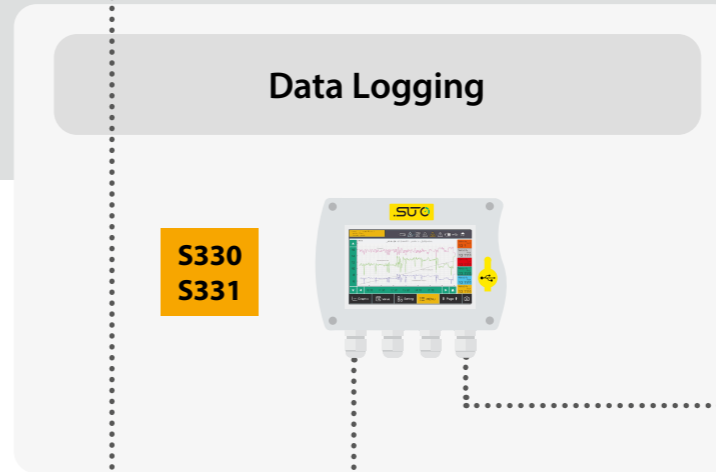


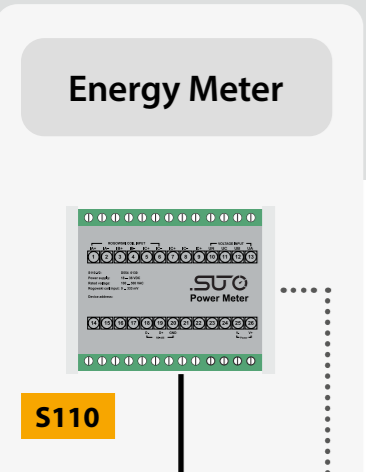
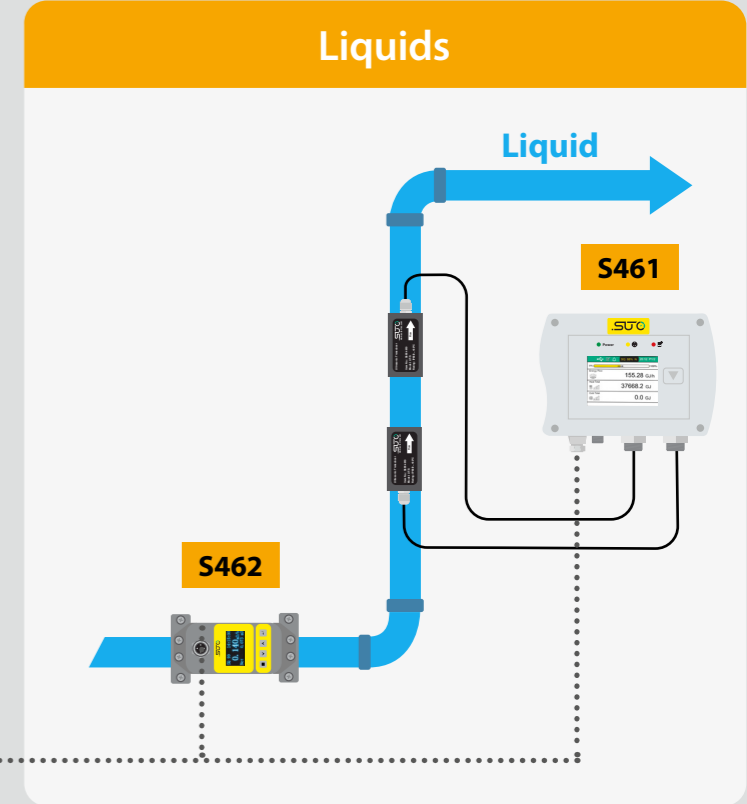
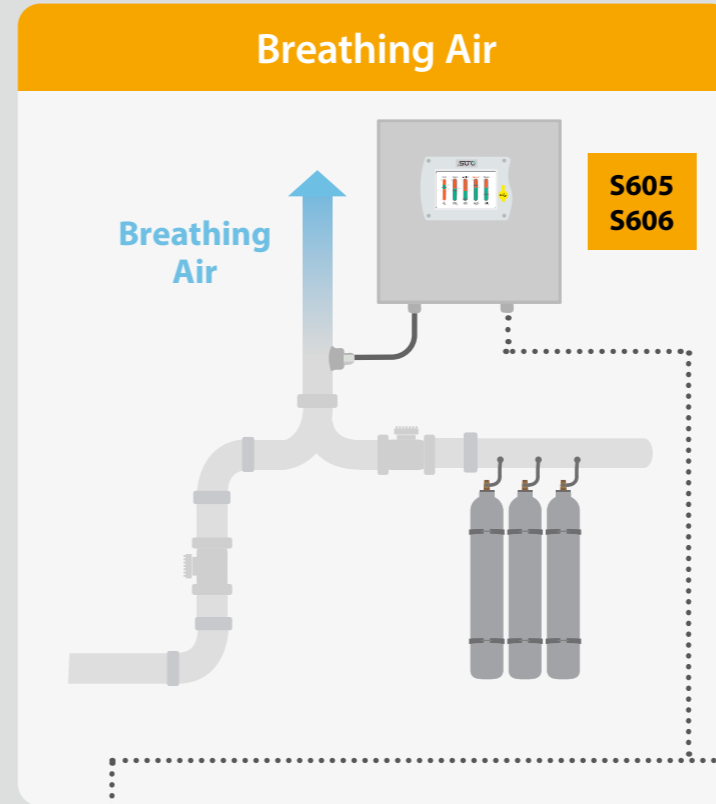
INSTRUMENTS
VALVES



Compressed Air and Gas Monitoring - get your system under control

The use of compressed air and technical gases in modern production processes has become indispensable. Compressed air is used to drive actuators, machines and to control other automated processes. Technical gases and air are used to conserve food or are even becoming part of the product, like in the beverage production.

- ✓ System Performance and Reliability
- ✓ Energy Efficiency and Cost Reduction
- ✓ Product Quality and Safety
- ✓ ISO Purity Requirements





Flow and Consumption Meters for Compressed Air and Gases



Pitot Tube Flow Meter for Wet Air

S430 Insertion



Installation

Insertion type, for pipe sizes of DN32 to DN500 installation under pressure through 3/4" ball valve


Signal Outputs

- Isolated 4 ... 20 mA & Pulse
- Modbus/RTU
- Modbus/TCP
- M-Bus

Application

- Flow and velocity monitoring of the compressor outlet
- High temperature flow applications

Generation



- ✓ **Wet Air** Measurement at the compressor outlet
- ✓ **Fast response time** For accurate results
- ✓ **Easy Monitoring** Effective measurements
- ✓ **Mobile App** For remote configuration
- ✓ **Stable Results** No mechanical wear parts



Flow and Consumption Meters for Compressed Air and Gases



Compact Thermal Mass Flow Meter

S415 Economic



Installation

In-line type; G inner thread connection - DN8, DN15, DN20, DN25 or DN32 (ISO 228-1)

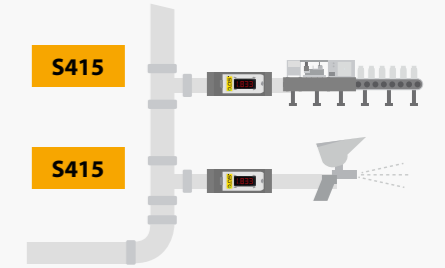
Signal Outputs

- Isolated 4 ... 20 mA & Pulse
- Modbus/RTU
- M-Bus

Application

- Low cost and broad monitoring of general processes
- Compressed air flow and consumption monitoring of individual machines and processes to improve efficiency and reliability

Point-of-Use



- ✓ **Point-Of-Use** Monitoring of compressed air and nitrogen
- ✓ **Cost-efficient** Affordable sensor solution
- ✓ **Total Mass Flow** No bypass measurement
- ✓ **Compact Design** For easy and flexible installation
- ✓ **Flow Conditioner** No straight inlet required

Thermal Mass Flow Meter

S401 Insertion



Installation

Insertion type DN25 to DN500, installation under pressure through 1/2" ball valve

Signal Outputs

- Isolated 4 ... 20 mA & Pulse
- Modbus/RTU
- Modbus/TCP
- M-Bus

Application

- Non-intrusive solution to measure compressed air and gas consumption and flow in main and distribution lines
- Applications in various industries, aiding in energy management, process control, cost allocation and quality assurance

Distribution



- ✓ **Easy Installation** Through 1/2" ball valve under pressure
- ✓ **Mobile App** For remote configuration
- ✓ **Total Flow** Reliable measurements
- ✓ **IP65 Casing** Provides robust protection
- ✓ **Cost-efficient** Affordable sensor solution

Compact Thermal Mass Flow Meter

S418 High End



Installation

In-line type; G inner thread connection - DN8, DN15, DN20, DN25 or DN32 (ISO 228-1)

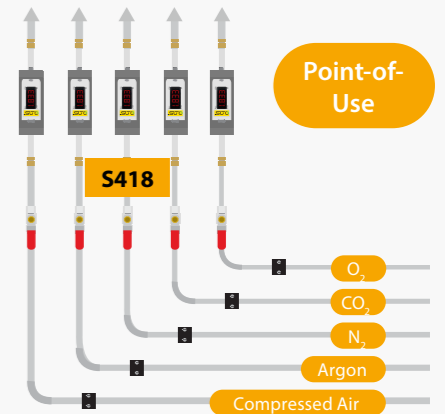
Signal Outputs

- Isolated 4 ... 20 mA & Pulse
- Modbus/RTU
- M-Bus

Application

Accurate compressed air and gas flow monitoring, to discover weak points in the process flow, thus ensuring continuity and profitability.

Point-of-Use



- ✓ **Point-Of-Use** Monitoring of machines and consumers
- ✓ **Data Logger** Easy recording of measurement data
- ✓ **Total Mass Flow** No bypass measurement needed
- ✓ **Compact Design** For easy and flexible installation
- ✓ **Flow Conditioner** No straight inlet required

Thermal Mass Flow Meter

S421 In-line



Installation

In-line type with measuring section DN15 to DN80 (Thread / Flange)

Signal Outputs

- Isolated 4 ... 20 mA & Pulse
- Modbus/RTU
- Modbus/TCP
- M-Bus

Application

- Non-intrusive solution to measure compressed air and gas consumption and flow in main and distribution lines
- Applications in various industries, aiding in energy management, process control, cost allocation and quality assurance

Distribution



- ✓ **Easy Installation** With measuring section
- ✓ **Mobile App** For remote configuration
- ✓ **Total Flow** Reliable measurements
- ✓ **IP65 Casing** Provides robust protection
- ✓ **Cost-efficient** Affordable sensor solution

Compact Thermal Mass Flow Meter

S418-V Vacuum



Installation

In-line type; G inner thread connection - DN8, DN15, DN20, DN25 or DN32 (ISO 228-1)

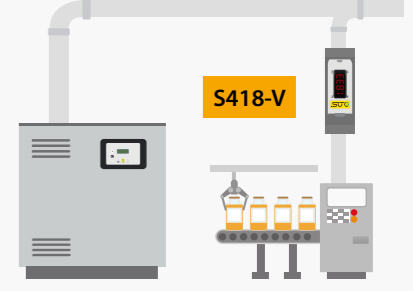
Signal Outputs

- Isolated 4 ... 20 mA & Pulse
- Modbus/RTU
- M-Bus

Application

- Performance monitoring of vacuum pumps.
- Monitoring of critical values in vacuum applications which help operators to ensure the process reliability.

Point-of-Use



- ✓ **Point-Of-Use** Monitoring of vacuum pumps
- ✓ **Vacuum Flow** Abs. Pressure Sensor integrated
- ✓ **Accurate Results** Integrated flow conditioner
- ✓ **Total Mass Flow** No bypass measurement needed
- ✓ **Compact Design** For easy and flexible installation



Flow and Consumption Meters for Compressed Air and Gases



Dew Point Meters for Compressed Air and Gases



Thermal Mass Flow Meter for Heavy Duty and Ex Applications

S451 Insertion



Installation

Insertion type DN25 to DN1000, installation under pressure through 3/4" ball valve

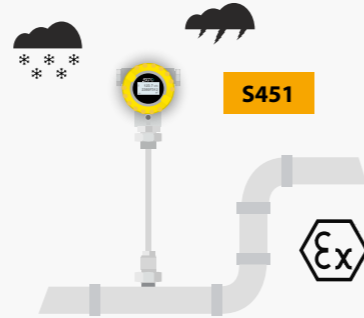
Signal Outputs

- 2 x 4 ... 20 mA, pulse & Modbus/RTU
- 2 x 4 ... 20 mA, pulse & Ethernet/APL (Modbus/TCP protocol)

Application

- Outdoor / all-weather flow applications
- Explosive environments

Outdoor and Ex



- ✓ **Industrial Design** For outdoor applications
- ✓ **Easy to Clean** All wetted parts stainless steel
- ✓ **Explosion Proof** Use in Ex-area applications
- ✓ **Accurate Results** Very fast response time
- ✓ **High Stability** Pressure & temperature independent

Dew Point Sensor

S211 -60 ... +20 °C Td



Installation

G1/2" Process connection for installation directly in process or via measuring chambers.

Signal Outputs

- 4 ... 20 mA 2-wire + SDI
- 4 ... 20 mA 3-wire + SDI
- 4 ... 20 mA 3-wire + Modbus/RTU

Optional Display

Measured Gases

Air / CO₂ / N₂ / O₂ / Argon

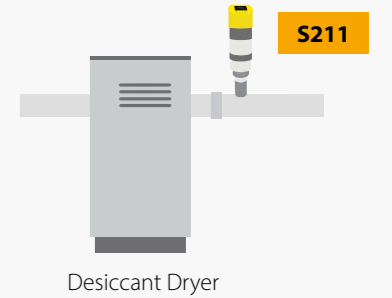
Operating pressure

- 0 ... 1.6 MPa
- Optional 35.0 MPa

Application

Dew point measurements after desiccant dryers

Treatment



- ✓ **Compact Design** Installation anywhere
- ✓ **-60 ... +20 °C Td** After desiccant dryers
- ✓ **Pressure Sensor** Integrated as option
- ✓ **High Precision** ± 2 °C Td Accuracy
- ✓ **Long term stable** Low Maintenance Costs

Thermal Mass Flow Meter for Heavy Duty and Ex Applications

S453 In-line



Installation

In-line type flow meter with measuring sections from DN25 to DN80 (R-thread / Flange)

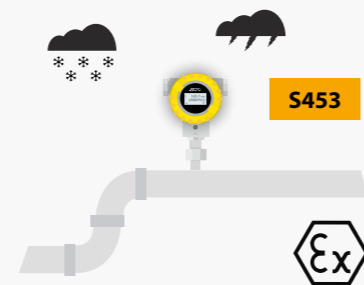
Signal Outputs

- 2 x 4... 20 mA, pulse & Modbus/RTU
- 2 x 4... 20 mA, pulse & Ethernet/APL (Modbus/TCP protocol)

Application

- Outdoor / all-weather flow applications
- Explosive environments

Outdoor and Ex



- ✓ **Industrial Design** For outdoor applications
- ✓ **Easy to Clean** All wetted parts stainless steel
- ✓ **Explosion Proof** Use in Ex-area applications
- ✓ **Accurate Results** Very fast response time
- ✓ **High Stability** Pressure & temperature independent

Dew Point Sensor

S215 -20 ... +50 °C Td



Installation

G1/2" Process connection for installation directly in process or via measuring chambers.

Signal Outputs

- 4 ... 20 mA 2-wire + SDI
- 4 ... 20 mA 3-wire + SDI
- 4 ... 20 mA 3-wire + Modbus/RTU

Optional Display

Measured Gases

Air / CO₂ / N₂ / O₂ / Argon

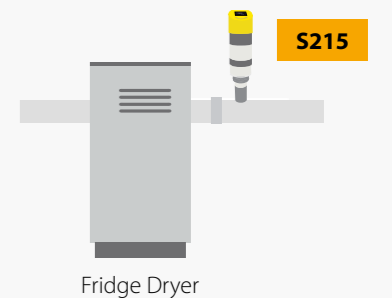
Operating pressure

- 0 ... 1.6 MPa
- Optional 35.0 MPa

Application

Dew point measurements after fridge dryers

Treatment



- ✓ **Compact Design** Installation anywhere
- ✓ **-20 ... +50 °C Td** After fridge dryers
- ✓ **Pressure Sensor** Integrated as option
- ✓ **High Precision** ± 2 °C Td Accuracy
- ✓ **Long term stable** Low Maintenance Costs

Thermal Mass Flow Direction Switch

S409 Insertion



Installation

Insertion type DN25 to DN500, installation under pressure through 1/2" ball valve

Signal Outputs

- 4 ... 20 mA 2-wire + SDI
- 4 ... 20 mA 3-wire + SDI
- 4 ... 20 mA 3-wire + Modbus/RTU

Application

Flow direction switch for reliable indication of flow directions. Flow-Switch can be connected to bi-directional flow meters for direction detection.

Two separated relays for direction indication

Multiple Locations



- ✓ **Easy Installation** Non-intrusive solution
- ✓ **Mobile App** For remote configuration
- ✓ **Total Flow** Reliable measurements
- ✓ **IP65 Casing** Provides robust protection
- ✓ **Cost-efficient** Affordable sensor solution

Dew Point Sensor

S220 -100 ... +20 °C Td



Installation

G1/2" Process connection for installation directly in process or via measuring chambers.

Signal Outputs

- 4 ... 20 mA 2-wire + SDI
- 4 ... 20 mA 3-wire + SDI
- 4 ... 20 mA 3-wire + Modbus/RTU

Optional Display

Measured Gases

Air / CO₂ / N₂ / O₂ / Argon

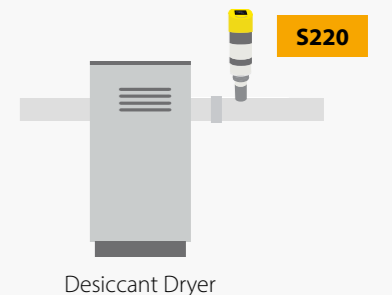
Operating pressure

- 0 ... 1.6 MPa

Application

Dew point measurements in high tech requirements and conditions

Treatment



- ✓ **Compact Design** Installation anywhere
- ✓ **-100 ... +20 °C Td** For high tech applications
- ✓ **Compressed Air Quality** Monitors humidity
- ✓ **Precise Measurement** ± 2 °C Td Accuracy
- ✓ **Pressure Sensor** Integrated as option



Dew Point Meters for Compressed Air and Gases



Air Quality Instruments for Compressed Air and Gases



Dew Point Transmitter for Ex Applications

S230 -100 ... +20 °C Td

S231 -50 ... +20 °C Td



Installation

G1/2" Process connection for installation directly in process or via measuring chambers.

Operating pressure

- 0.1 ... 1.6 MPa (S230)
- 0.1 ... 35 MPa (S231)

Measured Gases

Air / CO₂ / N₂ / O₂ / Argon

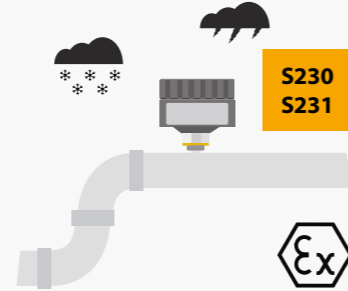
Signal Outputs

- 4 ... 20 mA (isolated)
- Modbus/RTU

Application

- Dew point measurement in explosive environments
- Outdoor / All-weather dew point measurement applications

Outdoor and Ex



Explosion Proof
Use in Ex-area applications

Low Dew Point
Measures down to -100 °C Td

Industrial Design
For rough environment

Precise Measurement
Unique QCM technology

Dual Sensor System
Full range precision

Oil Vapor Monitor

S120 Display & Data Logger



Installation

Easy process connection via 6 mm quick connect

Signal Outputs

- 4 ... 20 mA (isolated)
- Modbus/RTU
- Modbus/TCP (available for display version)
- Alarm Relay: NO, 40 VDC, 0.2 A
- USB

Pressure Range

- 0.3 ... 1.5 MPa
- 600 ... 1070 hPa abs. (Ambient version only)

Measured Gases

Compressed Air, Nitrogen N₂, Carbon dioxide CO₂ (software setting)

Application

Permanent monitoring of oil content in compressed air and gas systems to ensure crucial processes in medical and pharmaceutical industry, food and beverage, semiconductor fabs and high tech applications

Point-of-use



Accurate Results
Latest PID sensor technology

Compact Design
Can be installed anywhere

Easy Installation
Plug and Play Solution

Data Logger
Storage of values

Dew Point Sensor
Option: -100 ... +20 °C Td

Dew Point Monitor

S305 -50 ... +20 °C Td

-20 ... +50 °C Td



Installation

Stationary Installation easy process connection via 6 mm quick connect

Operating pressure

- 0.3 ... 1.5 MPa

Measured Gases

Air / CO₂ / N₂ / O₂ / Argon

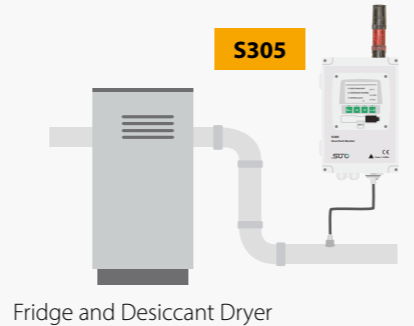
Signal Outputs

- 4 ... 20 mA 3-wire

Application

- Monitor fridge and desiccant driers
- Simple after market installation
- Process humidity monitoring and notification in case of alarms

Dryer Monitoring



Plug & Play
Simple and fast connection

Fast Response Time
Time-efficient

-50 ... +50 °C Td
Range depending on model

Precise Measurement
± 2 °C Td Accuracy

Alarm Indication
With internal relays or alarm units

Laser Particle Counter

S130 ECO (0.3 < d ≤ 5.0 μm)

S132 PRO (0.1 < d ≤ 5.0 μm)



Installation

Easy process connection via 6 mm quick connect

Signal Outputs

- Modbus/RTU
- Alarm Relay: NO, 40 VDC, 0.2 A
- USB

Pressure Range

- 0.3 ... 1.5 MPa

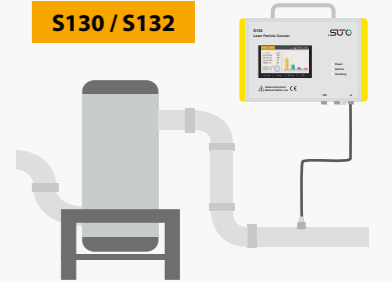
Measured Gases

Compressed Air, Nitrogen N₂, Carbon dioxide CO₂ (software setting)

Application

- Permanent particulate measurement and monitoring of compressed air and gases in high tech applications.
- Fulfilling requirements according to compressed air standard ISO 8573-4.

Point-of-use



Particle Measurement
According ISO 8573

Pro Version S132
Smallest channel 0.1 < d ≤ 0.5 μm

Data Logger
To save and print data

Easy Installation
Plug and Play Solution

Eco Version S130
Smallest channel 0.3 < d ≤ 5.0 μm

Portable Dew Point Meter

S520 -100 ... +20 °C Td

-50 ... +50 °C Td



Installation

Point-of-use spot checking with easy process connection via 6 mm quick connect

Operating pressure

-0.1 ... 1.5 MPa(g) (at least 0.3 MPa is needed for the measuring chamber supplied with the instrument)

Measured Gases

Air / CO₂ / N₂ / O₂ / Argon

Signal Outputs

- Internal data logger
- On site print outs
- USB interface for data transfer

Application

- ISO 8573-1 dew point audits
- Dew point checks at the point of use
- Drier performance checks
- Measure absolute humidity in units like ppm or mg/m³

Mobile Measurements



Smart device
Dew point prediction

Pressure Sensor
Various humidity units

Low Dew Point
Measures down to -100 °C Td

Data Logger
Integrated mass storage

Dew Point Audits
Indication of classes

Portable Compressed Air Purity Analyzer

S600 5 in 1 Plug & Play



Installation

Easy process connection via 6 mm quick connect

Signal Outputs

- Modbus/RTU
- Modbus/TCP
- USB
- 4G/LTE Modem (optional)

Pressure Range

- 0.3 ... 1.5 MPa

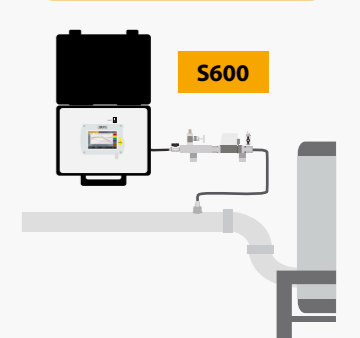
Measured Gases

Compressed Air, Nitrogen N₂, Carbon dioxide CO₂ (software setting)

Application

- Air quality measurements in medical, pharmaceutical, food and beverage and other applications
- Compressed air quality audits in regards to the ISO 8573-1
- Monitoring of high tech applications with strict air purity requirements

Mobile Measurements



All in One
Dew point, particle and oil vapor

Touch Screen
For easy operation

Portable Unit
Can be carried with one hand

High Precision
Accurate measurements

Compact Design
Makes it unique

4G/LTE Option
For data transfer



Air Quality Instruments for Compressed Air and Gases



Leak Detection for Compressed Air and Gases



Stationary Compressed Air Purity Monitor

S601 5 in 1 Plug & Play



Installation

Wall mountable cabinet with 6 mm hose connection.

Signal Outputs

- Modbus/RTU (RS485)
- Modbus/TCP (Ethernet)
- USB

Pressure Range

0.3 ... 1.5 MPa

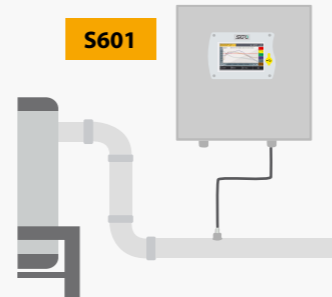
Measured Gases

Air / CO₂ / N₂ / O₂ / Argon

Application

Permanent measurement and monitoring of compressed air quality in high tech applications with strict purity requirements, such as medical air, pharmaceuticals, food and beverage, etc. Ensuring compressed air quality standards as stated in ISO 8573-1.

Treatment



- ✓ **All in One** Dew point, particle and oil vapor
- ✓ **Easy to Use** User-friendly design
- ✓ **Data Logger** Storage of measurements
- ✓ **High Precision** Accurate measurements
- ✓ **Permanent Monitoring** 24/7 quality measurements
- ✓ **Robust Cabinet** For rough industrial applications

Ultrasonic Leak Detector

(for Compressed Air, Gas and Pneumatic Systems)

S530 Portable



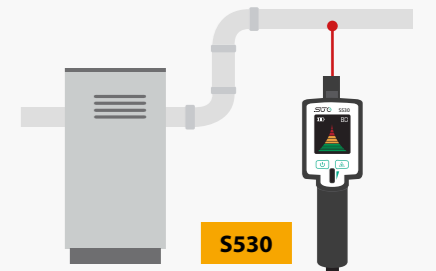
Application

- Leak detection in compressed air or gas systems such as refrigerators
- Ultrasonic
- With focus tube and focus tip
- Integrated laser pointer

Benefits

Easy to use handheld device for simple leak surveys. Identifies leaks in compressed air systems which helps to save energy and reduce compressed air costs

Mobile Measurements



- ✓ **Easy To use** Find leaks in minutes
- ✓ **Laser Pointer** Quick spot the leak
- ✓ **Compact Design** Can be used anywhere
- ✓ **Noise Isolated Headset** Inaudible signals easily to be heard
- ✓ **Long Battery Life** For long working hours

Portable Breathing Air Analyzer

S605 6 in 1 Plug & Play



Installation

Point-of-use spot checking with easy process connection via 6 mm quick connect

Signal Outputs

- Modbus/RTU (RS485)
- Modbus/TCP (Ethernet)
- USB
- 4G/LTE Modem (optional)

Inlet Pressure

3 ... 15 barg, External pressure reducer allow up to 350 bar process pressure

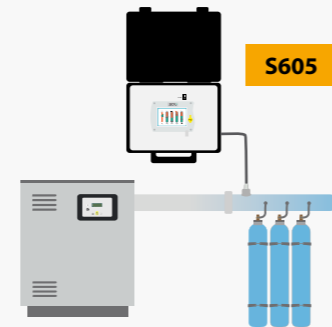
Measured Gases

Breathing air analysis

Application

Regular checks of breathing air systems in various sectors as fire fighting, diving, spray painting, chemical industry, offshore and high tech applications. Meet requirements of international standards such as EN 12021 or CFSR 1910.134(d).

Point-of-use



- ✓ **All in One** O₂, CO₂, CO, H₂O, Oil, Pressure
- ✓ **Plug & Play** Simple and fast connection
- ✓ **Ultra Portable** With one hand
- ✓ **High Precision** Accurate measurements
- ✓ **Compact Design** Simple and efficient
- ✓ **PDF Generator** Powerful PDF Reporting

Smart Ultrasonic Leak Detector

(for Compressed Air, Gas and Pneumatic Systems)

S531 Portable



Application

- The S531 helps users quickly find and record leakages in their compressed air, gas and pneumatic system.
- Ultrasonic
- With focus tube and focus tip
- Integrated laser pointer
- Trumpet, to focus the sound waves

Free LMS License

When purchasing a S531 ultrasonic leak detector set, one free LMS license is included.

Mobile Measurements



- ✓ **Wireless Connection** Wireless connection to headset
- ✓ **Mass Storage** Big memory for leak records, photos and voice recording
- ✓ **Leak Parts Photo** Camera to take photo of leak locations
- ✓ **Data Analysis** Export data to LMS for statistics and repair
- ✓ **Loss Calculation** Air loss calculation in m³/h or in local currency

Stationary Breathing Air Monitor

S606 5 in 1 Plug & Play



Installation

Wall mountable cabinet with 6 mm hose connection.

Signal Outputs

- Modbus/RTU (RS485)
- Modbus/TCP (Ethernet)
- USB

Inlet Pressure

3 ... 15 barg, External pressure reducer allow up to 350 bar process pressure

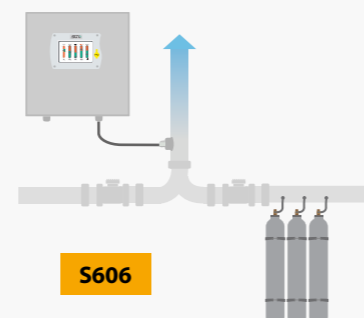
Measured Gases

Breathing air analysis

Application

Permanent Monitoring of all crucial breathing air parameters, to ensure that the breathing air is safe for health and the process. Crucial Industries and sectors rely on a reliable breathing air supply, e.g. fire fighting, diving, spray painting, chemical industry, offshore and high tech applications.

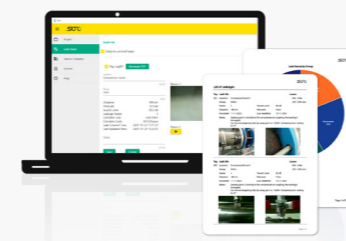
Generation



- ✓ **All in One** O₂, CO₂, CO, H₂O, Oil, Pressure
- ✓ **Permanent Monitoring** 24/7 monitoring
- ✓ **Data Logger** Storage of measurements
- ✓ **Alarm Function** Accurate measurements
- ✓ **Easy to Use** Simple and fast connection

Leak Management Software

LMS Local Installation



Installation

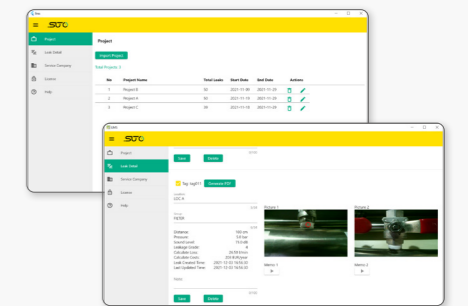
Local installation for easy setup and local data storage

Application

The Leak Management Software (LMS) enables companies to properly manage their leakage detection and repair activities. The software comes as a local installation on a PC.

LMS + S531

The LMS works seamlessly with the S531 Ultrasonic Leak Detector. Recording leaks in the field using the S531 and later importing them to LMS software enables users to gather quantitative leak loss data and easily create powerful reports.



- ✓ **Simple Interaction Design** Quick and intuitive operation steps
- ✓ **Local Installation** Easy installation and local data storage
- ✓ **Personalized Configuration** Company logo, contact person etc.
- ✓ **Extensive Analysis Report** Leak report with all relevant data
- ✓ **One-Click Import and Update** Import and update new leak data



Flow and Consumption Meters for Liquids and Steam



Displays / Datalogger and IIoT



Ultrasonic Flow Meter for Liquids

S461 Clamp-On



Installation

Clamp-On Installation for pipe sizes of DN40 ... DN1200, Versatile installation options for the display unit

Signal Outputs

- Isolated 4 ... 20 mA (Analog option)
- Switch output, normally open, max. 40VDC, 0,5 A (Pulse option)
- Modbus/RTU(Standard)
- Modbus/TCP and PoE (Option)

Application

Measures the actual flow and total consumption of various liquids

- Cooling / Heating / Process Water
- Purified Water Measurement
- Fuel, Oils, Petroleum Products
- Water Treatment
- Food / Beverage
- Sanitary
- Hydraulic System Test
- Pharmaceutical Industry

Multiple Locations



- ✓ **Non-Invasive** Through clamp-on sensors
- ✓ **Smartphone App** Easy configuration
- ✓ **Energy Meter** Monitors heat exchangers
- ✓ **Easy installation** Various installation options
- ✓ **Data Logger** 8 million samples
- ✓ **Compact Design** Can be installed anywhere

Display for Sensors

S320 Local installation



Installation

- Panel mounting (standard)
- Wall mounting
- Hat rail holder (only in connection with wall mounting casing)

Sensor Inputs

- 1 input for SUTO flow/ dew point sensor
- 1 input for analog sensor 0 ... 20 mA, 0 ... 10V

Application

Convenient data reading from difficult-to-access sensors.

Data Visualization



- ✓ **Easy to Use** User-friendly design
- ✓ **USB Interface** Configuration with S4C software
- ✓ **Alarm** Optional alarm settings
- ✓ **Power Supply** Flexible power supply
- ✓ **Easy installation** Wall or panel mountable
- ✓ **Signal Inputs** Digital and analog input

Compact Ultrasonic Flow Meter for Liquids

S462 Clamp-On



Installation

Clamp-On for pipe sizes of DN20 ... DN40 Can be installed on stainless steel pipe, carbon steel pipe, copper pipe or plastic pipe.

Signal Outputs

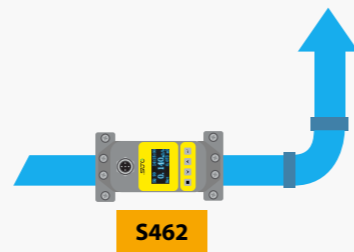
- Isolated 4 ... 20 mA (Analog)
- Modbus/RTU

Application

Clean fluid measurements in

- Cooling / Heating / Process Water
- Purified Water Measurement
- Fuel, Oils, Petroleum Products
- Water Treatment
- Food / Beverage
- Sanitary
- Hydraulic System Test
- Pharmaceutical Industry

Multiple Locations



- ✓ **Clamp On** No contact to medium
- ✓ **TTC** Transit Time Correlation Technology
- ✓ **Compact Design** Can be installed anywhere
- ✓ **Cost-efficient** Affordable sensor solution
- ✓ **Portable** Connectable to S551
- ✓ **Stationary** Connectable to S330/S331

Display and Data Logger

S330 Display

S331 Data Logger



Installation

- Panel mounting (standard)
- Wall mounting

Application

Central unit of a compressed air monitoring system displaying and recording all relevant parameters in a compressed air system (Flow, consumption, dew point, pressure, temperature, power consumption, compressor status etc.).

Inputs

2 digital inputs:

- SDI Sensors (up to 2 SDI sensors)
- Modbus Sensors (up to 16 Modbus sensors)

2 analog inputs (option):

- 0 ... 20 mA, 4 ... 20 mA
- 0 ... 10V
- Pulse

Data Logging



Outputs

- Modbus/TCP (Ethernet)
- Modbus/RTU (RS 485)
- USB
- 2 Alarm relay outputs

- ✓ **IIoT Support** Connection to S4M software
- ✓ **Versatile Connection** 16 sensors inputs
- ✓ **Data Distribution** Via Modbus/RTU & Modbus/TCP
- ✓ **Touch Screen** 5" large color LCD
- ✓ **Strong Protection** IP65 Casing
- ✓ **Data Logger** 100 million values

Vortex Flow Meter for Steam

S435 In-Line



Installation

Wafer type for pipe sizes of DN40 ... DN300

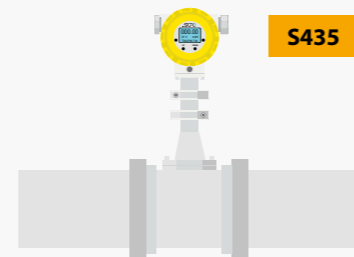
Signal Outputs

- 4 ... 20 mA
- Pulse
- Modbus/RTU

Application

Measures the saturated steam flow and consumption to ensure the process quality. The integrated consumption counter allows to calculate steam usage for each consumer in the system.

Steam Pipes



- ✓ **Easy Monitoring** Effective and inexpensive measurements
- ✓ **Local Display** For easy configuration and live values
- ✓ **Accurate Results** Vortex flow measurement
- ✓ **Total Flow** High accuracy and reliable measurements
- ✓ **Temperature Sensor** Automatic density adjustment

Portable Display and Data Logger

S551 Portable



Installation

Portable solution: Carrying case for a flexible and efficient usage at the point-of-use

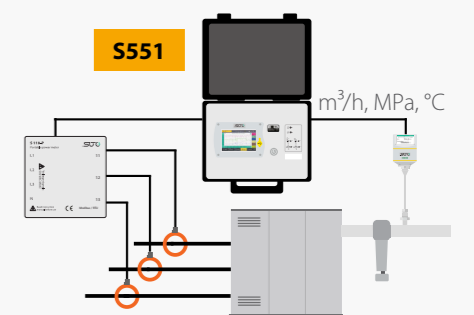
Sensor Inputs

- Up to 20 sensors inputs:
- 2 x SDI
- 2 x analog
- 16 x Modbus

Application

The ideal data logger for energy analysis (ISO 50001) and air audits (ISO 11011).

Multiple Locations



- ✓ **Auto Detect** SDI or Modbus SUTO sensors
- ✓ **Versatile Connection** 20 sensors inputs
- ✓ **4G/LTE Modem** Remote monitoring and logging (optional)
- ✓ **Touch Screen** 5" large color LCD
- ✓ **Strong Protection** IP65 Casing
- ✓ **Back-Up Power** Battery as back-up power



Monitoring and Application Software and Apps



Smart Compressed Air System Monitoring Software

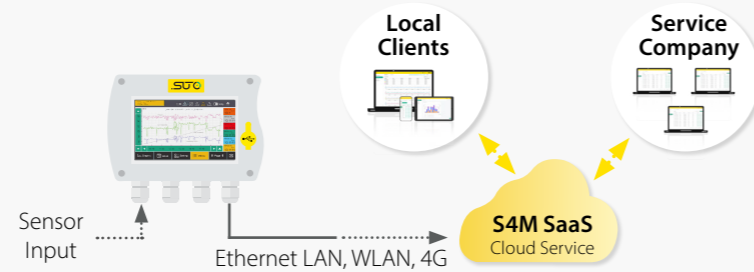
S4M SaaS Cloud

Benefits

All-in-one monitoring solution for compressed air systems. The powerful software features helps users to get their compressed air system under control



Monitoring, Visualization and Analysis



- ✔ Process Value Visualization
- ✔ Extensive Data Analysis
- ✔ Customer Management
- ✔ Alarms & Notifications
- ✔ Monitoring & Optimization
- ✔ Powerful Report Module
- ✔ Personalized Interface
- ✔ Location Management

Smart Compressed Air System Monitoring Software

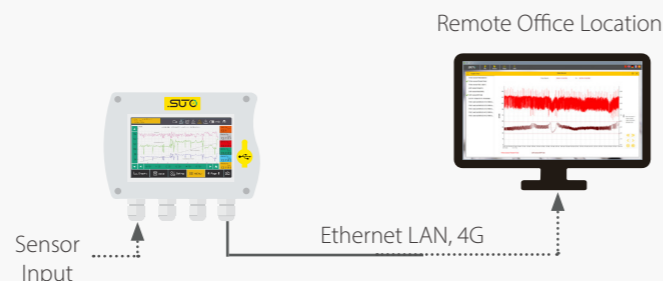
S4A Local

Download

The S4A Software is offered for free and the latest version can be downloaded from the SUTO homepage, no registration or subscription needed.
www.suto-itec.com



Data Visualization and Analysis



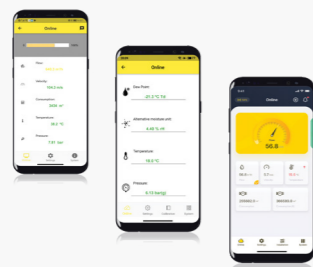
- ✔ Graphic Analysis
Powerful graphic analysis
- ✔ Analysis on Exported Files
Export data to the .XLSX and .CSV file
- ✔ Free to use
No payment or subscription needed
- ✔ Readout of Screenshots
Read screenshots from SUTO S331
- ✔ Online Reading
Via USB, Ethernet or WLAN connection

Free Mobile Apps

S4C-FS Gas Flow

S4C-DP Dew Point

S4C-US Liquid Flow



Smartphone Applications

Applications

- SUTO Smartphone Apps are completely free to use
- Wireless real-time data readings of SUTO Flow Meters through S4C-FS App
- User friendly design with intuitive workflows
- Everything runs from your smartphone
- Online configuration, settings and user calibrations of compatible SUTO devices

Signal Outputs

- Wireless connection to SUTO Sensors for on-site readings and configuration
- No PC needed

- ✔ Free Smartphone Apps
For remote Configuration
- ✔ Easy to Use
User-friendly design
- ✔ Online Reading
Live measurement data
- ✔ Wireless Connection
Connection to devices in hard-to-reach places



Current Meter, other Sensors and Calibration Service



Power Meter

S110 Stationary

S110-P Portable



Installation

DIN rail installation for power cabinets or portable version with rugged housing

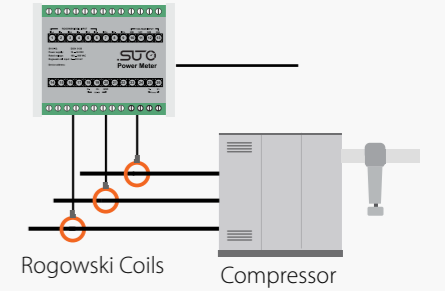
Signal Outputs

- Isolated 4 ... 20 mA (Analog)
- Modbus/RTU

Application

The main application is to measure the power consumption and the accumulated energy consumption of electrical 3-phase consumers, like compressors, driers and oxygen/nitrogen generators.

Generation



- ✔ Multi-functional
3-phase, 1-phase
- ✔ Modbus / RTU Interface
Connects to any Modbus-Master
- ✔ Easy Installation
User-friendly design and setup
- ✔ Compressor Performance
Identifying compressor efficiency
- ✔ Rogowski Coils
Wide range, highly accurate

Other Sensors

S010 Pressure

S020 Temperature

S030 Electrical Current



Installation

Easy installation in compressed air systems (for more information visit www.suto-itec.com)

Signal Outputs

- S010: 4 ... 20 mA
- S011: Modbus/RTU
- S020: 4 ... 20 mA (available in 2 sizes)
- S030: 4 ... 20 mA

Application

Industrial equipment for manifold applications

- Hydraulic and pneumatic systems
- Industrial engines
- HVAC/R equipment
- Spraying systems
- Cooling systems

- ✔ Industrial Design
For various applications
- ✔ 4 ... 20 mA Output
Easy connection
- ✔ Easy Installation
User-friendly and compact design
- ✔ Cost-efficient
Affordable sensor solutions
- ✔ Strong Protection
IP65 Casing

Calibration and Certification

Flow Calibration

Dew Point Calibration

Oil Vapor Calibration



SUTO Calibration

- SUTO owned high tech calibration facilities in Germany, Hong Kong SAR and Mainland China
- Flow calibration under pressure and a wide range for highest accuracy
- Real gas calibration system for technical gases
- References and certificates are traceable to national standards

Exchange Calibration Service

The exchange calibration service eliminates down time and enables users to have a seamless record of their measurements.



The user receives in advance a calibrated instrument with calibration certificate and the same instrument settings. The on-site instrument is then switched against the calibrated one and returned to the supplier.

- ✔ Flow Calibration
- ✔ Dew Point Calibration
- ✔ Oil Vapor Calibration
- ✔ Particle Calibration
- ✔ Pressure Calibration
- ✔ Temperature Calibration

Our offices



Kompauto Nordic AB

Fläderstigen 1 | Prästavägen 12
771 43 Ludvika | 224 78 Lund

Sweden



Kompauto Norway AS

Ytrebygdsvegen 37
5251 Søreidgrend

Norway

sales@kompauto.com

www.kompauto.com

Tel.SE +46 10 130 10 00

Tel.NO +47 55 55 86 99

Tel.DK +45 78 74 54 90



INSTRUMENTS

VALVES