

# ELEVAH®

the ladder that lifts you

We have been repeating this for years, with the new Elevah® Electrical Ladders work times are reduced, fatigue and accidents are halved, and labour costs are reduced **by 50%.**

A wide, complete, and updated range of products guarantees constant safety and meets every requirement.



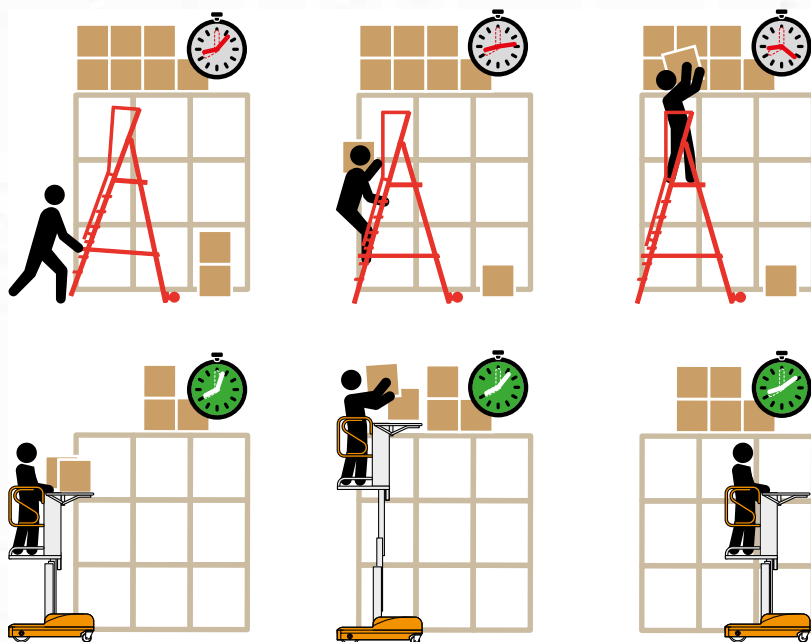
## SAVE TIME, EFFORT AND MONEY IN MAXIMUM SAFETY.

### Save time.

Elevah® Electrical Ladders allow you to save time as you do not need to step up and down continuously from the ladder every time you have to move position.

Moreover, thanks to the Picking solution, the goods or work equipment are always at hand and safe.

**HALVE THE WORK  
TIME WITH ELEVAH**




## Save effort.

Fatigue, falls, distortions, absences from work due to injuries, etc.

With Elevah® Electric Ladders many of these problems are solved.

A work station where you do not have to step up and down continuously, but everything occurs safely and comfortably.



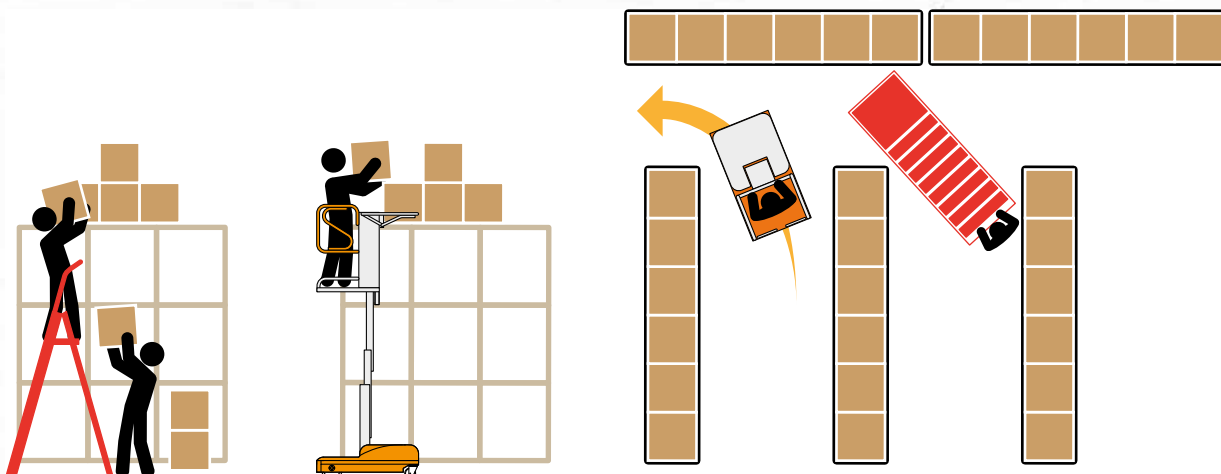
## Save money.

Why having two operators when the same operation can be performed by one single person?

**50% saving immediately**, the best way to reduce costs and boost your morale

and your business. Easy to displace and handle, thanks to its compact dimensions. This reduces work times and risk of accidents.

**OVERALL DIMENSIONS  
ARE REDUCED BY 70%  
WITH ELEVAH**



# ELEVAH 50F®

Elevah 50F® is the automatic ladder with a very large basket, carrying 200 kg, having a working height of 5 meters.

Very lightweight it is very easy to move it; in fact it only takes 5 kg force to move it, 3 kg once in motion.

## FULLY ALUMINUM

Built entirely of aluminium, and with the basket of the same size of the base, it is powered by 24V batteries.



Without outriggers reaches the machine a working height of up to 3.8 m. This is automatically controlled, using sensors that detect the height of the basket.

ELEVAH 50F

MANUAL TRASLATION



## REMOVABLE CONTROL

The removable control allows operating the basket from the ground.



## EASILY ACCESSIBLE

The operator can climb in very comfortably thanks to the easy opening of the basket.



## GREAT ELEVATION

The machine can be used with leveling outriggers and can safely reach the maximum height of 5 m.



## Its UNIQUE SHAPE makes it UNMISTAKABLE

The basket 77 x 100 cm, in shape with the machine, makes the Elevah50F® unique.

ELEVAH 50F

MANUAL TRASLATION

# ELEVAH 50F®

## Technical data sheet

Description	Without Stabilizers	With Stabilizers
Lift capacity	200 kg	
Operators	1	
Use	Internal	
Machine weight	168 kg	202 kg
Power source	24 V	
Batteries 2 x 12 V - 44 A	Acid	
Battery charger	110 V - 220 V	
Idle wheels dimensions	ø200 x 50 mm	
Turning wheels dimensions	ø150 x 45 mm	
Max. lifting speed	0,15 m/s	
Max. lowering speed	0,15 m/s	
Manual force to move it	7 Kg	
Manual force once in motion	3 Kg	

<b>A</b>	Stowed height	1690 mm	
<b>B</b>	Min. platform height from the ground	440 mm	
<b>C</b>	Max. platform height from the ground	1800 mm	3100 mm
<b>D</b>	Footprint	1000 mm	1100 mm
<b>E</b>		770 mm	1250 mm
<b>F</b>	Internal dimensions of the basket	940 mm	
<b>G</b>		640 mm	
<b>H</b>	Max. distance from the wall	0 mm	275 mm
<b>I</b>		0 mm	60 mm
<b>J</b>	Max. load on the ground	1,8 kN	2,0 kN

\* Maximum pressure whereas the weight of the platform plus the maximum load on the basket are completely distributed on one side of the platform (totally asymmetric load).



Conforming to **EN280** with **CE** certification.  
Tested and approved for indoor use with no wind.

