



AGTOS®

Steel mill tumble belt shot blast machines

- Blast machines
- Second-hand machines
- Conveyor systems
- Service and spare parts



Steel mill tumble belt shot blast machines are used for deburring, descaling, sand removal and derusting mass parts. They are operated either as a stand-alone solution or as part of a line. In addition to the standard program, **AGTOS** delivers this machine in several sizes and designs. The machines are equipped with the tried and tested **AGTOS** high-performance turbines and the maintenance-friendly cartridge filter systems.

Advantages of the AGTOS steel mill tumble belt shot blast machines:


- ➔ Reliable blasting technology
- ➔ Robust construction
- ➔ Low maintenance
- ➔ Innovative filter technology

Decisive advantages of the **AGTOS** steel mill tumble belt shot blast machines



→ **Traverse**

Several connected traverses form the steel mill. They are often exposed to the abrasive and are therefore subject to wear. A special sandwich construction ensures their longevity. In addition, the traverses are provided with engravings. These prevent the distortion that arises under heavy use. Upstands of the traverses allow a good circulation of the workpieces during the blasting process and support the emptying of the blasting chamber thereafter. Replacing individual traverses is easy and shortens assembly times.



→ **Ventilation of the blasting chamber**

The good ventilation of the blasting chamber is an important criterion. It enables dust-free workpieces after blasting and shortens the cycle time. Thanks to the openings in the door of the blasting chamber, this is possible.



→ **Construction – connection of chain links**

Thanks to the special construction of the chain links, the chains are more durable. The frictional effect on the bolts is reduced, since double treads were created by the construction with sleeve and liner.



→ **Adjustment of the drum discs**

The drum discs in the blasting chamber are to be adjusted from the outside. Thus, gaps can be reduced. The advantage is that workpieces will jam less.



→ **AGTOS blasting technology**

AGTOS turbines are solid aggregates that, thanks to fewer wear and tear parts and a higher abrasive flow-rate, work very efficiently.



→ **AGTOS filter technology**

The innovative filter technology impresses with its powerful performance. The special characteristics include the conical filter cartridges which can be replaced quickly and easily via drawer elements outside of the casing. These cartridge filter systems can also be retrofitted for all types of older blasting machines.

Set-up of an AGTOS steel mill tumble belt shot blast machine



Control unit TP700 Comfort



Magnetic/wind sifter for abrasive reclamation




Generous maintenance platform



Drives and rollers with special bearings



Abrasive control valve to regulate the quantity of the abrasive



Bucket elevator with generous maintenance openings



Lifting door with two cylinders for even, two-sided sealing



Abrasive cleaning via a vibro chute for immediate discharge of burrs and waste parts



Bracket with manganese coating allow a longer lifetime.

AGTOS steel mill tumble belt shot blast machines for efficient blasting – practice-oriented examples



Steel mill tumble belt shot blast machines type MR 850 in twin-operation in a foundry. Quick rolling gates for work safety and noise protection.



Steel mill tumble belt shot blast machine type MR 550 as a stand-alone solution in a forge



Steel mill tumble belt shot blast machine type MR 750 for shot-peening of springs



Steel mill tumble belt shot blast machine type MR 550 with loader and vibro chute for processing of engine components



Steel mill tumble blast machine of type MR 0270 for cast workpieces



Steel mill tumble belt shot blast machine type MR 270 for blasting armatures

Steel mill tumble belt shot blast machine type MR 270 with loader and vibro chute for cleaning and deburring of armatures. In this machine, the speed of the high-performance turbines is controlled by frequency regulators. These are controlled by the control cabinet and allow high-quality surfaces.



Steel mill tumble belt shot blast machine type MR 850 with loader and vibro chute for processing of castings



Clean castings after processing

Cleaning the abrasive via magnetic air separator



Fig. 1: Vibro chute for discharging coarse particles from the abrasive

For turbine wheel shot blasting machines that are operated in foundries, coarse particles must be discharged via a sieving conveyor chute that is installed beneath the blasting chamber (Fig. 1).

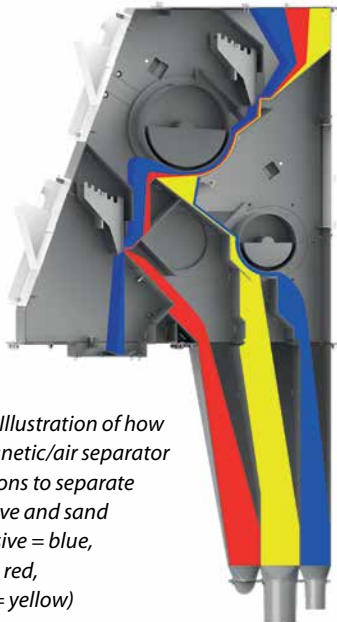


Fig. 3: Illustration of how a magnetic/air separator functions to separate abrasive and sand (Abrasive = blue, dust = red, sand = yellow)



Fig. 2: Magnetic/air separation in a large foundry facility

For cleaning the abrasive an additional cleaning level in form of a magnetic separator is pre-installed to the common air separator (Fig. 2). This serves the removal of aggressive and unhealthy molding sand after shattering from the abrasive circuit.

The abrasive is guided over two magnetic rollers. Because it is magnetic, in contrast to the sand, it is separated from the abrasive and sand mixture by the magnetic rollers (Fig. 3). It then runs through the so-called air separator and is then returned to the turbines (Fig. 4). Thus the abrasive circuit is closed.

The sand is discharged from the system and can usually be reused.

For turbine wheel shot blasting machines that are not installed in foundries, air separation is sufficient for cleaning the abrasive. In contrast, for systems that are installed in foundries, it constitutes the third cleaning level after the sieving conveyor chute and the magnetic separator.



Fig. 4: Magnetic/air separation with magnetic roller and abrasive curtain

Service for blasting machinery



Used machines are technically overhauled and then integrated into plant operations. Working on its own or as a general contractor, **AGTOS** undertakes disassembly, transport and re-assembly of the machines.

We place special emphasis on providing perfect customer service. This applies not only to the blasting equipment we manufacture, but also to other makes of equipment. Our service program includes:

- Spare parts
- Modernization and performance enhancement
- Repair and maintenance
- Instruction and training



Turbine parts for many turbine brands



A wide range of abrasive types can be delivered on short notice.



In addition to replacement turbine parts, we also supply filter cartridges, cleaning and sealing brushes, and pre-cut rubber and manganese blanks for many machine types.




Bucket elevator belts, buckets and screws for all makes of blast machinery

Modern blasting technology made-to-measure

AGTOS manufactures turbine wheel shot blast machines for tailor-made engineering. Based on the different work pieces and the requirements of the surfaces and space conditions at the customer's, steel mill tumble belt shot blast machines can be realized in a variety of designs. The following table contains the most common models with their most important technical data.



Work pieces before...



...and after processing

AGTOS steel mill tumble belt shot blast machines are available in the following standard sizes, among others:

Technical Specifications	MR 0350	MR 0550	MR 0750	MR 0850
Ø Blasting chamber (mm)	1000	1200	1200	1400
Width of blasting chamber (mm)	1200	1200	1600	1600
Batch (l)	350	550	750	850
Batch (kg)	1250	1500	1500	2500
Max. individual work piece weight (kg)	50	100	100	150
Turbines	2 x 15 kW or 1 x 22 kW or 1 x 30 kW	2 x 15 kW or 1 x 22 kW or 1 x 30 kW	2 x 22 kW or 2 x 30 kW	2 x 22 kW or 2 x 30 kW



Here you can find a video
about our steel mill tumble
blast machine:



Begner Agenturer
Representing AGTOS in
Scandinavia
Samuelsdalsv.2
SE-791 61 Falun
Tel.: +46(0)23-160 20
info@begner.com
www.begner.se



AGTOS
Gesellschaft für technische
Oberflächensysteme mbH
Gutenbergstraße 14
D-48282 Emsdetten
Tel.: +49(0)2572 96026-0
Fax: +49(0)2572 96026-111
info@agtos.de
www.agtos.com