

QUICK REFERENCE GUIDE



STANDARD EQUIPMENT

Heavy Industrial Welding





HEAVY INDUSTRIAL PRODUCTS SELECTION GUIDE

MIG MAG EQUIPMENT

ALL MIG MAG MACHINES ARE 3 PHASE.

MIG MAG Processes								Application				Duty Cycle		Cooling options			Wire feeding options		Additional processes			Moveability	Cloud connectivity	Product
Man	Syn	Pulse	Super pulse	Speed	Craft	Thin	Root/-P	Base Metal	Wire	Electrode	Tig Rod	60%	100%	No cooler	Modular cooler	Integrated cooler	Conventional	Robustfeed	MMA	DC TIG	CAC			See datasheet for composition
✓	✓	✓		✓	✓	✓	✓	Cs, Ss, Al	Solid, FCW, MCW	Basic/Rutile/Cellulosic	Cs, Ss	500A	400A			✓		✓	✓	Live TIG	✓	Trolley/ Wheel kit	Integrated	Warrior EDGE DX
✓	✓	✓		✓	✓			Cs, Ss, Al	Solid, FCW, MCW	Basic/Rutile/Cellulosic	Cs, Ss	500A	400A	✓	✓			✓	✓	Live TIG	✓	Trolley/ Wheel kit	Integrated	Warrior EDGE CXII
✓	✓	✓						Cs, Ss, Al	Solid, FCW, MCW	Basic/Rutile/Cellulosic	Cs, Ss	500A	400A	✓	✓			✓	✓	Live TIG	✓	Trolley/ Wheel kit	Integrated	Warrior EDGE CXI
✓	✓	✓	✓					Cs, Ss, Al	Solid, FCW, MCW	n.a.	Cs, Ss	500A	400A			✓		✓		Live TIG		Trolley	Integrated	Aristo Mig 5000iw WC
✓	✓	✓	✓					Cs, Ss, Al	Solid, FCW, MCW	n.a.	Cs, Ss	500A	400A			✓		✓		TIG HF		Trolley	Integrated	Aristo Mig U5000ix WC
✓	✓	✓	✓					Cs, Ss, Al	Solid, FCW, MCW	Basic/Rutile/Cellulosic	Cs, Ss	500A	400A	✓	✓			✓	✓	Live TIG	✓	Trolley	Optional via W82	Aristo 500ix
✓								Cs, Ss, (Al) ¹	Solid, FCW, MCW	Basic/Rutile/Cellulosic	Cs, Ss	820A	750A	✓	✓			✓	✓	Live TIG	✓	Trolley	Optional via Universal Connector	Warrior 750i
✓								Cs, Ss, (Al) ¹	Solid, FCW, MCW	Basic/Rutile/Cellulosic	Cs, Ss	500A	400A	✓	✓		✓	✓	✓	Live TIG	✓	Trolley/ Wheel kit	Optional via Universal Connector	Warrior 500i
✓								Cs, Ss, (Al) ¹	Solid, FCW, MCW	Basic/Rutile/Cellulosic	Cs, Ss	400A	300A	✓	✓		✓	✓	✓	Live TIG	✓	Trolley/ Wheel kit	Optional via Universal Connector	Warrior 400i
✓								Cs, Ss	Solid, FCW	Basic/Rutile		500A	390A			✓	✓		✓			Integrated trolley	Optional via Universal Connector	Fabricator EM 501iw
✓								Cs, Ss	Solid, FCW	Basic/Rutile		400A	310A			✓	✓		✓			Integrated trolley	Optional via Universal Connector	Fabricator EM 401iw
✓								Cs, Ss	Solid, FCW	Basic/Rutile		400A	310A	✓			✓		✓			Integrated trolley	Optional via Universal Connector	Fabricator EM 401i

Note: ¹ Only in Spray Arc.

TIG EQUIPMENT

TIG Process				Application		Duty Cycle			Phase		Cooling options			Moveability	TIG Features						Product		
TIG DC	TIG DC Pulse	TIG AC/DC	MMA DC	MMA AC	Cs, Ss	Al	30%	60%	100%	1/230V	3/380V	No cooler	Modular cooler		Integrated cooler	Max pulse frequency	Memories	DC Dual current	Spot welding	Gas purge	Manual pulse	Tungsten preheating	See datasheet for composition
✓			✓		✓			300A	250A	✓	✓	✓	✓		Portable / Trolley	999 Hz	✓	✓					Renegade ET300i
✓	✓		✓		✓			300A	250A	✓	✓	✓	✓		Portable / Trolley	999 Hz		✓					Renegade ET300iP
✓	✓		✓		✓			410A	310A		✓	✓	✓		Trolley / Wheel kit	250 Hz	✓		✓	✓	✓		Fabricator ET 410iP
✓	✓	✓	✓	✓	✓	✓	430A	330A	300A		✓			✓	Trolley	250 Hz	✓					✓	Origo Tig 4300iw

MMA EQUIPMENT

MMA Process			Application			Duty Cycle			Phase		Moveability	Product
MMA DC	Live Tig	Gouging	Basic	Rutile	Cellulosic	40%	60%	100%	1/230V	3/380V		See datasheet for composition
✓	✓		✓	✓	✓	300A	250A	200A	✓	✓	Portable / Trolley	Renegade ES300i
✓	✓	✓	✓	✓	✓		410A	310A		✓	Wheel kit	Fabricator ES 410iC



MULTI-PROCESS Warrior EDGE 500 DX

Part Number	0446300886
-------------	------------



STEP 1

Powersource Selection

Technical Information	
Input Voltage	380 -460 V ±10%, 3ph, 50/60 Hz
Setting Range MIG (GMAW/FCAW)	8 A / 8.0 V -500 A / 44 V
Setting Range MMA(SMAW)	8 A / 20.3 V -500 A / 40 V
Setting Range TIG (GTAW)	4 A / 10.2 V -500 A / 30 V
Open circuit Voltage	54.8 V
Efficiency @ Max Current Mig	88%
Power factor @ Max Current Mig	0.93
Efficiency @ Max Current MMA	89%
Power factor @ Max Current MMA	0.91
Welding Output MIG	500 A / 39.0 V at 60% duty cycle 400 A / 34.0 V at 100% duty cycle
Welding Output TIG	500 A / 30.0 V at 60% duty cycle 400 A / 26.0 V at 100% duty cycle
Welding Output MMA	500 A / 40.0 V at 60% duty cycle 400 A / 36.0 V at 100% duty cycle
Fuse type C MCB	32A
Idle Power	43 W
Operating Temperature	-20 to +55°C
Protection Class	IP23
Application Class	S
Insulation Class	H
Dimensions L x W x H	700 x 325 x 680 mm
Weight	85 kg
Certification	CE, Ecodesign

MIG ADVANCED PULSE MULTI-PROCESS

WARRIOR EDGE DX FEATURE CHART

Product family	Product name	Syn Cs	Syn SS	Syn AI	PULSE	SPEED	CRAFT	THIN	ROOT
Power source	Warrior EDGE DX (CE)	X	X	X	X	X	X	X	X

Cooling Unit - Embedded no need for order

Technical information

Product Family	Product Name	Cooling Power	Max Water Flow	Coolant Quantity	Max Pressure Lift for Torch Qmax
Cooling unit	nn	1.4 kW	2.0 l/Min	4,7l	4,5 bar

STEP 2

Wire Feeder Selection

Technical information feeding unit

Product Family	Product Name	Ordering Part Number	True Flow Digital Gas Control	Weight
RobustFeed	RobustFeed EDGE BX	0446600880	No	16.8 Kg
	RobustFeed EDGE CX	0446600881	Yes	17.5 Kg

Product Family	Product Name	Standard features available on CX and BX feeding unit	
RobustFeed	RobustFeed EDGE BX RobustFeed EDGE CX	Precidrive motor w/38 mm diam rollers	IP 54 protection class
		Water cooling	Max spool 20 kg/300 mm
		Flowmeter and heater	Max feeding speed 0.8 - 25.0 mm/min

External panel information

Product Family	Product Name	Standard features available on CX and BX feeding unit panels			
RobustFeed	RobustFeed EDGE BX RobustFeed EDGE CX	Process selection: CV, synergic, pulsed, MMA, gouging.	2-4 strokes	Estimated amperage	Operator management
		Jobs selection	Wire inching	Volt and WFS adjustment	Dynamic CV
			Gas purge	Arc length	Dynamic pulse

Internal panel information

Product Family	Product Name	Standard features available on CX and BX feeding unit panels			
Robust Feed	RobustFeed EDGE BX RobustFeed EDGE CX	Base metal, V, WFS, wire diam. gas type, gas flow	CV, synergic CS/SS, pulsed CS/SS, MMA, gouging	Torch remote configuration	True arc compensate
		Welding parameter/limit setting	Creep start	Burnback/SCT	Error log
		Job parameter and limit setting	Adjustable hot start and crater fill	Gas pre and post flow setting	Operator management setting

STEP 3

Connection Cable Selection

Product Family	Product Name	2m	5m	10m	15m	20m	25m	35m
Connection cable	70 mm2 gas cooled	0446310880	0446310881	0446310882	0446310883	0446310884	0446310885	0446310886
Connection cable	70 mm2 water cooled	0446310890	0446310891	0446310892	0446310893	0446310894	0446310895	0446310896
Connection cable	95 mm2 gas cooled	0446310980	0446310981	0446310982	0446310983	0446310984	0446310985	0446310986
Connection cable	95 mm2 water cooled	0446310990	0446310991	0446310992	0446310993	0446310994	0446310995	0446310996

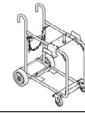
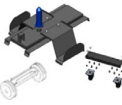
STEP 4

Torches Selection

Product Family	Application	Cooling		Functionality			Length			Product Name
		Gas	Water	No remote	Up & Down	Display	3m	4m	5m	
Mig torches	All	x		x			0700026056	0700026057	0700026058	Exeor Mig 4.0G2
Mig torches	All	x			x		0700025727	0700025728	0700025729	Exeor Mig 4.0G2CX
Mig torches	All	x				x	0700025758	0700025759	0700025760	Exeor Mig 4.0G2DX
Mig torches	All		x	x			0700026050	0700026051	0700026052	Exeor Mig 4.0W2
Mig torches	All		x		x		0700025730	0700025731	0700025732	Exeor Mig 4.0W2CX
Mig torches	All		x			x	0700025733	0700025734	0700025735	Exeor Mig 4.0W2DX
Mig torches	Root	x		x			0700026025	0700026026	0700026027	Exeor Mig 3.0G-S
Mig torches	Root	x			x		0700026028	0700026029	0700026030	Exeor Mig 3.0G-S CX


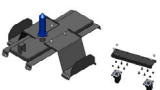




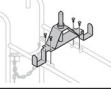

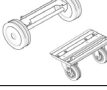
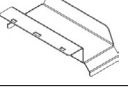
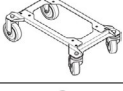




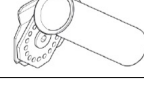

STEP 5

Trolley

Product Name	Part No.	Counterbalance	Gas bottle	
Trolley 4 wheels	0349313450	Possible	yes	
Powersource wheel kit(1), Feeder bracket and stabilizer(2)	0465416880 (1) 0447518880 (2)	No	No	

STEP 6

Accessories Information


Product Name	Part No.		Product Name	Part No.	
NFC Administrator cards kit	0447776880		Feeder mounting kit, powersource assembly including cable holders and stabilizer kit	0447518880	
NFC User cards kit	0447776881		Stabilizer kit for counterbalance	0460946880	
Trolley for > 300 mm spool	0349313700		Quick connector marathon pack	F102440880	
Guide pin extension kit (necessary if feeder wheel kit is selected)	0465508880		Interconnection strain relief kit (for update of cables without strain relief)	0446050880	
Wheel kit powersource	0465416880		Cable mounting bracket	0446877880	
Wheel kit RobustFeed	0446081880		Coolant 10 l	0465720002	
Torch strain relief RobustFeed	0446082880		Boom adaptor (lifting device)	0446956880	
Counterbalance Arm RobustFeed	0448181880		RobustFeed torch holder	0446958880	
Counterbalance extension kit for use with 6m and 7,5m torches	0448116880				




STEP 7

Wear Part List


Product Family	Product Name
Wear part RobustFeed	n.a.







Wears part for carbon steel, stainless and cored wires

Wire Diameter mm	0.6	0.8	0.9/1.0	1.2	1.4	1.6	1.8	2	Feed Roller
 V-groove	X	X							0445850001
		X	X						0445850002
			X						0445850003
			X	X					0445850004
				X					0445850005
					X				0445850006
						X	X		X 0445850007


	Inlet Wire Guide	Middle Wire Guide	Outlet Wire Guide
Wire dia. 0.9 - 1.6	 0445822001 (2 mm)	 0446080882	 0445830881




Wears part for cored wires - different wire guides dependent on wire diameter

Wire Diameter mm	0.9/1.0	1.2	1.4	1.6	1.8	2.0	2.4	Feed Roller
 V-K-knurled	X	X						0445850030
		X						0445850031
		X	X					0445850032
				X				0445850033
					X			0445850034
						X		0445850035
							X	0445850036

	Inlet Wire Guide	Middle Wire Guide	Outlet Wire Guide
Wire dia. 0.9 - 1.6	 0445822001 (2 mm)	 0446080882	 0445830881
Wire dia. 1.8 - 2.4	 0445822002 (3 mm)	 0446080883	 0445830882

Wears part for aluminium

Wire Diameter mm	0.6	0.8	0.9/1.0	1.2	1.4	1.6	1.8	Feed Roller
 U-groove		X						0445850050
			X					0445850051
			X			X		0445850052

	Inlet Wire Guide	Middle Wire Guide	Outlet Wire Guide
Wire dia. 0.9 - 1.6	 0445822001 (2 mm)	 0446080881	 0445830885

Popular Package

EDGE DX, with DGC, water cooled, 5m interconn, no remote torch

Product no	Product Name
0446300886	Warrior Edge 500 DX, CE,w.ROOT
0446600881	RobustFeed Edge CX (Incl. DGC)
0446310891	Edge Interc. 70mm2, Water, 5m
0446081880	Robust Feed Wheel kit
0349313450	TROLLEY Warrior/Aristo 3 in 1
0465508880	Guide pin extension kit
0700026051	EXEOR MIG 4.0W2 4 m



MULTI-PROCESS Warrior EDGE 500 CXII

Part Number	0448500881
-------------	------------



STEP 1

Powersource Selection

Technical Information	
Input Voltage	380 -460 V ±10%, 3ph, 50/60 Hz
Setting Range MIG (GMAW/FCAW)	8 A / 8.0 V -500 A / 44 V
Setting Range MMA(SMAW)	8 A / 20.3 V -500 A / 40 V
Setting Range TIG (GTAW)	4 A / 10.2 V -500 A / 30 V
Open circuit Voltage	54.8 V
Efficiency @ Max Current Mig	88%
Power factor @ Max Current Mig	0.93
Efficiency @ Max Current MMA	89%
Power factor @ Max Current MMA	0.91
Welding Output MIG	500 A / 39.0 V at 60% duty cycle 400 A / 34.0 V at 100% duty cycle
Welding Output TIG	500 A / 30.0 V at 60% duty cycle 400 A / 26.0 V at 100% duty cycle
Welding Output MMA	500 A / 40.0 V at 60% duty cycle 400 A / 36.0 V at 100% duty cycle
Fuse type C MCB	32A
Idle Power	43 W
Operating Temperature	-20 to +55°C
Protection Class	IP23
Application Class	S
Insulation Class	H
Dimensions L x W x H	700 x 325 x 680 mm
Weight	85 kg
Certification	CE, Ecodesign

MIG ADVANCED PULSE MULTI-PROCESS

CXII FEATURE CHART

Product family	Product name	Syn Cs	Syn SS	Syn AI	PULSE	SPEED	CRAFT	THIN	ROOT
Power source	Warrior EDGE CXII (CE)	X	X	X	X	X	X		

STEP 2

Cooling Unit Selection

Optional. If you include, select opportune water cooled components.

Product Family	Product Name	Ordering part number	Cooling Power	Max Water Flow	Coolant Quantity	Max Pressure Lift for Torch Qmax	Weight
Cooling unit	Cool 2	0465427880	1 kW	1,8 l/Min	4,5l	4,6 bar	15 kg

STEP 3

Wire Feeder Selection

Technical information feeding unit

Product Family	Product Name	Ordering Part Number	True Flow Digital Gas Control	Weight
RobustFeed	RobustFeed EDGE BX	0446600880	No	16.8 Kg
	RobustFeed EDGE CX	0446600881	Yes	17.5 Kg

Product Family	Product Name	Standard features available on CX and BX feeding unit	
RobustFeed	RobustFeed EDGE BX RobustFeed EDGE CX	Precidrive motor w/38 mm diam rollers	IP 54 protection class
		Water cooling	Max spool 20 kg/300 mm
		Flowmeter and heater	Max feeding speed 0.8 - 25.0 mm/min

External panel information

Product Family	Product Name	Standard features available on CX and BX feeding unit panels			
RobustFeed	RobustFeed EDGE BX RobustFeed EDGE CX	Process selection: CV, synergic, pulsed, MMA, gouging.	2-4 strokes	Estimated amperage	Operator management
			Wire inching	Volt and WFS adjustment	Dynamic CV
		Jobs selection	Gas purge	Arc length	Dynamic pulse

Internal panel information

Product Family	Product Name	Standard features available on CX and BX feeding unit panels			
Robust Feed	RobustFeed EDGE BX RobustFeed EDGE CX	Base metal, V, WFS, wire diam. gas type, gas flow	CV, synergic CS/SS, pulsed CS/SS, MMA, gouging	Torch remote configuration	True arc compensate
		Welding parameter/limit setting	Creep start	Burnback/SCT	Error log
		Job parameter and limit setting	Adjustable hot start and crater fill	Gas pre and post flow setting	Operator management setting

STEP 4

Connection Cable Selection

Product Family	Product Name	2m	5m	10m	15m	20m	25m	35m
Connection cable	70 mm ² gas cooled	0446310880	0446310881	0446310882	0446310883	0446310884	0446310885	0446310886
Connection cable	70 mm ² water cooled	0446310890	0446310891	0446310892	0446310893	0446310894	0446310895	0446310896
Connection cable	95 mm ² gas cooled	0446310980	0446310981	0446310982	0446310983	0446310984	0446310985	0446310986
Connection cable	95 mm ² water cooled	0446310990	0446310991	0446310992	0446310993	0446310994	0446310995	0446310996

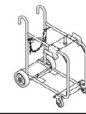
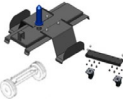
STEP 5

Torches Selection

Product Family	Cooling		Functionality			Length			Product Name
	Gas	Water	No remote	Up & Down	Display	3m	4m	5m	
Mig torches	x		x			0700026056	0700026057	0700026058	Exeor Mig 4.0G2
Mig torches	x			x		0700025727	0700025728	0700025729	Exeor Mig 4.0G2CX
Mig torches	x				x	0700025758	0700025759	0700025760	Exeor Mig 4.0G2DX
Mig torches		x	x			0700026050	0700026051	0700026052	Exeor Mig 4.0W2
Mig torches		x		x		0700025730	0700025731	0700025732	Exeor Mig 4.0W2CX
Mig torches		x			x	0700025733	0700025734	0700025735	Exeor Mig 4.0W2DX




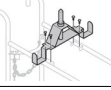
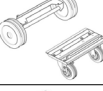
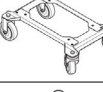



STEP 6

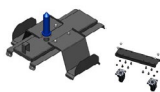



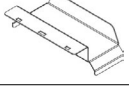


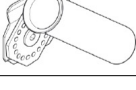
Trolley

Product Name	Part No.	Counterbalance	Gas bottle	
Trolley 4 wheels	0349313450	Possible	yes	
Powersource wheel kit(1), Feeder bracket and stabilizer(2)	0465416880 (1) 0447518880 (2)	No	No	

STEP 7

Accessories Information

Product Name	Part No.	
NFC Administrator cards kit	0447776880	
NFC User cards kit	0447776881	
Trolley for > 300 mm spool	0349313700	
Guide pin extension kit (necessary if feeder wheel kit is selected)	0465508880	
Wheel kit powersource	0465416880	
Wheel kit RobustFeed	0446081880	
Torch strain relief RobustFeed	0446082880	
Counterbalance Arm RobustFeed	0448181880	
Counterbalance extension kit for use with 6m and 7,5m torches	0448116880	


Product Name	Part No.	
Feeder mounting kit, powersource assembly including cable holders and stabilizer kit	0447518880	
Stabilizer kit for counterbalance	0460946880	
Quick connector marathon pack	F102440880	
Interconnection strain relief kit (for update of cables without strain relief)	0446050880	
Cable mounting bracket	0446877880	
Coolant 10 l	0465720002	
Boom adaptor (lifting device)	0446956880	
RobustFeed torch holder	0446958880	

STEP 8

Wear Part List


Product Family	Product Name
Wear part RobustFeed	n.a.

Wears part for carbon steel, stainless and cored wires

Wire Diameter mm	0.6	0.8	0.9/1.0	1.2	1.4	1.6	1.8	2	Feed Roller
 V-groove	X	X							0445850001
		X	X						0445850002
			X						0445850003
			X	X					0445850004
				X					0445850005
					X				0445850006
						X	X		0445850007


	Inlet Wire Guide	Middle Wire Guide	Outlet Wire Guide
Wire dia. 0.9 - 1.6	0445822001 (2 mm)	0446080882	0445830881

Wears part for cored wires - different wire guides dependent on wire diameter

Wire Diameter mm	0.9/1.0	1.2	1.4	1.6	1.8	2.0	2.4	Feed Roller
 V-K-knurlled	X	X						0445850030
		X						0445850031
		X	X					0445850032
				X				0445850033
					X			0445850034
						X		0445850035
							X	0445850036

	Inlet Wire Guide	Middle Wire Guide	Outlet Wire Guide
Wire dia. 0.9 - 1.6	0445822001 (2 mm)	0446080882	0445830881
Wire dia. 1.8 - 2.4	0445822002 (3 mm)	0446080883	0445830882

Wears part for aluminium

Wire Diameter mm	0.6	0.8	0.9/1.0	1.2	1.4	1.6	1.8	Feed Roller
 U-groove		X						0445850050
			X					0445850051
			X			X		0445850052

	Inlet Wire Guide	Middle Wire Guide	Outlet Wire Guide
Wire dia. 0.9 - 1.6	0445822001 (2 mm)	0446080881	0445830885

Popular Package

EDGE CXII, DGC, water cooled, 5m interconn, no remote torch

Product no	Product Name
0448500881	Warrior Edge 500 CX II, CE, Air
0446600881	RobustFeed Edge CX (Incl. DGC)
0465427880	Cool 2
0446310891	Edge Interc. 70mm ² , Water, 5m
0446081880	Robust Feed Wheel kit
0349313450	TROLLEY Warrior/Aristo 3 in 1
0465508880	Guide pin extension kit
0700026051	EXEOR MIG 4.0W2 4 m



MULTI-PROCESS Warrior EDGE 500 CXI

Part Number	0448500880
-------------	------------



STEP 1

Powersource Selection

Technical Information	
Input Voltage	380 -460 V ±10%, 3ph, 50/60 Hz
Setting Range MIG (GMAW/FCAW)	8 A / 8.0 V -500 A / 44 V
Setting Range MMA(SMAW)	8 A / 20.3 V -500 A / 40 V
Setting Range TIG (GTAW)	4 A / 10.2 V -500 A / 30 V
Open circuit Voltage	54.8 V
Efficiency @ Max Current Mig	88%
Power factor @ Max Current Mig	0.93
Efficiency @ Max Current MMA	89%
Power factor @ Max Current MMA	0.91
Welding Output MIG	500 A / 39.0 V at 60% duty cycle 400 A / 34.0 V at 100% duty cycle
Welding Output TIG	500 A / 30.0 V at 60% duty cycle 400 A / 26.0 V at 100% duty cycle
Welding Output MMA	500 A / 40.0 V at 60% duty cycle 400 A / 36.0 V at 100% duty cycle
Fuse type C MCB	32A
Idle Power	43 W
Operating Temperature	-20 to +55°C
Protection Class	IP23
Application Class	S
Insulation Class	H
Dimensions L x W x H	700 x 325 x 680 mm
Weight	85 kg
Certification	CE, Ecodesign

MIG ADVANCED PULSE MULTI-PROCESS

CXI FEATURE CHART

Product family	Product name	Syn Cs	Syn SS	Syn Al	PULSE	SPEED	CRAFT	THIN	ROOT
Power source	Warrior EDGE CXI (CE)	X	X	X	X				

STEP 2

Cooling Unit Selection

Optional. If you include, select opportune water cooled components.

Product Family	Product Name	Ordering part number	Cooling Power	Max Water Flow	Coolant Quantity	Max Pressure Lift for Torch Qmax	Weight
Cooling unit	Cool 2	0465427880	1 kW	1,8 l/Min	4,5l	4,6 bar	15 kg

STEP 3

Wire Feeder Selection

Technical information feeding unit

Product Family	Product Name	Ordering Part Number	True Flow Digital Gas Control	Weight
RobustFeed	RobustFeed EDGE BX	0446600880	No	16.8 Kg
	RobustFeed EDGE CX	0446600881	Yes	17.5 Kg

Product Family	Product Name	Standard features available on CX and BX feeding unit	
RobustFeed	RobustFeed EDGE BX RobustFeed EDGE CX	Precidrive motor w/38 mm diam rollers	IP 54 protection class
		Water cooling	Max spool 20 kg/300 mm
		Flowmeter and heater	Max feeding speed 0.8 - 25.0 mm/min

External panel information

Product Family	Product Name	Standard features available on CX and BX feeding unit panels			
RobustFeed	RobustFeed EDGE BX RobustFeed EDGE CX	Process selection: CV, synergic, pulsed, MMA, gouging.	2-4 strokes	Estimated amperage	Operator management
			Wire inching	Volt and WFS adjustment	Dynamic CV
		Jobs selection	Gas purge	Arc length	Dynamic pulse

Internal panel information

Product Family	Product Name	Standard features available on CX and BX feeding unit panels			
Robust Feed	RobustFeed EDGE BX RobustFeed EDGE CX	Base metal, V, WFS, wire diam. gas type, gas flow	CV, synergic CS/SS, pulsed CS/SS, MMA, gouging	Torch remote configuration	True arc compensate
		Welding parameter/limit setting	Creep start	Burnback/SCT	Error log
		Job parameter and limit setting	Adjustable hot start and crater fill	Gas pre and post flow setting	Operator management setting

STEP 4

Connection Cable Selection

Product Family	Product Name	2m	5m	10m	15m	20m	25m	35m
Connection cable	70 mm ² gas cooled	0446310880	0446310881	0446310882	0446310883	0446310884	0446310885	0446310886
Connection cable	70 mm ² water cooled	0446310890	0446310891	0446310892	0446310893	0446310894	0446310895	0446310896
Connection cable	95 mm ² gas cooled	0446310980	0446310981	0446310982	0446310983	0446310984	0446310985	0446310986
Connection cable	95 mm ² water cooled	0446310990	0446310991	0446310992	0446310993	0446310994	0446310995	0446310996

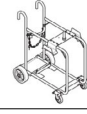

STEP 5

Torches Selection

Product Family	Cooling		Functionality			Length			Product Name
	Gas	Water	No remote	Up & Down	Display	3m	4m	5m	
Mig torches	x		x			0700026056	0700026057	0700026058	Exeor Mig 4.0G2
Mig torches	x			x		0700025727	0700025728	0700025729	Exeor Mig 4.0G2CX
Mig torches	x				x	0700025758	0700025759	0700025760	Exeor Mig 4.0G2DX
Mig torches		x	x			0700026050	0700026051	0700026052	Exeor Mig 4.0W2
Mig torches		x		x		0700025730	0700025731	0700025732	Exeor Mig 4.0W2CX
Mig torches		x			x	0700025733	0700025734	0700025735	Exeor Mig 4.0W2DX


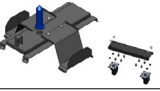




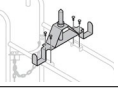

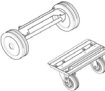
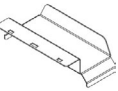
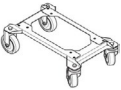

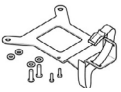


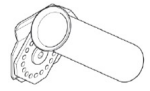

STEP 6

Trolley

Product Name	Part No.	Counterbalance	Gas bottle	
Trolley 4 wheels	0349313450	Possible	yes	
Powersource wheel kit(1), Feeder bracket and stabilizer(2)	0465416880 (1) 0447518880 (2)	No	No	

STEP 7

Accessories Information


Product Name	Part No.		Product Name	Part No.	
NFC Administrator cards kit	0447776880		Feeder mounting kit, powersource assembly including cable holders and stabilizer kit	0447518880	
NFC User cards kit	0447776881		Stabilizer kit for counterbalance	0460946880	
Trolley for > 300 mm spool	0349313700		Quick connector marathon pack	F102440880	
Guide pin extension kit (necessary if feeder wheel kit is selected)	0465508880		Interconnection strain relief kit (for update of cables without strain relief)	0446050880	
Wheel kit powersource	0465416880		Cable mounting bracket	0446877880	
Wheel kit RobustFeed	0446081880		Coolant 10 l	0465720002	
Torch strain relief RobustFeed	0446082880		Boom adaptor (lifting device)	0446956880	
Counterbalance Arm RobustFeed	0448181880		RobustFeed torch holder	0446958880	
Counterbalance extension kit for use with 6m and 7,5m torches	0448116880				




STEP 8

Wear Part List


Product Family	Product Name
Wear part RobustFeed	n.a.




Wears part for carbon steel, stainless and cored wires

Wire Diameter mm	0.6	0.8	0.9/1.0	1.2	1.4	1.6	1.8	2	Feed Roller
V-groove 	X	X							0445850001
		X	X						0445850002
			X						0445850003
			X	X					0445850004
				X					0445850005
					X				0445850006
						X	X		0445850007


	Inlet Wire Guide 	Middle Wire Guide 	Outlet Wire Guide 
Wire dia. 0.9 - 1.6	0445822001 (2 mm)	0446080882	0445830881




Wears part for cored wires - different wire guides dependent on wire diameter

Wire Diameter mm	0.9/1.0	1.2	1.4	1.6	1.8	2.0	2.4	Feed Roller
V-K-knurlled 	X	X						0445850030
		X						0445850031
		X	X					0445850032
				X				0445850033
					X			0445850034
						X		0445850035
							X	0445850036

	Inlet Wire Guide 	Middle Wire Guide 	Outlet Wire Guide 
Wire dia. 0.9 - 1.6	0445822001 (2 mm)	0446080882	0445830881
Wire dia. 1.8 - 2.4	0445822002 (3 mm)	0446080883	0445830882

Wears part for aluminium

Wire Diameter mm	0.6	0.8	0.9/1.0	1.2	1.4	1.6	1.8	Feed Roller
U-groove 		X						0445850050
			X					0445850051
			X			X		0445850052

	Inlet Wire Guide 	Middle Wire Guide 	Outlet Wire Guide 
Wire dia. 0.9 - 1.6	0445822001 (2 mm)	0446080881	0445830885

Popular Package

EDGE CXI, with DGC, water cooled, 5m interconn, Up/Down torch

Product no	Product Name
0448500880	Warrior Edge 500 CXI, CE, Air
0446600881	RobustFeed Edge CX (with DGC)
0465427880	Cool 2
0446310891	Edge Interc. 70mm ² , Water, 5m
0446081880	Robust Feed Wheel kit
0349313450	TROLLEY Warrior/Aristo 3 in 1
0465508880	Guide pin extension kit
0700025731	EXEOR MIG 4.0W2 CX, 4 m



MULTI-PROCESS Aristo MIG 5000iw WeldCloud

Part Number	0445400881
-------------	------------



STEP 1

Powersource Selection

Technical Information	
Input voltage	400V +/- 10%, 3 - 50-60Hz
Setting range MIG/MAG (GMAW)	8 - 60V / 16 - 500 A
Permissible load MIG/MAG (GMAW)	500 A / 39,0 V @ 60% 400A / 34,0 V @ 100%
Permissible load TIG (GTAW)	500 A / 30,0 V @ 60% 400A / 26,0 V @ 100%
Power factor @ Max Current TIG / MIG	0.90
Efficiency @ Max Current MIG	86%
Efficiency @ Max Current TIG	82%
No-load power when in energy saving mode, 6,5 min after welding	
TIG/MIG (GTAW/GMAW)	45W
Open circuit voltage U ₀ max	
MIG MAG (GMAW) without VRD function ¹	72 - 88V
MIG MAG (GMAW), VRD function deactivated ²	59 V
VRD function activated ²	< 35V
Fuse type C MCB	32A
Operating temperature	-10° to 40° C
Enclosure class	IP23
Insulation class transformer	H
Application class	S
Dimension L x W x H	625 x 394 x 776 mm
Weight	99 Kg
Approvals	CE, Eco Design

- 1) Valid for power sources without VRD specification on the rating plate.
- 2) Valid for power sources with VRD specification on the rating plate. The VRD function is explained in the instruction manual for the control panel.

MIG PULSE MULTI-PROCESS

Panel Information

Product family	Product name	Live-Ittg	Spot-welding time	Limit setting	Code lock	Customizable synergic lines	Super-Pulse	Quality productivity data reports
Pulsed panels	Pulse							
Pulsed panels	U6	x	x	x	x			
Pulsed control pendant	Aristo U82 Plus	x	x	x	x	x	x	x

STEP 2

Cooling Unit Selection

Embedded, no need for additional order

Product Family	Product Name	Cooling Power	Max Water Flow
Cooling unit	N/A	2.0 kW	2.0 l/min

Standard Features

Available on all panels

Mig pulse
Mig synergic
Qset
Memory positions
2 strokes/4 strokes
Pre-post gas flow setting
Burn back /SCT
Hot start

STEP 3

Wire Feeder Selection

All wire feeders are suitable for water cooling

Product Family	Product Name	Part No.	Flowmeter/heater	Remotes MTA1 CAN, AT1 CAN and other	ELP function for legacy equipment	Push-pull & Mechanised Mig	U82 Control pendant included
RobustFeed	RobustFeed Pulse	0445800894		x			
		0445800891	x	x			
RobustFeed	RobustFeed U6	0445800892	x	x	x	x	
		0445800897		x			
		0445800887	x	x			
		0445800888	x	x	x	x	
RobustFeed	RobustFeed U82 Plus	0445800899		x	x		x
		0445800898	x	x	x		x
		0445800900	x	x	x	x	x
		0445800901		x	x		

STEP 4

Connection Cable Selection

NB: 95mm² cables require use of cable strain relief 0446050881

Product Family	Product Name	1.7 m	5 m	10 m	15 m	25 m	35 m
Connection cable	70 mm ² water cooled	0446255890	0446255891	0446255892	0446255893	0446255894	0446255895
Connection cable	95 mm ² water cooled	0459528990	0459528991	0459528992	0459528993	0459528994	

STEP 5


Torches Selection

Product Family	Product Name	3 m	4 m	5 m
Mig torches	EXEOR PSF 415 Air cooled	0700026406	0700026407	0700026408
Mig torches	EXEOR PSF 515 Air cooled	0700026411	0700026412	0700026413
Mig torches	EXEOR PSF 420W Water cooled	0700026415	0700026416	0700026417
Mig torches	EXEOR PSF 430W Water cooled	0700026420	0700026421	0700026422
Mig torches	EXEOR PSF 520W Water cooled	0700026425	0700026426	0700026427

Note: 430W and 520W models have dual-circuit cooling


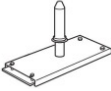


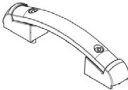



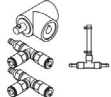

STEP 6

Trolley

Product Name	Part No.	
Trolley For Aristo 5000/U5000	0458530880	

STEP 7

Accessories Information

Product Name	Part No.	
Trolley 2 (for feeder with counterbalance device and/or 2 gas bottles)	0458 603 880	
Guide pin	0458 731 880	
Insulating bushing for guide pin, included in trolley	0278 300 401	
Autotransformer TUA2	0459 145 880	
Handle (1 piece) with mounting screws	0459 307 881	
Remote control adapter RA12 12 pole for analogue remote controls to CAN based equipment.	0459 491 910	
Return cable 5 m, 95 mm ²	0700 006 897	
Water return flow guard Mech 7 m	0461 203 880	
Connection set for connection of two wire feed units	0459 546 880	
Coolant 10 l	0465720002	
Aristo® U82 Plus, complete including holder	0460820881	


Product Name	Part No.	
Remote digital control - Connect to powersource 12pole outlet in Aristo 5000WC/ U5000WC or any version Robustfeed U82, U6, Pulse.		
Remote control MTA1 CAN MIG/MAG: wire feed speed and voltage TIG: current, pulse and background current	0459491880	
Remote control unit M1 10Prog CAN choice of one of 10 programs MIG/MAG: voltage deviation TIG: current deviation	0459491882	
Remote control unit AT1 CAN TIG: Setting current	0459491883	
Remote control unit AT1 CF CAN TIG: Rough setting of current/Fine setting of current	0459491884	
Remote cable CAN 4 pole – 12 pole 5 m 10m 15m 20m 0,25m	0459554880 0459554881 0459554882 0459554883 0459554884	
Remote cable CAN 4 pole – 12 pole 16 ft 5in. (5.0 m) HD	0459554980	




STEP 8

Wear Part List


Product Family	Product Name
Wear part RobustFeed	n.a.







Wears part for carbon steel, stainless and cored wires

Wire Diameter mm	0.6	0.8	0.9/1.0	1.2	1.4	1.6	1.8	2	Feed Roller
V-groove 	X	X							0445850001
		X	X						0445850002
			X						0445850003
			X	X					0445850004
				X					0445850005
					X	X			0445850006
								X	0445850007


	Inlet Wire Guide	Middle Wire Guide	Outlet Wire Guide
Wire dia 0.9 - 1.6	 0445822001 (2 mm)	 0446080882	 0445830881




Wears part for cored wires - different wire guides dependent on wire diameter

Wire Diameter mm	0.9/1.0	1.2	1.4	1.6	1.8	2.0	2.4	Feed Roller
V-K-knurled 	X	X						0445850030
		X						0445850031
		X	X					0445850032
				X				0445850033
					X			0445850034
						X		0445850035
							X	0445850036

	Inlet Wire Guide	Middle Wire Guide	Outlet Wire Guide
Wire dia. 0.9 - 1.6	 0445822001 (2 mm)	 0446080882	 0445830881
Wire dia. 1.8 - 2.4	 0445822002 (3 mm)	 0446080883	 0445830882

Wears part for aluminium

Wire Diameter mm	0.6	0.8	0.9/1.0	1.2	1.4	1.6	1.8	Feed Roller
U-groove 		X						0445850050
			X					0445850051
			X			X		0445850052

	Inlet Wire Guide	Middle Wire Guide	Outlet Wire Guide
Wire dia. 0.9 - 1.6	 0445822001 (2 mm)	 0446080881	 0445830885

MULTI-PROCESS Aristo MIG U5000iw WeldCloud

Part Number	0445400883
-------------	------------



STEP 1

Powersource Selection

Technical Information	
Input voltage	400V +/- 10%, 3 - 50-60Hz
Setting range MIG/MAG (GMAW)	8 - 60V / 16 - 500 A
Setting range TIG (GTAW)	4 - 500 A
Permissible load MIG/MAG (GMAW)	500 A / 39,0 V @ 60% 400A / 34,0 V @ 100%
Permissible load TIG (GTAW)	500 A / 30,0 V @ 60% 400A / 26,0 V @ 100%
Power factor @ Max Current TIG / MIG	0.90
Efficiency @ Max Current MIG	86%
Efficiency @ Max Current TIG	82%
No-load power when in energy saving mode, 6,5 min after welding	
TIG/MIG (GTAW/GMAW)	45W
Open circuit voltage U ₀ max	
MIG MAG (GMAW) without VRD function ¹	72 - 88V
U ₀ "LiveTIG (GTAW)", VRD function deactivated ²	79 V
MIG MAG (GMAW), VRD function deactivated ²	59 V
VRD function activated ²	< 35V
Fuse type C MCB	32A
Operating temperature	-10° to 40° C
Enclosure class	IP23
Insulation class transformer	H
Application class	S
Dimension L x W x H	625 x 394 x 776 mm
Weight	102Kg
Approvals	CE, Eco Design

1) Valid for power sources without VRD specification on the rating plate.
2) Valid for power sources with VRD specification on the rating plate. The VRD function is explained in the instruction manual for the control panel.

Panel Information

Product Family	Product Name	Tig HF	Live Tig	Spot welding time	Limit setting	Code lock	Customizable synergic lines	SuperPulse	Quality/productivity data reports
Pulsed panels	Pulse								
Pulsed panels	U6	x	x	x	x	x			
Pulsed control pendant	Aristo U82 Plus	x	x	x	x	x	x	x	x

STEP 2

Cooling Unit Selection

Embedded, no need for additional order

Product Family	Product Name	Cooling Power	Max Water Flow
Cooling unit	N/A	2.0 kW	2.0 l/min

STEP 3

Wire Feeder Selection

All wire feeders are suitable for water cooling

Product Family	Product Name	Part No.	Flowmeter/heater	Remote MHA1 CAN, AT CAN and other	ELP function for legacy equipment	Push-pull 5Mechanised Mig	U82 Control pendant included
RobustFeed	RobustFeed Pulse	0445800894		x			
		0445800891	x	x			
		0445800892	x	x	x	x	
RobustFeed	RobustFeed U6	0445800897		x			
		0445800887	x	x			
		0445800888	x	x	x	x	
RobustFeed	RobustFeed U82 Plus	0445800899		x	x		x
		0445800898	x	x	x		x
		0445800900	x	x	x	x	x
		0445800901		x	x		

STEP 4

Connection Cable Selection

NB: 95mm² cables require use of cable strain relief 0446050881

Product Family	Product Name	1.7 m	5 m	10 m	15 m	25 m	35 m
Connection cable	70 mm ² water cooled	0446255890	0446255891	0446255892	0446255893	0446255894	0446255895
Connection cable	95 mm ² water cooled	0459528990	0459528991	0459528992	0459528993	0459528994	

STEP 5


Torches Selection

Product Family	Product Name	3 m	4 m	5 m
Mig torches	EXEOR PSF 415 Air cooled	0700026406	0700026407	0700026408
Mig torches	EXEOR PSF 515 Air cooled	0700026411	0700026412	0700026413
Mig torches	EXEOR PSF 420W Water cooled	0700026415	0700026416	0700026417
Mig torches	EXEOR PSF 430W Water cooled	0700026420	0700026421	0700026422
Mig torches	EXEOR PSF 520W Water cooled	0700026425	0700026426	0700026427

Note: 430W and 520W models have dual-circuit cooling


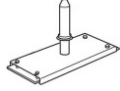


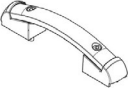


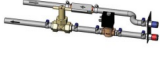
STEP 6

Trolley

Product Name	Part No.	
Trolley For Aristo 5000/U5000	0458530880	

STEP 7

Accessories Information

Product Name	Part No.	
Trolley 2 (for feeder with counterbalance device and/or 2 gas bottles)	0458 603 880	
Guide pin	0458 731 880	
Insulating bushing for guide pin, included in trolley	0278 300 401	
Autotransformer TUA2	0459 145 880	
Handle (1 piece) with mounting screws	0459 307 881	
Remote control adapter RA12 12 pole for analogue remote controls to CAN based equipment.	0459 491 910	
0 Remote control unit MTA1 CAN MIG/MAG: wire feed speed and voltage TIG: current, pulse and background current	0459 491 880	
Return cable 5 m, 95 mm ²	0700 006 897	
Water return flow guard Mech 7 m	0461 203 880	
Connection set for connection of two wire feed units	0459 546 880	
Coolant 10 l	0465720002	
Aristo® U82 Plus, complete including holder	0460820881	


Product Name	Part No.	
Remote digital control - Connect to powersource 12pole outlet in Aristo 5000WC/ U5000WC or any version Robustfeed U82, U6, Pulse.		
Remote control MTA1 CAN MIG/MAG: wire feed speed and voltage TIG: current, pulse and background current	0459491880	
Remote control unit M1 10Prog CAN choice of one of 10 programs MIG/MAG: voltage deviation TIG: current deviation	0459491882	
Remote control unit AT1 CAN TIG: Setting current	0459491883	
Remote control unit AT1 CF CAN TIG: Rough setting of current/Fine setting of current	0459491884	
Remote cable CAN 4 pole – 12 pole 5 m 10m 15m 20m 0,25m	0459554880 0459554881 0459554882 0459554883 0459554884	
Remote cable CAN 4 pole – 12 pole 16 ft 5in. (5.0 m) HD	0459554980	




STEP 8

Wear Part List


Product Family	Product Name
Wear part RobustFeed	n.a.




Wears part for carbon steel, stainless and cored wires

Wire Diameter mm	0.6	0.8	0.9/1.0	1.2	1.4	1.6	1.8	2	Feed Roller
V-groove 	X	X							0445850001
		X	X						0445850002
			X						0445850003
			X	X					0445850004
				X					0445850005
					X	X			0445850006
								X	0445850007


	Inlet Wire Guide 	Middle Wire Guide 	Outlet Wire Guide 
Wire dia 0.9 - 1.6	0445822001 (2 mm)	0446080882	0445830881




Wears part for cored wires - different wire guides dependent on wire diameter

Wire Diameter mm	0.9/1.0	1.2	1.4	1.6	1.8	2.0	2.4	Feed Roller
V-K-knurled 	X	X						0445850030
		X						0445850031
		X	X					0445850032
				X				0445850033
					X			0445850034
						X		0445850035
							X	0445850036

	Inlet Wire Guide 	Middle Wire Guide 	Outlet Wire Guide 
Wire dia. 0.9 - 1.6	0445822001 (2 mm)	0446080882	0445830881
Wire dia. 1.8 - 2.4	0445822002 (3 mm)	0446080883	0445830882

Wears part for aluminium

Wire Diameter mm	0.6	0.8	0.9/1.0	1.2	1.4	1.6	1.8	Feed Roller
U-groove 		X						0445850050
			X					0445850051
			X			X		0445850052

	Inlet Wire Guide 	Middle Wire Guide 	Outlet Wire Guide 
Wire dia. 0.9 - 1.6	0445822001 (2 mm)	0446080881	0445830885



PULSE MULTI-PROCESS Aristo 500ix

Part Number	0446200880
-------------	------------



Reliable Pulse Package



STEP 1

Powersource Selection

Technical Information	
Input voltage	380-460V +/- 10%, 3 - 50-60 Hz
Setting range MIG/MAG (GMAW)	16A / 14,8 V - 500A / 39 V
Setting range MMA (SMAW)	16A / 20,6 V - 500A / 40 V
Setting range TIG (GTAW)	5A / 10,2 V - 500A / 30 V
Open circuit Voltage	58 V
Efficiency @ Max Current	88%
Power factor @max current	0.91
Permissible load MIG/MAG (GMAW)	500 A / 39,0 V @ 60% 400 A / 34,0 V @ 100%
Permissible load MMA (SMAW)	500 A / 30,0 V @ 60% 400 A / 36,0 V @ 100%
Permissible load TIG (GTAW)	500 A / 40,0 V @ 60% 400A / 26,0 V @ 100%
Idle power	24 W @ 380 25 W @ 400 27 W @ 460
Fuse type C MCB	32 A
Operating temperature	-20° to 40° C
Enclosure class	IP23
Insulation class	H
Application class	S
Dimension L x W x H	712 x 325 x 470 mm
Weight	58,5 Kg
Approvals	CE, Eco Design

STEP 2

Cooling Unit Selection

Optional. If you include, select the appropriate water cooled components

Product Family	Product Name	Ordering Part Number	Cooling power	Max water flow	Max pressure lift for torch Qmax	Weight
Cooling unit	Cool 2	0465427880	1 kW	1.8 l/min	4.6 bar	15 kg

Panel Information

Product Family	Product Name	Gauging	Live tie rig	Spot welding time	Limit setting	Code lock	Custom sym. lines	SuperPulse	Welding data reports
Pulsed panels	Pulse								
Pulsed panels	U6	x	x	x	x	x			
Pulsed control pendant	Aristo U82 Plus	x	x	x	x	x	x	x	x

Standard Features

Available on all panels

Mig pulse
Mig synergic
Qset
MMA welding
Memory positions
2 strokes/4 strokes
Pre-post gas flow setting
Burn back /SCT
Hot start

STEP 3

Wire Feeder Selection

All wire feeders are suitable for water cooling

Product Family	Product Name	Part No.	Flowmeter/therm/MMA outlet	Remote M1	Removes MTA1 CANV AT1 CAN and other	ELP function for legacy equipment	Push-pull & Mechanised Mig	U82 Control pendant included
RobustFeed	RobustFeed Pulse	0445800894			x			
		0445800891	x		x			
		0445800892	x	x	x	x	x	
RobustFeed	RobustFeed U6	0445800897			x			
		0445800887	x		x			
		0445800888	x	x	x	x	x	
RobustFeed	RobustFeed U82 Plus	0445800899			x	x		x
		0445800898	x		x	x		x
		0445800900	x	x	x	x	x	x
		0445800901			x	x		

STEP 4

Connection Cable Selection

Product Family	Product Name	1,7m	5m	10m	15m	20m	25m	35m
Connection cable	70 mm2 gas cooled	0446255880	0446255881	0446255882	0446255883	0446255884	0446255885	0446255886
Connection cable	70 mm2 water cooled	0446255890	0446255891	0446255892	0446255893	0446255894	0446255895	0446255896

STEP 5

Torches Selection

Product Family	Product Name	3 m	4 m	5 m
Mig torches	EXEOR PSF 415 Air cooled	0700026406	0700026407	0700026408
Mig torches	EXEOR PSF 515 Air cooled	0700026411	0700026412	0700026413
Mig torches	EXEOR PSF 420W Water cooled	0700026415	0700026416	0700026417
Mig torches	EXEOR PSF 430W Water cooled	0700026420	0700026421	0700026422
Mig torches	EXEOR PSF 520W Water cooled	0700026425	0700026426	0700026427

Note: 430W and 520W models have dual-circuit cooling

STEP 6

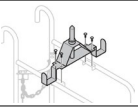

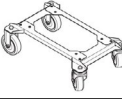
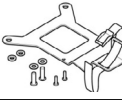
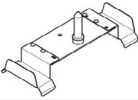



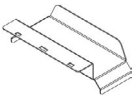


Trolley


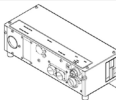
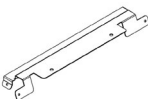


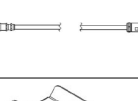
Product Name	Part No.
Trolley For Aristo 500ix/Warrior	0349313450




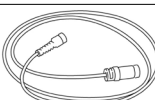




STEP 7

Accessories Information

Product name	Part No.	
Guide pin extension kit (necessary if feeder wheel kit is selected)	0465508880	
Wheel kit powersource	0465416880	
Wheel kit RobustFeed	0446081880	
Torch strain relief RobustFeed	0446082880	
Trolley retrofit kit for RobustFeed To fit RobustFeed on existing Warrior Trolley 0365510880	0349313100	
Quick connector marathon pack	F102440880	
Counterbalance Arm RobustFeed	0448181880	
Interconnection strain relief kit (for update of cables without strain relief)	0446050881	
Cable mounting bracket	0446877880	
Coolant 10 l	0465720002	
Aristo® U82 Plus, complete including holder	0460820881	

Product name	Part No.	
Aristo® 500ix Weldcloud solution - Follow installation manual pn 0446 944 001		
Wed cloud mobile Communication and power cables included	0465550800	
Aristo® W82 data Only for Wed cloud. Not for robotic application.	0460891886	
W82 mounting bracket	0446712880	
Adaptor 10/12p for W82	0446089880	
Control cable W2, 12/10p	0462000880	
Mounting brackets 2 Pcs needed, one per side.	0446877880	

Product name	Part No.	
Remote digital control unit -For Robustfeed U82, U6 and Pulse - Any version		
Remote control MTA1 CAN MIG/MAG: wire feed speed and voltage MMA: current and arc force TIG: current, pulse and background current	0459491880	
Remote control unit M1 10 Prog CAN choice of one of 10 programs MIG/MAG: voltage deviation TIG and MMA current deviation	0459491882	
Remote cable CAN 4 pole – 12 pole 5 m 10m 15m 20m 0,25m	0459554880 0459554881 0459554882 0459554883 0459554884	
Remote cable CAN 4 pole – 12 pole 16 ft 5in. (5.0 m) HD	0459554980	

Remote analogue control unit - For Robustfeed Pulse, U6, U82 - Only Push pull version		
Remote control unit M1	0459491895	
Remote cable 8 pole –23 pole, 5 m	0459553880	


Remote analogue control unit - To connect to 12p outlet via RA23 D/O unit		
Remote control unit AT1 MMA and TIG current	0459 491 896	
Remote control unit AT1 CF MMA and TIG: course and fine setting of current	0459 491 897	
Remote cable 8 pole –23 pole, 5 m	0459553880	
Remote control adapter RA 23	0459 491 911	
Conn. cable Powersource-RA23 12/8p 5 m (16 ft 4.85 in.) 10 m (32 ft 9.7 in.) 15 m (49 ft 2.55 in.) 25 m (82 ft 0.25 in.)	0459 552 880 0459 552 881 0459 552 882 0459 552 883	




STEP 8

Wear Part List


Product Family	Product Name
Wear part RobustFeed	n.a.




Wears part for carbon steel, stainless and cored wires

Wire Diameter mm	0.6	0.8	0.9/1.0	1.2	1.4	1.6	1.8	2	Feed Roller
V-groove 	X	X							0445850001
		X	X						0445850002
			X						0445850003
			X	X					0445850004
				X					0445850005
					X	X			0445850006
								X	0445850007


	Inlet Wire Guide 	Middle Wire Guide 	Outlet Wire Guide 
Wire dia. 0.9 - 1.6	0445822001 (2 mm)	0446080882	0445830881




Wears part for cored wires - different wire guides dependent on wire diameter

Wire Diameter mm	0.9/1.0	1.2	1.4	1.6	1.8	2.0	2.4	Feed Roller
V-K-knurled 	X	X						0445850030
		X						0445850031
		X	X					0445850032
				X				0445850033
					X			0445850034
						X		0445850035
							X	0445850036

	Inlet Wire Guide 	Middle Wire Guide 	Outlet Wire Guide 
Wire dia. 0.9 - 1.6	0445822001 (2 mm)	0446080882	0445830881
Wire dia. 1.8 - 2.4	0445822002 (3 mm)	0446080883	0445830882

Wears part for aluminium

Wire Diameter mm	0.6	0.8	0.9/1.0	1.2	1.4	1.6	1.8	Feed Roller
U-groove 		X						0445850050
			X					0445850051
			X			X		0445850052

	Inlet Wire Guide 	Middle Wire Guide 	Outlet Wire Guide 
Wire dia. 0.9 - 1.6	0445822001 (2 mm)	0446080881	0445830885

Popular Package

Aristo 500ix, Robust feed U6, watercooled, 10m interconn

Product no	Product Name
0446200880	Aristo 500ix CE, (380-460V)
0445800887	Robust Feed U6 OW
0446081880	Robust Feed Wheel kit
0446255892	Intercon. RF CAN W 70mm2 10m
0465427880	Cool 2
0349313450	TROLLEY Warrior/Aristo 3 in 1
0465508880	Guide pin extension kit
0700026416	EXEOR PSF 420w, water cooled, 4m



MULTI-PROCESS Warrior 750i

Part Number	044555880
-------------	-----------



STEP 1

Powersource Selection

Technical Information	
Input voltage	380 - 460V, +/- 3 - 50/60Hz
Setting range MIG (GMAW/FCAW)	16A / 15V - 820A / 44V
Setting range MMA (SMAW)	15A / 15V - 820A / 44V
Setting range TIG (GTAW)	10A / 10V - 820A / 34V
Gouging (CAC - A)	100A / 18V - 850A / 44V
Open circuit voltage	63/89 V peak DC (no VRD) 25/33 V peak DC (with VRD)
Efficiency @ max current	91%
Power factor @ max current	0.91
Permissible load MIG/MMA (GMAW/SMAW)	820A / 44V @60% duty cycle 750A / 44V @ 100% duty cycle
Permissible load TIG (GTAW)	820A / 34V @60% duty cycle 750A / 34V @ 100% duty cycle
Gouging	850A / 44V @35% duty cycle 820A / 44V @60% duty cycle 750A / 44V @ 100% duty cycle
No load power in energy saving mode	25 W
Operating temperature	-10° to 40° C
Protection class	IP23
Application class	S
Isolation class	H
Dimensions L x W x H	850 x 415 x637 mm
Weight	101 kg

MIG MULTI-PROCESS

STEP 2

Cooling Unit Selection

Optional. If you include, select the appropriate water cooled components

Product Family	Product Name	Ordering Part Number	Cooling Power	Max Water Flow	Coolant Quantity	Max Pressure Lift for Torch Qmax	Power Consumption	Weight
Cooling unit	Cool 2 Stand Alone	0465427881	1 kW	1.8 l/Min	4.5l	4.6 bar	40V/2A, 50-60Hz	15.5 kg

Panel Information

Product Family	Product Name
Multiprocess	Warrior 750 CC/CV

Standard Functions

Available on powersource

MIG CV
MMA
TIG (Live Tig)
GOUGING
AVS FEEDER
MMA Cel/Rut/basic selector
Inductance (MIG)
Arc Force (MMA)

STEP 3

Wire Feeder Selection

All wire feeders are suitable for water cooling

Product Family	Product Name	Ordering Part Number	Flowmeter & Heater
RobustFeed	RobustFeed PRO Water	0445800881	No
	RobustFeed PRO Water Off Shore	0445800883	Yes

STEP 4

Connection Cable Selection

Product Family	Product Name	1,7 m	5 m	10 m	15 m	25 m	35 m
Connection cable	70mm ² Air cooled	0446160880	0446160881	0446160882	0446160883	0446160884	0446160885
Connection cable	70mm ² Water cooled	0446160890	0446160891	0446160892	0446160893	0446160894	0446160895
Connection cable	95mm ² Air cooled	0446160980	0446160981	0446160982	0446160983	0446160984	0446160985
Connection cable	95mm ² Water cooled	0446160990	0446160991	0446160992	0446160993	0446160994	0446160995

STEP 5

Torches Selection

Product Family	Product Name	3 m	4 m	5 m
Mig torches	EXEOR PSF 415 Air cooled	0700026406	0700026407	0700026408
Mig torches	EXEOR PSF 515 Air cooled	0700026411	0700026412	0700026413
Mig torches	EXEOR PSF 420W Water cooled	0700026415	0700026416	0700026417
Mig torches	EXEOR PSF 430W Water cooled	0700026420	0700026421	0700026422
Mig torches	EXEOR PSF 520W Water cooled	0700026425	0700026426	0700026427

Note: 430W and 520W models have dual-circuit cooling


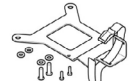
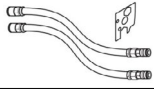
STEP 6

Trolley

Product Name	Part No.	
Trolley 4 wheels air cooled	0446398880	
Trolley 4 wheels water cooled	0446270880	

STEP 7

Accessories Information

Product Name	Part No.	
Gouging cables, 95 mm ²	0413768897 - 5m 0413768898 - 10m 0413768899 - 15 m 0413768880 - 18m 0413768881 - 21m 0413768882 - 24m 0413768883 - 27m 0413768884 - 30m	
K4000 • Heavy-duty general-purpose torch • Accepts 5/32" (4.0 mm) to 1/2" (13 mm) round electrodes and 3/8" (9.5 mm) and 5/8" (16 mm) flat electrodes • Maximum of 1000 A	6108 2008	
Tri ARC • Heavy-duty general-purpose torch • Accepts 5/16" (7.9 mm) to 1" (25 mm) round electrodes • Maximum of 2200 A	6299 1417	
Wheel kit robust feed	0446081880	
Torch strain relief Robust feed	0446082880	
Quick connector Marathon pack	F102440880	
Liquid cooling kit robust feed	0446123880	


Product Name	Part No.	
Interconnection strain relief kit (for update of cables without strain relief)	0446050880	
Lug to OKC Adapter	0446507880	
Coolant 10l	0465720002	
Foot Control FS002	0349030886	
Remote control AT1	0459491896	
Remote control AT Coarse fine	0459491897	
Remote contro M1	0459491895	
Remote Cable AT1/AT1 CF 5m Remote Cable AT1/AT1 CF 10m Remote Cable AT1/AT1 CF 15m Remote Cable AT1/AT1 CF 25m	0459552880 0459552881 0459552882 0459552883	
Remote Cable M1 5m Remote Cable M1 10m Remote Cable M1 25m	0459551880 0459551881 0459551883	

STEP 8

Wear Part List


Product Family	Product Name
Wear part RobustFeed	n.a.

Wears part for carbon steel, stainless and cored wires

Wire Diameter mm	0.6	0.8	0.9/1.0	1.2	1.4	1.6	1.8	2	Feed Roller
V-groove 	X	X							0445850001
		X	X						0445850002
			X						0445850003
				X					0445850004
					X				0445850005
						X	X		0445850006
								X	0445850007


	Inlet Wire Guide	Middle Wire Guide	Outlet Wire Guide
Wire dia 0.9 - 1.6	0445822001 (2 mm)	0446080882	0445830881

Wears part for cored wires - different wire guides dependent on wire diameter

Wire Diameter mm	0.9/1.0	1.2	1.4	1.6	1.8	2.0	2.4	Feed Roller
V-K-knurled 	X	X						0445850030
		X						0445850031
		X	X					0445850032
				X				0445850033
					X			0445850034
						X		0445850035
							X	0445850036

	Inlet Wire Guide	Middle Wire Guide	Outlet Wire Guide
Wire dia. 0.9 - 1.6	0445822001 (2 mm)	0446080882	0445830881
Wire dia. 1.8 - 2.4	0445822002 (3 mm)	0446080883	0445830882

Wears part for aluminium

Wire Diameter mm	0.6	0.8	0.9/1.0	1.2	1.4	1.6	1.8	Feed Roller
U-groove 		X						0445850050
			X					0445850051
				X		X		0445850052

	Inlet Wire Guide	Middle Wire Guide	Outlet Wire Guide
Wire dia. 0.9 - 1.6	0445822001 (2 mm)	0446080881	0445830885



MULTI-PROCESS Warrior 500i + RobustFeed PRO

Part Number	0465350883
-------------	------------



STEP 1

Powersource Selection

Technical Information	
Input voltage	380-415 V, ±10%, 3~ 50/60 Hz 380-415 V, ±10%, 3~ 50/60 Hz
Setting range MIG (GMAW/FCAW)	16 - 500 A
Setting range MMA(SMAW)	16 - 500 A
Setting range TIG (GTAW)	5 - 500 A
Open circuit voltage	56 V peak (no VRD) 28 V peak (w/ VRD)
Efficiency @ max current Mig	90%
Power factor @ max current Mig	0.91
Welding output MIG	500 A/39.0 V @ 60% duty cycle 400 A/34.0 V @ 100% duty cycle
Welding output TIG	500 A/30.0 V @ 60% duty cycle 400 A/26.0 V @ 100% duty cycle
Welding output MMA	500 A/40.0 V @ 60% duty cycle 400 A/36.0 V @ 100% duty cycle
Recommended slow fuse	32 A
Energy saving mode	30 W
Operating temperature	-10° to 40° C
Protection class	IP23
Application class	S
Insulation class	H
Dimensions L x W x H	712 x 325 x 470 mm 712 x 425 x 700 mm w/ cooling unit
Weight	59 kg 74 kg with cooling unit

STEP 2

Cooling Unit Selection

Optional. If you include, select the appropriate water cooled components.

Product Family	Application	Product Name	Ordering Part Number	Cooling Power	Max Water Flow	Coolant Quantity	Max Pressure Lift for Torch Qmax	Power Consumption	Weight
Cooling unit	Single feeder	Cool 2	0465427880	1kW	1,8 l/min	4,5l	4,6 bar	40V AC/2A , 50/60Hz	15,0 kg

Panel Information

Product Family	Product Name
RobustFeed	RobustFeed PRO

STEP 3

Wire Feeder Selection

All wire feeders are suitable for water cooling.

Product Family	Product Name	Ordering Part Number	Flowmeter & Heater
RobustFeed	RobustFeed PRO Water	0445800881	No
	RobustFeed PRO Water Off Shore	0445800883	Yes

Standard Functions

Available on all panels

Water cooled
IP44
Remote outlet (opt).
Precidrive 38 mm rollers
Measured volts
Gas purge
Wire inching
2T/4T
Measured wire feed speed
Creep start
Crater filling
Burnback/SCT

STEP 4

Connection Cable Selection

Product Family	Product Name	1.7 m	5 m	10 m	15 m	25 m	35 m
Connection cable	70mm ² Water cooled	0446160890	0446160891	0446160892	0446160893	0446160894	0446160895
Connection cable	70mm ² Air cooled	0460160880	0460160881	0460160882	0460160883	0460160884	0460160885

STEP 5

Torches Selection

Product Family	Product Name	3 m	4 m	5 m
Mig torches	EXEOR PSF 415 Air cooled	0700026406	0700026407	0700026408
Mig torches	EXEOR PSF 515 Air cooled	0700026411	0700026412	0700026413
Mig torches	EXEOR PSF 420W Water cooled	0700026415	0700026416	0700026417
Mig torches	EXEOR PSF 430W Water cooled	0700026420	0700026421	0700026422
Mig torches	EXEOR PSF 520W Water cooled	0700026425	0700026426	0700026427

STEP 6

Trolley

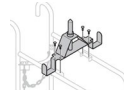

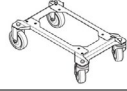
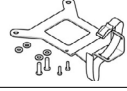
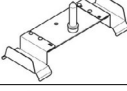


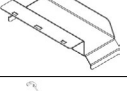


Product Name	Part No.
Trolley For Aristo 500ix/Warrior	0349313450

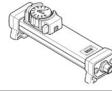



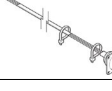


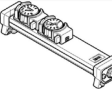

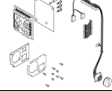
Note: 430W and 520W models have dual-circuit cooling

STEP 7

Accessories Information

Product Name	Part No.	
Guide pin extension kit (necessary if feeder wheel kit is selected)	0465508880	
Wheel kit powersource	0465416880	
Wheel kit RobustFeed	0446081880	
Torch strain relief RobustFeed	0446082880	
Trolley retrofit kit for RobustFeed - To fit RobustFeed on existing Warrior Trolley 04655108	0349313100	
Quick connector marathon pack	F102440880	
Interconnection strain relief kit (for update of cables without strain relief)	0446050880	
Cable mounting bracket	0446877880	
Counterbalance Arm RobustFeed	0448181880	
Coolant 10l	0465720002	

Product Name	Part No.	
Remote control unit and kit connected to power source		
Remote control unit AT1 MMA and TIG current	0459491896	
Remote control unit AT1 CF MMA and TIG: course and fine setting of current	0459491897	
Foot control FS002 MMA and TIG: current	0349090886	
5 m (16 ft.) 10 m (33 ft.) 15 m (49 ft.) 25 m (82 ft.)	0459552880 0459552881 0459552882 0459552883	
Remote outlet kit	0465424880	



Remote control unit and kit connected to RobustFeed PRO		
Remote control unit M1 MIG/MAG: wire feed speed and voltage	0459491895	
Remote cable for M1 23 pole - 8 pole 5 m	0459553880	
Remote outlet kit for M1	0446056880	




STEP 8

Wear Part List



Product Family	Product Name
Wear part RobustFeed	n.a.




Wears part for carbon steel, stainless and cored wires

Wire Diameter mm									
	0.6	0.8	0.9/1.0	1.2	1.4	1.6	1.8	2	Feed Roller
	X	X							0445850001
		X	X						0445850002
			X						0445850003
			X	X					0445850004
				X					0445850005
					X	X			0445850006
								X	0445850007


	Inlet Wire Guide 	Middle Wire Guide 	Outlet Wire Guide 
Wire dia. 0.9 - 1.6	0445822001 (2 mm)	0446080882	0445830881




Wears part for cored wires - different wire guides dependent on wire diameter

Wire Diameter mm								
	0.9/1.0	1.2	1.4	1.6	1.8	2.0	2.4	Feed Roller
	X	X						0445850030
		X						0445850031
		X	X					0445850032
				X				0445850033
					X			0445850034
						X		0445850035
							X	0445850036

	Inlet Wire Guide 	Middle Wire Guide 	Outlet Wire Guide 
Wire dia. 0.9 - 1.6	0445822001 (2 mm)	0446080882	0445830881
Wire dia. 1.8 - 2.4	0445822002 (3 mm)	0446080883	0445830882

Wears part for aluminium

Wire Diameter mm	0.6	0.8	0.9/1.0	1.2	1.4	1.6	1.8	Feed Roller
 U-groove		X						0445850050
			X					0445850051
			X			X		0445850052

	Inlet Wire Guide	Middle Wire Guide	Outlet Wire Guide
Wire dia. 0.9 - 1.6	 0445822001 (2 mm)	 0446080881	 0445830885

Popular Package

Warrior 500, Robust feed PRO Off , Water cooled, 10m Interconn.

Product no	Product Name
0465350883	Warrior 500i CC/CV 380-415V
0445800883	Robust Feed Pro Off Water CPL
0465427880	Cool 2
0349313450	TROLLEY Warrior/Aristo 3 in 1
0446160891	RF Inter. cable SR 70mm2/w,10m
0446081880	Robust Feed Wheel kit
0465508880	Guide pin extension kit
0700026416	EXEOR PSF 420w 4m Euro



MULTI-PROCESS Warrior 500i + Warrior Feed 304w

Part Number	0465350883
-------------	------------



STEP 1

Powersource Selection

Technical Information	
Input voltage	380-415 V, ±10%, 3~ 50/60 Hz 380-415 V, ±10%, 3~ 50/60 Hz
Setting range MIG (GMAW/FCAW)	16 - 500 A
Setting range MMA(SMAW)	16 - 500 A
Setting range TIG (GTAW)	5 - 500 A
Open circuit voltage	56 V peak (no VRD) 28 V peak (w/ VRD)
Efficiency @ max current Mig	90%
Power factor @ max current Mig	0.91
Welding output MIG	500 A/39.0 V @ 60% duty cycle 400 A/34.0 V @ 100% duty cycle
Welding output TIG	500 A/30.0 V @ 60% duty cycle 400 A/26.0 V @ 100% duty cycle
Welding output MMA	500 A/40.0 V @ 60% duty cycle 400 A/36.0 V @ 100% duty cycle
Recommended slow fuse	32 A
Energy saving mode	30 W
Operating temperature	-10° to 40° C
Protection class	IP23
Application class	S
Insulation class	H
Dimensions L x W x H	712 x 325 x 470 mm 712 x 425 x 700 mm w/ cooling unit
Weight	59 kg 74 kg with cooling unit

STEP 2

Cooling unit selection

Optional. If you include, select the appropriate water cooled components

Product Family	Product Name	Ordering Part Number	Cooling Power	Max Water Flow	Coolant Quantity	Max Pressure Lift for Torch Qmax	Weight
Cooling unit	Cool 2	0465427880	1 kW	1.8 l/Min	4.5 l	4.6 bar	15 kg

Panel Information

Product Family	Product Name
Warrior Feed	Warrior Feed 304w

Standard Functions

Available on all panels

Water cooled
IP23
Standard 30 mm rollers
Measured volts
Gas purge
Wire inching
2T/4T
Measured wire feed speed
Creep start
Burnback/SCT

STEP 3

Wire Feeder Selection

All wire feeders are suitable for water cooling

Product Family	Product Name	Ordering Part Number	Flowmeter & Heater
Warrior Feed	Warrior Feed 304w	0465250881	No

STEP 4

Connection Cable Selection

Feeder model	Cooling	Power cable size	1.7 m	5 m	10 m	15 m	25 m	35 m
WarriorFeed 304w	Gas	70mm ²	0459836880	0459836881	0459836882	0459836883	0459836884	0459836885
WarriorFeed 304w	Water	70mm ²	0459836890	0459836891	0459836892	0459836893	0459836894	0459836895

STEP 5

Torches Selection

Product family	Product Name	3 m	4 m	5 m
Mig torches	EXEOR PSF 415 Air cooled	0700026406	0700026407	0700026408
Mig torches	EXEOR PSF 515 Air cooled	0700026411	0700026412	0700026413
Mig torches	EXEOR PSF 420W Water cooled	0700026415	0700026416	0700026417
Mig torches	EXEOR PSF 430W Water cooled	0700026420	0700026421	0700026422
Mig torches	EXEOR PSF 520W Water cooled	0700026425	0700026426	0700026427

Note: 430W and 520W models have dual-circuit cooling

STEP 6

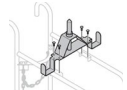


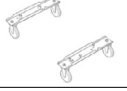
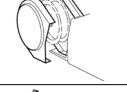
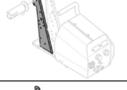
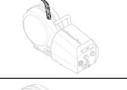




Trolley

Product Name	Part No.
Trolley for Aristo 500ix/Warrior	0349313450



STEP 7

Accessories Information

Product Name	Part No.	
Guide pin extension kit (necessary if feeder wheel kit is selected)	0465508880	
Wheel kit powersource	0465416880	
Wheel kit Warrior feed - Front wheels turn	0458707880	
Wheel kit Warrior feed - All wheels turn	0458707881	
Bobbin cover kit, plastic Ø 300 mm	0458674880	
Adapter for Ø 440 mm bobbin - NOTE: IP23 not valid for wire feeder with Ø 440 mm (17,32 Inch) bobbin	0459233880	
Lifting eye	0458706880	
Warrior feed torch strain relief	0457341881	
Quick connector Marathon pack	F102440880	
Strain relief bracket for conection set	0459234880	
Coolant 10l	0465720002	

Product Name	Part No.	
Remote control unit and kit connected to power source		
Remote control unit AT1 MMA and TIG current	0459491896	
Remote control unit AT1 CF MMA and TIG: course and fine setting of current	0459491897	
Foot control FS002 MMA and TIG: current	0349090886	
5 m (16 ft.) 10 m (33 ft.) 15 m (49 ft.) 25 m (82 ft.)	0459552880 0459552881 0459552882 0459552883	
Remote outlet kit	0465424880	
Remote control unit and kit connected to Warrior Feed		
Remote control unit M1 MIG/MAG: wire feed speed and voltage	0459491895	
Remote cable for M1 23 pole - 8 pole 5 m	0459553880	
Remote outlet kit for M1	0465451880	
Warrior feed Remote Kit Railtrac / Miggytrac	0465451881	


Continued on next page




STEP 8

Wear Part List


Product Family	Product Name
Wear part RobustFeed	n.a.




Wears part for carbon steel, stainless and cored wires

Wire Diameter mm	0.6/0.8	0.8/1.0	0.9/1.0/1.2	1.4/1.6	Roller Marking	Feed/Pressure Roller
V-groove 	X				0.6 S2 & 0.8 S2	0459052001
		X			0.8 S2 & 1.0 S2	0459052002
			X		1.0 S2 & 1.2 S2	0459052003
				X	1.4 S2 & 1.6 S2	0459052013


Inlet Wire Guide Ø 3 mm for 0.6-1.6 mm Fe, Ss, Cored Wire  0455049001	Middle Wire Guide 2 mm for 0.6-1.6 mm  0455072002	Outlet Wire Guide 2 mm for 0.6-1.6 mm  0469837880
---	---	---

Wears part for cored wires - different wire guides dependent on wire diameter

Wire Diameter mm	0.9/1.0/1.2	1.2/1.2	1.2/1.4	1.6	Roller Marking	Feed/Pressure Roller
V-K-knurled 	X				0.6 R2 & 0.8 R2	0458825001
		X			0.8 R2 & 1.0 R2	0458825010
			X		1.0 R2 & 1.2 R2	0458825002
				X	1.4 R2 & 1.6 R2	0458825003

Inlet Wire Guide Ø 3 mm for 0.6-1.6 mm Fe, Ss, Cored Wire  0455049001	Middle Wire Guide 2 mm for 0.6-1.6 mm  0455072002	Outlet Wire Guide 2 mm for 0.6-1.6 mm  0469837880
--	--	--

Wears part for Aluminium wires - different wire guides dependent on wire diameter

Wire Diameter mm	0,8/0,9-1,0	1.0	1.2	1.6	Roller Marking	Feed/Pressure Roller
U-groove 	X				Ø 0.8 & 0.9/1.0	0458824001
		X	X		Ø 1.0 & 1.2	0458824002
			X	X	Ø 1.2 & 1.6	0458824003

Inlet wire guide Ø 2 mm plastic for 0.6 - 1.6 mm  0156602001	Intermediate wire guide plastic Ø 2mm for 0,8-1,6mm wire  0456615001	Outlet wire guide plastic Ø 2mm for 0,8-1,6mm wire  0469837881
--	--	--



MULTI-PROCESS Warrior 400i + RobustFeedPRO

Part Number	0465350884
-------------	------------



STEP 1

Powersource Selection

Technical Information	
Input voltage	380-415 V, ±10%, 3~ 50/60 Hz
Setting range MIG (GMAW/FCAW)	16 - 400 A
Setting range MMA (SMAW)	16 - 400 A
Setting range TIG (GTAW)	5 - 400 A
Open circuit voltage	56 V peak (no VRD) 28 V peak (w/ VRD)
Efficiency @ max current Mig	90%
Power factor @ max current Mig	0.91
Welding output MIG	400 A/34.0V @ 60% duty cycle 300 A/30.0V @ 100% duty cycle
Welding output TIG	400 A/26.0V @ 60% duty cycle 300 A/22.0V @ 100% duty cycle
Welding output MMA	400 A/36.0V @ 60% duty cycle 300 A/32.0V @ 100% duty cycle
Recommended slow fuse	25 A
Energy saving mode	30 W
Operating temperature	-10° to 40° C
Protection class	IP23
Application class	S
Insulation class	H
Dimensions L x W x H	712 x 325 x 470 mm 712 x 425 x 700 mm w/ cooling unit
Weight	59 kg 74 kg with cooling unit

STEP 2

Cooling Unit Selection

Optional. If you include, select the appropriate water cooled components.

Product Family	Application	Product Name	Ordering Part Number	Cooling Power	Max Water Flow	Coolant Quantity	Max Pressure Lift for Torch Qmax	Power Consumption	Weight
Cooling unit	Single feeder	Cool 2	0465427880	1kW	1,8 l/min	4,5l	4,6 bar	40V AC/2A , 50/60Hz	15,0 kg

Panel Information

Product Family	Product Name
RobustFeed	RobustFeed PRO

STEP 3

Wire Feeder Selection

All wire feeders are suitable for water cooling. For dual feeder application include 2 feeders per each power source.

Product Family	Product Name	Ordering Part Number	Flowmeter & Heater
RobustFeed	RobustFeed PRO Water	0445800881	No
	RobustFeed PRO Water Off Shore	0445800883	Yes

Standard Features

Available on all panels

Water cooled
IP44
Remote outlet (opt).
Precidrive 38mm rollers
Measured volts
Gas purge
Wire inching
2T/4T
Measured wire feed speed
Creep start
Crater filling
Burnback/SCT

STEP 4

Connection Cable Selection

Product Family	Product Name	1.7 m	5 m	10 m	15 m	25 m	35 m
Connection cable	70mm ² Water cooled	0446160890	0446160891	0446160892	0446160893	0446160894	0446160895
Connection cable	70mm ² Air cooled	0460160880	0460160881	0460160882	0460160883	0460160884	0460160885

STEP 5

Torches Selection

Product Family	Product Name	3 m	4 m	5 m
Mig torches	EXEOR PSF 415 Air cooled	0700026406	0700026407	0700026408
Mig torches	EXEOR PSF 515 Air cooled	0700026411	0700026412	0700026413
Mig torches	EXEOR PSF 420W Water cooled	0700026415	0700026416	0700026417
Mig torches	EXEOR PSF 430W Water cooled	0700026420	0700026421	0700026422
Mig torches	EXEOR PSF 520W Water cooled	0700026425	0700026426	0700026427

STEP 6

Trolley

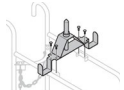

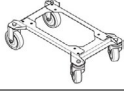

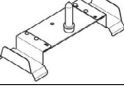


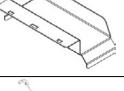


Product Name	Part No.
Trolley For Aristo 500ix/Warrior	0349313450

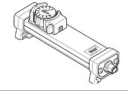


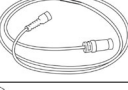
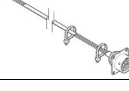


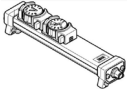

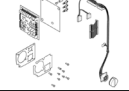
Note: 430W and 520W models have dual-circuit cooling

STEP 7

Accessories Information

Product Name	Part No.	
Guide pin extension kit (necessary if feeder wheel kit is selected)	0465508880	
Wheel kit powersource	0465416880	
Wheel kit RobustFeed	0446081880	
Torch strain relief RobustFeed	0446082880	
Trolley retrofit kit for RobustFeed - To fit RobustFeed on existing Warrior Trolley 04655108	0349313100	
Quick connector marathon pack	F102440880	
Interconnection strain relief kit (for update of cables without strain relief)	0446050880	
Cable mounting bracket	0446877880	
Counterbalance Arm RobustFeed	0448181880	
Coolant 10l	0465720002	

Product Name	Part No.	
Remote control unit and kit connected to power source		
Remote control unit AT1 MMA and TIG current	0459491896	
Remote control unit AT1 CF MMA and TIG: course and fine setting of current	0459491897	
Foot control FS002 MMA and TIG: current	0349090886	
5 m (16 ft.) 10 m (33 ft.) 15 m (49 ft.) 25 m (82 ft.)	0459552880 0459552881 0459552882 0459552883	
Remote outlet kit	0465424880	


Remote control unit and kit connected to RobustFeed PRO		
Remote control unit M1 MIG/MAG: wire feed speed and voltage	0459491895	
Remote cable for M1 23 pole - 8 pole 5 m	0459553880	
Remote outlet kit for M1	0446056880	




STEP 8

Wear Part List


Product Family	Product Name
Wear part RobustFeed	n.a.



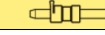
Wears part for carbon steel, stainless and cored wires

Wire Diameter mm	0.6	0.8	0.9/1.0	1.2	1.4	1.6	1.8	2	Feed Roller
	X	X							0445850001
		X	X						0445850002
			X						0445850003
			X	X					0445850004
				X					0445850005
					X	X			0445850006
								X	0445850007



	Inlet Wire Guide 	Middle Wire Guide 	Outlet Wire Guide 
Wire dia. 0.9 - 1.6	0445822001 (2 mm)	0446080882	0445830881







Wears part for cored wires - different wire guides dependent on wire diameter

Wire Diameter mm	0.9/1.0	1.2	1.4	1.6	1.8	2.0	2.4	Feed Roller
	X	X						0445850030
		X						0445850031
		X	X					0445850032
				X				0445850033
					X			0445850034
						X		0445850035
							X	0445850036

	Inlet Wire Guide 	Middle Wire Guide 	Outlet Wire Guide 
Wire dia. 0.9 - 1.6	0445822001 (2 mm)	0446080882	0445830881
Wire dia. 1.8 - 2.4	0445822002 (3 mm)	0446080883	0445830882

Wears part for aluminium

Wire Diameter mm	0.6	0.8	0.9/1.0	1.2	1.4	1.6	1.8	 Feed Roller
U-groove 		X						0445850050
			X					0445850051
			X			X		0445850052

	 Inlet Wire Guide	 Middle Wire Guide	 Outlet Wire Guide
Wire dia. 0.9 - 1.6	 0445822001 (2 mm)	 0446080881	 0445830885

Popular Package

Warrior 400, Robust feed PRO Off , Water cooled, 10m Interconn.

Product no	Product Name
0465350884	Warrior 400i CC/CV 380-415V
0445800883	Robust Feed Pro Off Water CPL
0465427880	Cool 2
0349313450	TROLLEY Warrior/Aristo 3 in 1
0446160891	RF Inter. cable SR 70mm2/w,10m
0446081880	Robust Feed Wheel kit
0465508880	Guide pin extension kit
0700026416	EXEOR PSF 420w 4m Euro



MULTI-PROCESS Warrior 400i + Warrior Feed

Part Number	0465350884
-------------	------------



STEP 1

Powersource Selection

Technical Information	
Input voltage	380-415 V, ±10%, 3~ 50/60 Hz
Setting range MIG (GMAW/FCAW)	16 - 400 A
Setting range MMA (SMAW)	16 - 400 A
Setting range TIG (GTAW)	5 - 400 A
Open circuit voltage	56 V peak (no VRD) 28 V peak (w/ VRD)
Efficiency @ max current Mig	90%
Power factor @ max current Mig	0.91
Welding output MIG	400 A/34.0V @ 60% duty cycle 300 A/30.0V @ 100% duty cycle
Welding output TIG	400 A/26.0V @ 60% duty cycle 300 A/22.0V @ 100% duty cycle
Welding output MMA	400 A/36.0V @ 60% duty cycle 300 A/32.0V @ 100% duty cycle
Recommended slow fuse	25 A
Energy saving mode	30 W
Operating temperature	-10° to 40° C
Protection class	IP23
Application class	S
Insulation class	H
Dimensions L x W x H	712 x 325 x 470 mm 712 x 425 x 700 mm w/ cooling unit
Weight	59 kg 74 kg with cooling unit

STEP 2

Cooling Unit Selection

Optional. If you include, select the appropriate water cooled components

Product Family	Product Name	Ordering Part Number	Cooling Power	Max Water Flow	Coolant Quantity	Max Pressure Lift for Torch Qmax	Weight
Cooling unit	Cool 2	0465427880	1 kW	1.8 l/Min	4.5l	4.6 bar	15 kg

Panel Information

Product Family	Product Name
Warrior Feed	Warrior Feed 304w

Standard Features

Available on all panels

Water cooled
IP23
Standard 30 mm rollers
Measured volts
Gas purge
Wire inching
2T/4T
Measured wire feed speed
Creep start
Burnback/SCT

STEP 3

Wire Feeder Selection

All wire feeders are suitable for water cooling

Product Family	Product Name	Ordering Part Number	Flowmeter & Heater
Warrior Feed	Warrior Feed 304w	0465250881	No

STEP 4

Connection Cable Selection

Feeder model	Cooling	Power cable size	1.7 m	5 m	10 m	15 m	25 m	35 m
WarriorFeed 304w	Gas	70mm ²	0459836880	0459836881	0459836882	0459836883	0459836884	0459836885
WarriorFeed 304w	Water	70mm ²	0459836890	0459836891	0459836892	0459836893	0459836894	0459836895

STEP 5

Torches Selection

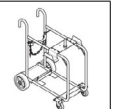
Product Family	Product Name	3 m	4 m	5 m
Mig torches	EXEOR PSF 415 Air cooled	0700026406	0700026407	0700026408
Mig torches	EXEOR PSF 515 Air cooled	0700026411	0700026412	0700026413
Mig torches	EXEOR PSF 420W Water cooled	0700026415	0700026416	0700026417
Mig torches	EXEOR PSF 430W Water cooled	0700026420	0700026421	0700026422
Mig torches	EXEOR PSF 520W Water cooled	0700026425	0700026426	0700026427

Note: 430W and 520W models have dual-circuit cooling

STEP 6


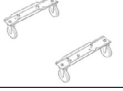
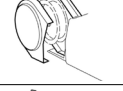
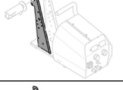
Trolley

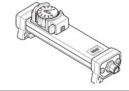



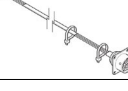
Product Name	Part No.
Trolley For Aristo 500ix/Warrior	0349313450

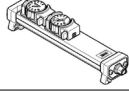
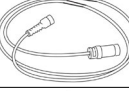

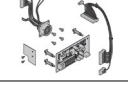


STEP 7

Accessories Information

Product Name	Part No.	
Guide pin extension kit (necessary if feeder wheel kit is selected)	0465508880	
Wheel kit powersource	0465416880	
Wheel kit Warrior feed - Front wheels turn	0458707880	
Wheel kit Warrior feed - All wheels turn	0458707881	
Bobbin cover kit, plastic Ø 300 mm	0458674880	
Adapter for Ø 440 mm bobbin - NOTE: IP23 not valid for wire feeder with Ø 440 mm (17,32 Inch) bobbin	0459233880	
Lifting eye	0458706880	
Warrior feed torch strain relief	0457341881	
Quick connector Marathon pack	F102440880	
Strain relief bracket for conection set	0459234880	
Coolant 10l	0465720002	

Product Name	Part No.	
Remote control unit and kit connected to power source		
Remote control unit AT1 MMA and TIG current	0459491896	
Remote control unit AT1 CF MMA and TIG: course and fine setting of current	0459491897	
Foot control FS002 MMA and TIG: current	0349090886	
5 m (16 ft.) 10 m (33 ft.) 15 m (49 ft.) 25 m (82 ft.)	0459552880 0459552881 0459552882 0459552883	
Remote outlet kit	0465424880	

Remote control unit and kit connected to Warrior Feed		
Remote control unit M1 MIG/MAG: wire feed speed and voltage	0459491895	
Remote cable for M1 23 pole - 8 pole 5 m	0459553880	
Remote outlet kit for M1	0465451880	
Warrior feed Remote Kit Railtrac / Miggytrac	0465451881	


Continued on next page




STEP 8

Wear Part List


Product Family	Product Name
Wear Warrior Feed 304w	n.a.




Wears part for carbon steel, stainless and cored wires

Wire Diameter mm	0.6/0.8	0.8/1.0	0.9/1.0/1.2	1.4/1.6	Roller Marking	Feed/Pressure Roller
V-groove 	X				0.6 S2 & 0.8 S2	0459052001
		X			0.8 S2 & 1.0 S2	0459052002
			X		1.0 S2 & 1.2 S2	0459052003
				X	1.4 S2 & 1.6 S2	0459052013


Inlet Wire Guide Ø 3 mm for 0.6-1.6 mm Fe, Ss, Cored Wire	Middle Wire Guide 2 mm for 0.6-1.6 mm	Outlet Wire Guide 2 mm for 0.6-1.6 mm
		
0455049001	0455072002	0469837880



Wears part for cored wires - different wire guides dependent on wire diameter

Wire Diameter mm	0.9/1.0/1.2	1.2/1.2	1.2/1.4	1.6	Roller Marking	Feed/Pressure Roller
V-K-knurled 	X				0.6 R2 & 0.8 R2	0458825001
		X			0.8 R2 & 1.0 R2	0458825010
			X		1.0 R2 & 1.2 R2	0458825002
				X	1.4 R2 & 1.6 R2	0458825003

Inlet Wire Guide Ø 3 mm for 0.6-1.6 mm Fe, Ss, Cored Wire	Middle Wire Guide 2 mm for 0.6-1.6 mm	Outlet Wire Guide 2 mm for 0.6-1.6 mm
		
0455049001	0455072002	0469837880

Wears part for Aluminium wires - different wire guides dependent on wire diameter

Wire Diameter mm	0,8/0,9-1,0	1.0	1.2	1.6	Roller Marking	Feed/Pressure Roller
U-groove 	X				Ø 0.8 & 0.9/1.0	0458824001
		X	X		Ø 1.0 & 1.2	0458824002
			X	X	Ø 1.2 & 1.6	0458824003

Inlet wire guide Ø 2 mm plastic for 0.6 - 1.6 mm	Intermediate wire guide plastic Ø 2mm for 0,8-1,6mm wire	Outlet wire guide plastic Ø 2mm for 0,8-1,6mm wire
		
0156602001	0456615001	0469837881



MULTI-PROCESS Fabricator EM 501iw

Part Number	0446400882
-------------	------------



STEP 1

Powersource Selection

Technical Information	
Input voltage	380-415 V, ±10%, 3 ~ 50/60 Hz
Setting range MIG (GMAW/FCAW)	30 A / 15.5 V – 500 A/39 V
Setting range MMA (SMAW)	30 A / 21.2 V – 500 A/40 V
Open circuit voltage	78,0 V
Efficiency @ max current Mig	87%
Power factor @ max current Mig	0.91
Welding output MIG	500 A @ 60%
Welding output MMA	500 A @ 60%
Recommended slow fuse	32 A
Energy saving mode	< 35W
Operating temperature	-10° to 40° C
Wire diameter range	1.0 - 1.6 mm
Supply cable diam. size	4 x 6 mm ²
Protection class	IP23
Application class	S
Isolation class	H
Dimensions L x W x H	1035 x 500 x 1015 mm
Weight w/ cooling unit w/o coolant	111.5 kg
Weight w/ cooling unit & coolant	115.5 kg
Approvals	CE, ECO Design

MIG MULTI-PROCESS

Panel Information

Product Family	Product Name	Ending arc current	Ending arc voltage	Arc force	Inductance	Wire diameter	Welding process	Welding gas	2 stroke/4 stroke/4 stroke cont.	Gas purge
Fabricator powersource panel	nn	x	x	x	x	x	x	x	x	x

STEP 2

Wire Feeder Selection

Product Family	Product Name	Ordering Part Number	Drive System	Water Cooling	Feeding Speed	Max Spool Diameter
Fabricator feed	Fabricator Feed 304 w	0446401882	4 wheels drive	Embedded	1.5 – 25.0 m/min	300 mm

Max Diam CS Solid Wire	Max Diam SS Solid Wire	Max Diam Cored Wire	Dimensions	Weight
0.8 - 1.6 mm	0.8 - 1.6 mm	0.9 - 1.6 mm	676 x 265 x 418 mm	14.2 kg

STEP 3

Connection Cable Selection

Product Family	Product Name	2 m	5 m	10 m	15 m	25 m
Connection cable	70mm ² water cooled	0459836890	0459836891	0459836892	0459836893	0459836894
Connection cable	95mm ² water cooled	0459836990	0459836991	0459836992	0459836993	0459836994

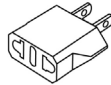

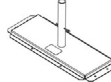

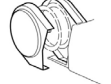







STEP 4

Torches Selection

Product Family	Product Name	3 m	4 m	5 m
Mig torches	MXL 511 w	0700025260	0700025261	0700025262
Mig torches	MXL 411 w	0700025250	0700025251	0700025252

STEP 5

Accessories Selection


Product Name	Part No.		Product Name	Part No.	
Converter plug for gas heater supply	0447014001		Lifting eye	0458706880	
Wire feed mounting bracket kit - only for wirefeeder assembled with wheel kit	0447617880		Strain relief for welding torch	0457341881	
Bobbin cover kit, plastic Ø 300 mm	0458674880		Quick connector MarathonPac™	F102440880	
Wheel kit - only front wheel turn	0458707880		Water kit for wire feeder	0465276881	
Wheel kit - all wheel turn	0458707881		Strain relief bracket for connection set	0459234880	
Adapter for Ø 440 mm bobbin	0459233880		Counter balance device (includes mast and counter balance) Note: IP23 not valid for wire feeder with counterbalance arm.	0458705880	




STEP 6

Wear Part List


Product Family	Product Name
Wear part RobustFeed	n.a.




Wears part for carbon steel, stainless and cored wires

Wire Diameter mm	0.6/0.8	0.8/1.0	0.9/1.0/1.2	1.4/1.6	Roller Marking	Feed/Pressure Roller
	X				0.6 S2 & 0.8 S2	0459052001
		X			0.8 S2 & 1.0 S2	0459052002
			X		1.0 S2 & 1.2 S2	0459052003
				X	1.4 S2 & 1.6 S2	0459052013

Inlet Wire Guide Ø 3 mm for 0.6-1.6 mm Fe, Ss, Cored Wire	Middle Wire Guide 2 mm for 0.6-1.6 mm	Outlet Wire Guide 2 mm for 0.6-1.6 mm
		
0455049001	0455072002	0469837880

Wears part for cored wires - different wire guides dependent on wire diameter

Wire Diameter mm	0.9/1.0/1.2	1.2/1.2	1.2/1.4	1.6	Roller Marking	Feed/Pressure Roller
	X				0.6 R2 & 0.8 R2	0458825001
		X			0.8 R2 & 1.0 R2	0458825010
			X		1.0 R2 & 1.2 R2	0458825002
				X	1.4 R2 & 1.6 R2	0458825003

Inlet Wire Guide Ø 3 mm for 0.6-1.6 mm Fe, Ss, Cored Wire	Middle Wire Guide 2 mm for 0.6-1.6 mm	Outlet Wire Guide 2 mm for 0.6-1.6 mm
		
0455049001	0455072002	0469837880

Popular Package

Fabricator 500 A, Watercooled 2m Interconn

Product No	Product name
0446400882	Fabricator EM501iw
0446401882	Fabricator Feed 304w
0459836890	Interconn set 2m/W 70mm2 19P
0700025261	Welding torch MXL 511W 4m EURO



MULTI-PROCESS Fabricator EM 401w

Part Number	0446400883
-------------	------------



STEP 1

Powersource Selection

Technical Information	
Input voltage	380-415 V, ±10%, 3~ 50/60 Hz
Setting range MIG (GMAW/FCAW)	30 A / 15.5 V – 400 A / 34 V
Setting range MMA (SMAW)	30 A / 21.2 V – 400 A / 36 V
Open circuit voltage	65.0 V
Efficiency @ max current Mig	86%
Power factor @ max current Mig	0.91
Welding output MIG	400 A / 34 V @ 60%
Welding output MMA	400 A / 36 V @ 60%
Recommended slow fuse	32A
Energy saving mode	< 35W
Operating temperature	-10° to 40° C
Wire diameter range	0.8 – 1.2 mm
Supply cable diam. size	4 x 6 mm ²
Protection class	IP23
Application class	S
Isolation class	H
Dimensions L x W x H	1035 x 500 x 1015 mm
Weight w/ cooling unit w/o coolant	107.5 kg
Weight w/ cooling unit and coolant	115.5 kg
Approvals	CE, ECO Design

MIG MULTI-PROCESS

Panel Information

Product Family	Product Name	Ending arc current	Ending arc voltage	Arc force	Inductance	Wire diameter	Welding process	Welding gas	2 stroke/4 stroke cont.	Gas purge
Fabricator powersource panel	nn	x	x	x	x	x	x	x	x	x

STEP 2

Wire Feeder Selection

Product Family	Product Name	Ordering Part Number	Drive System	Water Cooling	Feeding Speed	Weld Spool Capacity	Max Spool Diameter
Fabricator feed	Fabricator Feed 304 w	0446401882	4 wheels drive	x	1.5 – 25.0 m/min	18 kg	300 mm

Max Diam CS Solid Wire	Max Diam SS Solid Wire	Max Diam Cored Wire	Dimensions	Weight
0.8 - 1.6 mm	0.8 - 1.6 mm	0.9 - 1.6 mm	675 x 265 x 418 mm	14.2

STEP 3

Connection Cable Selection

Product Family	Product Name	2 m	5 m	10 m	15 m	25 m
Connection cable	70mm ² water cooled	0459836890	0459836891	0459836892	0459836893	0459836894
Connection cable	95mm ² water cooled	0459836990	0459836991	0459836992	0459836993	0459836994

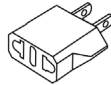

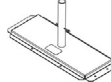

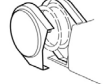




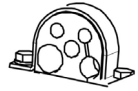
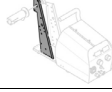

STEP 4

Torches Selection

Product Family	Product Name	3 m	4 m	5 m
Mig torches	MXL 511 w	0700025260	0700025261	0700025262
Mig torches	MXL 411 w	0700025250	0700025251	0700025252

STEP 5

Accessories Selection


Product Name	Part No.		Product Name	Part No.	
Converter plug for gas heater supply	0447014001		Lifting eye	0458706880	
Wire feed mounting bracket kit - only for wirefeeder assembled with wheel kit	0447617880		Strain relief for welding torch	0457341881	
Bobbin cover kit, plastic Ø 300 mm	0458674880		Quick connector MarathonPac™	F102440880	
Wheel kit - only front wheel turn	0458707880		Water kit for wire feeder	0465276881	
Wheel kit - all wheel turn	0458707881		Strain relief bracket for connection set	0459234880	
Adapter for Ø 440 mm bobbin	0459233880		Counter balance device (includes mast and counter balance) Note: IP23 not valid for wire feeder with counterbalance arm.	0458705880	




STEP 6

Wear Part List


Product Family	Product Name
Wear part RobustFeed	n.a.




Wears part for carbon steel, stainless and cored wires

Wire Diameter mm	0.6/0.8	0.8/1.0	0.9/1.0/1.2	1.4/1.6	Roller Marking	Feed/Pressure Roller
	X				0.6 S2 & 0.8 S2	0459052001
		X			0.8 S2 & 1.0 S2	0459052002
			X		1.0 S2 & 1.2 S2	0459052003
				X	1.4 S2 & 1.6 S2	0459052013

Inlet Wire Guide Ø 3 mm for 0.6-1.6 mm Fe, Ss, Wire	Middle Wire Guide 2 mm for 0.6-1.6 mm	Outlet Wire Guide 2 mm for 0.6-1.6 mm
		
0455049001	0455072002	0469837880

Wears part for cored wires - different wire guides dependent on wire diameter

Wire Diameter mm	0.9/1.0/1.2	1.2/1.2	1.2/1.4	1.6	Roller Marking	Feed/Pressure Roller
	X				0.6 R2 & 0.8 R2	0458825001
		X			0.8 R2 & 1.0 R2	0458825010
			X		1.0 R2 & 1.2 R2	0458825002
				X	1.4 R2 & 1.6 R2	0458825003

Inlet Wire Guide Ø 3 mm for 0.6-1.6 mm Fe, Ss, Cored Wire	Middle Wire Guide 2 mm for 0.6-1.6 mm	Outlet Wire Guide 2 mm for 0.6-1.6 mm
		
0455049001	0455072002	0469837880

Popular Package

Fabricator 400 A, Water cooled 2m Interconn

Product No	Product name
0446400883	Fabricator EM401iw
0446401882	Fabricator Feed 304w
0459836890	Interconn set 2m/W 70mm2 19P
0700025251	Welding torch MXL 411W 4m EURO

MULTI-PROCESS Fabricator EM 401i

Part Number	0446400884
-------------	------------



STEP 1

Powersource Selection

Technical Information	
Input voltage	380-415 V, ±10%, 3~ 50/60 Hz
Setting range MIG (GMAW/FCAW)	30 A / 15.5 V – 400 A / 34 V
Setting range MMA (SMAW)	30 A / 21.2 V – 400 A / 36 V
Open circuit voltage	65.0 V
Efficiency @ max current Mig	86%
Power factor @ max current Mig	0.91
Welding output MIG	400 A / 34 V @ 60% 310 A / 29.5 V @ 100%
Welding output MMA	400 A / 36 V @ 60% 310 A / 32.4 V @ 100%
Recommended slow fuse	32 A
Energy saving mode	< 35W
Operating temperature	-10° to 40° C
Wire diameter range	0.8 – 1.2 mm
Supply cable diam. size	4 x 6 mm ²
Protection class	IP23
Application class	S
Isolation class	H
Dimensions L x W x H	1035 x 500 x 1015 mm
Weight	102 kg
Approvals	CE, ECO Design

Panel Information

Product Family	Product Name	Ending arc current	Ending arc voltage	Arc force	Inductance	Wire diameter	Welding process	Welding gas	2-stroke/4-stroke/4-stroke cont.	Gas purge
Fabricator powersource panel	nm	x	x	x	x	x	x	x	x	x

STEP 2

Wire Feeder Selection

Product Family	Product Name	Ordering Part Number	Drive System	Feeding Speed	Weld Spool Capacity
Fabricator feed	Fabricator Feed 304	0446401881	4 wheels drive	1.5 – 25.0 m/min	18 kg

Max Spool Diameter	Max Diam CS Solid Wire	Max Diam SS Solid Wire	Max Diam Cored Wire	Dimensions	Weight
300 mm	0.8 - 1.6 mm	0.8 - 1.6 mm	0.9 - 1.6 mm	675 x 265 x 418 mm	13.9 kg

STEP 3

Connection Cable Selection

Product Family	Product Name	2 m	5 m	10 m	15 m	25 m
Connection cable	70mm ² gas cooled	0459836880	0459836881	0459836882	0459836883	0459836884

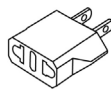
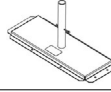
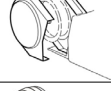

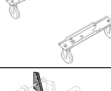
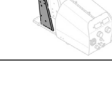
STEP 4






Torches Selection

Product Family	Product Name	3 m	4 m	5 m
Mig torches	MXL 341 gas cooled	0700025240	0700025241	0700025242

STEP 5

Accessories Selection

Product Name	Part No.	
Converter plug for gas heater supply	0447014001	
Wire feed mounting bracket kit - only for wirefeeder assembled with wheel kit	0447617880	
Bobbin cover kit, plastic Ø 300 mm	0458674880	
Wheel kit - only front wheel turn	0458707880	
Wheel kit - all wheel turn	0458707881	
Adapter for Ø 440 mm bobbin	0459233880	


Product Name	Part No.	
Lifting eye	0458706880	
Strain relief for welding torch	0457341881	
Quick connector MarathonPac™	F102440880	
Strain relief bracket for connection set	0459234880	
Counter balance device Note: IP23 not valid for wire feeder with counterbalance arm.	0458705880	




STEP 6

Wear Part List


Product Family	Product Name
Wear part RobustFeed	n.a.




Wears part for carbon steel, stainless and cored wires

Wire Diameter mm	0.6/0.8	0.8/1.0	0.9/1.0/1.2	1.4/1.6	Roller Marking	Feed/Pressure Roller
	X				0.6 S2 & 0.8 S2	0459052001
		X			0.8 S2 & 1.0 S2	0459052002
			X		1.0 S2 & 1.2 S2	0459052003
				X	1.4 S2 & 1.6 S2	0459052013

Inlet Wire Guide Ø 3 mm for 0.6-1.6 mm Fe, Ss, Cored Wire	Middle Wire Guide 2 mm for 0.6-1.6 mm	Outlet Wire Guide 2 mm for 0.6-1.6 mm
		
0455049001	0455072002	0469837880

Wears part for cored wires - different wire guides dependent on wire diameter

Wire Diameter mm	0.9/1.0/1.2	1.2/1.2	1.2/1.4	1.6	Roller Marking	Feed/Pressure Roller
	X				0.6 R2 & 0.8 R2	0458825001
		X			0.8 R2 & 1.0 R2	0458825010
			X		1.0 R2 & 1.2 R2	0458825002
				X	1.4 R2 & 1.6 R2	0458825003

Inlet Wire Guide Ø 3 mm for 0.6-1.6 mm Fe, Ss, Cored Wire	Middle Wire Guide 2 mm for 0.6-1.6 mm	Outlet Wire Guide 2 mm for 0.6-1.6 mm
		
0455049001	0455072002	0469837880

Popular Package

Fabricator 400 A, Air cooled, 2m Interconn

Product No	Product name
0446400884	Fabricator EM401i
0459836880	Interconn set 2M 70mm2 19P
0446401881	Fabricator Feed 304
0700025241	Welding torch MXL 341 4m EURO
0458707881	Wheel kit 4 wheels turn



TIG COMPACT Renegade ET 300i



Part Number	Contents
0445100900	3 m mains cable and plug, 5 m return cable and clamp, 2 m gas

Panel Functions

Method selection: TIG HF, LiftArc, MMA	Dual current mode
3 memory position	Foot pedal compatible
2T-4T trigger functionality	Remote control compatible
Adjustable pre-flow/post flow	Adjustable Hot Start
Adjustable slope up/slope down	Adjustable Arc Force

STEP 1

Powersource Selection

Technical Information	
Input voltage	3ph 230-480V +/- 10%, 50/60Hz 1ph 230V +/- 10%, 50/60Hz
Setting range MMA (SMAW)	5A / 20V - 300A / 32V - 3ph, 230-480V 5A / 20V - 200A / 28V - 1ph, 230V
Setting range TIG (GTAW)	5A / 10V - 300A / 22V - 3ph, 230-480V 5A / 10V - 200A / 18V - 1ph, 230V
Open circuit Voltage U0 max	48 V / 48 V, 3ph/1ph
Open circuit Voltage U0 max, VRD activated	34 V / 34 V, 3ph/1ph
Efficiency MMA @ Max Current	86% / 86%, 3ph/1ph
Efficiency TIG @ Max Current	83% / 83%, 3ph/1ph
Power factor MMA @ Max current	0,96 / 0,98 , 3ph/1ph
Power factor TIG @ Max current	0,96 / 0,99, 3ph/1ph
Permissible load MMA (SMAW) 3ph	300A / 32V @ 40% 250A / 30V @ 60% 200A / 28V @ 100%
Permissible load MMA (SMAW) 1ph	200 A / 28,0 V @100%
Permissible load TIG (GTAW) 3ph	300A / 22V @ 60% 250A / 20V @ 100%
Permissible load TIG (GTAW) 3ph	200 A / 18,0 V @100%
Supply plug and mains cable	CEE 16A, 4x 2,5mm ² main cable
No Load Power in energy saving mode	
U _n 230V	63W / 20W ¹ 3ph - 74W / 22 ¹ 1ph
U _n 400V	68W / 22W ¹ 3ph
U _n 480V	72W / 27W ¹ 3ph
Fuse type C MCB	3ph 1ph
Supply Voltage	230V 380V 400V 415V 480V 230V
Fuse amperage	25A 16A 16A 16A 16A 32A
Recommended Generator power	20 kW
Operating temperature	- 10° + 40° C
Enclosure class	IP23
Insulation class, transformer	F
Application class	S
Dimension L x W x H	460 x 200 x 320 mm
Weight without cooler	16,8 kg
Weight with cooler	26,6 kg
Approvals	CE, ECODesign

1) From Serial number 239 xxx xxxx

STEP 2

Cooling Unit Selection

Optional, if you select, include a water cooled torch

Product Family	Product Name	Part Number	Cooling power	Max Water Flow	Coolant Quantity	Max Pressure Lift for Torch Qmax
Cooling unit	EC1000	0445045880	0,9 kW	1.8 l/min	1.5 l	4.5 bar (65 psi)












STEP 3

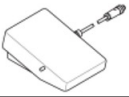



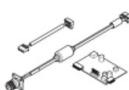






Torch Selection

Cooling	Handle	Duty cycle	Tungsten diameter	Head	Item number 4 m	Item number 8 m	Item name
Air	Small	170 A DC @35%	0,5 - 2,4 mm	Regular	0700026220	0700026221	Exeor tig SR 17
Air	Small	170 A DC @35%	0,5 - 2,4 mm	Flex	0700026222	0700026223	Exeor tig SR 17 FX
Water	Small	340 A DC @ 100%	0,5 - 3,2 mm	Regular	0700026290	0700026291	Exeor tig SR 21
Water	Small	341 A DC @ 100%	0,5 - 3,2 mm	Flex	0700026292	0700026293	Exeor tig SR 21 FX
Water	Large	320 A DC @ 100%	0,5 - 4,0 mm	Regular	0700026280	0700026281	Exeor tig SR 18
Water	Large	321 A DC @ 100%	0,5 - 4,0 mm	Flex	0700026282	0700026283	Exeor tig SR 18 FX
Water	Large	450 A DC @ 100%	1,0 - 4,8 mm	Regular	0700026310	0700026311	Exeor tig SR 400

STEP 4

Accessories Information

Product Name	Part No.	
Shoulder strap kit	0445197880	
Trolley	0460 330 881	
Welding cable kit 3 m, including electrode holder and OKC 50 connector	0700006902	
Welding cable kit 5 meter, incl. electrode holder and OKC 50 connector	0700006888	
Return cable kit 3 meter, incl. clamp and OKC 50 connector	0700 006 903	
Return cable kit 5 meter, incl. clamp and OKC 50 connector	0700 006 889	
OKC 50 male contact	0160 360 881	
ER 1 remote control. 5 m (16.4 ft) interconnection cable, 6 pin, included	0445 536 881	
ER 1 remote control. 10 m (32.8 ft) interconnection cable, 6 pin, included	0445 536 882	
3 ER 1 remote control. 25 m (82 ft) interconnection cable, 6 pin, included	0445 536 883	
Interconnection cable, 6 pin, 5 m (16.4 ft) Interconnection cable, 6 pin, 10 m (32.8 ft) Interconnection cable, 6 pin, 25 m (82 ft)	0445 280 880 0445 280 881 0445 280 882	

Product Name	Part No.	
ER 1 F Foot pedal. 5 m (16.4 ft) interconnection cable, 6 pin, included	0445 550 881	
ER 1 F Foot pedal. 10 m (32.8 ft) interconnection cable, 6 pin, included	0445 550 882	
Interconnection cable, 6 pin, 5 m (16.4 ft) Interconnection cable, 6 pin, 10 m (32.8 ft)	0445 254 880 0445 254 881	
1 to 3 phase adapter Note! Only for use with Renegade ES 300i (0445 100 880), ET 300i (0445 100 900) and ET 300iP (0445 100 920)	0445 139 880	
Renegade analogue remote kit	0445 840 880	
Remote Control MMA3, 10 m	0445 870 880	
Remote Control MMA3, 25 m	0445 870 881	
Interconnection cable for analogue remote control MMA3, 10 m	0445 693 880	
Interconnection cable for analogue remote control MMA3, 25 m	0445 693 881	
Interconnection cable for analogue remote controls AT1 and AT1 C/F, 10 m	0445 694 880	
1 interconnection cable for analogue remote controls AT1 and AT1 C/F, 25 m	0445 694 881	



TIG COMPACT Renegade ET 300iP

TIG COMPACT PULSE



STEP 1

Powersource Selection

Technical Information	
Input voltage	3ph 230-480V +/- 10%, 50/60Hz 1ph 230V +/- 10%, 50/60Hz
Setting range MMA (SMAW)	5A / 20V - 300A / 32V - 3ph, 230-480V 5A / 20V - 200A / 28V - 1ph, 230V
Setting range TIG (GTAW)	5A / 10V - 300A / 22V - 3ph, 230-480V 5A / 10V - 200A / 18V - 1ph, 230V
Open circuit Voltage U0 max	48 V / 48 V, 3ph/1ph
Open circuit Voltage U0 max, VRD activated	34 V / 34 V, 3ph/1ph
Efficiency MMA @ Max Current	86% / 86%, 3ph/1ph
Efficiency TIG @ Max Current	83% / 83%, 3ph/1ph
Power factor MMA @ Max current	0,96 / 0,98 , 3ph/1ph
Power factor TIG @ Max current	0,96 / 0,99, 3ph/1ph
Permissible load MMA (SMAW) 3ph	300A / 32V @ 40% 250A / 30V @ 60% 200A / 28V @ 100%
Permissible load MMA (SMAW) 1ph	200 A / 28,0 V @100%
Permissible load TIG (GTAW) 3ph	300A / 22V @ 60% 250A / 20V @ 100%
Permissible load TIG (GTAW) 1ph	200 A / 18,0 V @100%
Supply plug and mains cable	CEE 16A, 4x 2,5mm ² main cable
No Load Power in energy saving mode	
U _n 230V	63W / 20W ¹ 3ph - 74W / 22 ¹ 1ph
U _n 400V	68W / 22W ¹ 3ph
U _n 480V	72W / 27W ¹ 3ph
Fuse type C MCB	3ph 1ph
Supply Voltage	230V 380V 400V 415V 480V 230V
Fuse amperage	25A 16A 16A 16A 16A 32A
Recommended Generator power	20 kW
Operating temperature	- 10° + 40° C
Enclosure class	IP23
Insulation class, transformer	F
Application class	S
Dimension L x W x H	460 x 200 x 320 mm
Weight without cooler	16,8 kg
Weight with cooler	26,6 kg
Approvals	CE, ECODesign

Part Number	Contents
0445100920	3m mains cable and plug, 5 m return cable and clamp, 2m gas

Panel Functions

Method selection: TIG HF, LiftArc, MMA	Dual current mode
Pulse /high frequency Pulse	Foot pedal compatible
2T-4T trigger functionality	Remote control compatible
Adjustable pre-flow/post flow	Adjustable Hot Start
Adjustable slope up/slope down	Adjustable Arc Force

1) From Serial number 239 xxx xxxx

STEP 2

Cooling Unit Selection

Optional, if you select, include a water cooled torch

Product Family	Product Name	Part Number	Cooling Power	Max Water Flow	Coolant Quantity	Max Pressure Lift for Torch Qmax
Cooling unit	EC1000	0445045880	0.9 kW	1.8 l/min	1.5 l	4.5 bar (65 psi)












STEP 3

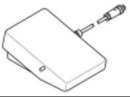



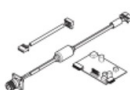






Torch Selection

Cooling	Handle	Duty cycle	Tungsten diameter	Head	Item number 4 m	Item number 8 m	Item name
Air	Small	170 A DC @35%	0,5 - 2,4 mm	Regular	0700026220	0700026221	Exeor tig SR 17
Air	Small	170 A DC @35%	0,5 - 2,4 mm	Flex	0700026222	0700026223	Exeor tig SR 17 FX
Water	Small	340 A DC @ 100%	0,5 - 3,2 mm	Regular	0700026290	0700026291	Exeor tig SR 21
Water	Small	340 A DC @ 100%	0,5 - 3,2 mm	Flex	0700026292	0700026293	Exeor tig SR 21 FX
Water	Large	320 A DC @ 100%	0,5 - 4,0 mm	Regular	0700026280	0700026281	Exeor tig SR 18
Water	Large	320 A DC @ 100%	0,5 - 4,0 mm	Flex	0700026282	0700026283	Exeor tig SR 18 FX
Water	Large	450 A DC @ 100%	1,0 - 4,8 mm	Regular	0700026310	0700026311	Exeor tig SR 400

STEP 4

Accessories Information

Product Name	Part No.	
Shoulder strap kit	0445197880	
Trolley	0460 330 881	
Welding cable kit 3 m, including electrode holder and OKC 50 connector	0700006902	
Welding cable kit 5 meter, incl. electrode holder and OKC 50 connector	0700006888	
Return cable kit 3 meter, incl. clamp and OKC 50 connector	0700 006 903	
Return cable kit 5 meter, incl. clamp and OKC 50 connector	0700 006 889	
OKC 50 male contact	0160 360 881	
ER 1 remote control. 5 m (16.4 ft) interconnection cable, 6 pin, included	0445 536 881	
ER 1 remote control. 10 m (32.8 ft) interconnection cable, 6 pin, included	0445 536 882	
3 ER 1 remote control. 25 m (82 ft) interconnection cable, 6 pin, included	0445 536 883	
Interconnection cable, 6 pin, 5 m (16.4 ft) Interconnection cable, 6 pin, 10 m (32.8 ft) Interconnection cable, 6 pin, 25 m (82 ft)	0445 280 880 0445 280 881 0445 280 882	

Product Name	Part No.	
ER 1 F foot pedal. 5 m (16.4 ft) interconnection cable, 6 pin, included	0445 550 881	
ER 1 F foot pedal. 10 m (32.8 ft) interconnection cable, 6 pin, included	0445 550 882	
Interconnection cable, 6 pin, 5 m (16.4 ft) Interconnection cable, 6 pin, 10 m (32.8 ft)	0445 254 880 0445 254 881	
1 to 3 phase adapter Note! Only for use with Renegade ES 300i (0445 100 880), ET 300i (0445 100 900) and ET 300iP (0445 100 920)	0445 139 880	
Renegade analogue remote kit	0445 840 880	
Remote Control MMA3, 10 m	0445 870 880	
Remote Control MMA3, 25 m	0445 870 881	
Interconnection cable for analogue remote control MMA3, 10 m	0445 693 880	
Interconnection cable for analogue remote control MMA3, 25 m	0445 693 881	
Interconnection cable for analogue remote controls AT1 and AT1 C/F, 10 m	0445 694 880	
1 Interconnection cable for analogue remote controls AT1 and AT1 C/F, 25 m	0445 694 881	

TIG DC PULSED Fabricator ET 410iP

Part Number	0447101881
-------------	------------



Panel Information

Product Family	Product Name
Fabricator powersource panel	nn

Panel Functions

Method selection: TIG HF, TIG Lift Arc, MMA	TIG DC main settings	TIG DC Pulse main settings	MMA
Tig Selection: DC, DC Pulse,	Pre/Post Gas	Pulse current	Start Pulse (similar to hot start)
MMA Selection: DC	Slope UP/DOWN	Pulse %	Arc Force
Selection 2T/4T/4TS/SPOT	Start Pulse (similar to hot start)	Pulse Hz	Set current
VRD	Initial /Set / Final current	Background current	

STEP 2

Cooling Unit Selection

Optional. If you include, select also trolley adapter (see accessory list)

Product Family	Product Name	Ordering Part Number	Cooling power	Max water flow	Coolant quantity	Max pressure lift for torch Qmax	Weight
Cooling unit	Cool 2	0465427880	1 kW	1,8 l/Min	4,5l	4,6 bar	15 kg

STEP 3

Accessory selection

Package composition	Accessory to select	Ordering part number	Gas bottle	Cooling unit
Including cooling unit	Trolley 4 wheels	0349313450	Yes	Yes
Without cooling unit	Wheel kit for powersource	0447996127	No	No

STEP 4

Torches Selection





Cooling	Duty cycle	Electrode Ø	Module	Handle	4m	8m	Model
Liquid	340 A @100%	0,5 - 4,0 mm	Potentiometer	Small	0700026294	0700026295	EXEOR TIG 21-R
Liquid	320 A @100%	0,5 - 4,0 mm	Trigger	Large	0700026280	0700026281	EXEOR TIG SR 18
Gas	200 A @ 60%	0,5 - 4,0 mm	Trigger	Large	0700025518	0700025519	EXEOR TIG SR 26
Gas	280 A @ 35%	0,5 - 4,0 mm	Trigger	Large	0700026240	0700026241	EXEOR TIG SR X26


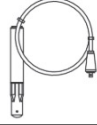

STEP 1

Powersource Selection

Technical Information	
Input voltage	400 V +/- 15%, 3ph 50/60Hz
Voltage/Current range TIG DC MMA	5 A / 10,2 V - 410 A / 26,4 V 30 A / 21,2 V - 410 A / 36,4 V
Open circuit Voltage U0 Max VRD deactivated VRD function activated	76 V 13,5 V
Efficiency Efficiency TIG @ Max Current Efficiency MMA @ Max Current	86% 88%
Power factor TIG @ Max current	0.79
Power factor MMA @ Max current	0.82
Permissible load TIG (GTAW)	410 A / 26,4 V @ 60% 310 A / 22,4 V @ 100%
Permissible load MMA (SMAW)	410 A / 36,4 V @ 60% 310 A / 32,4 V @ 100%
Idle state power (fan stop running)	40 W (VRD OFF) 15 W (VRD ON)
Continual sound pressure at no load	<70db (A)
Dfuse slow	32 A
Operating temperature	- 10° + 40° C (+14° to +104° F)
Enclosure class	IP23S
Insulation class	F
Application class	S
Dimension L x W x H	525 x 280 x 475mm
Weight	38,5 kg
Approvals	CE, ECODesign

STEP 5**Accessories Selection**

Product Name	Part No.	
MMA 4 Analogue Remote Control incl. 10 m cable and 8-pin connector	0700 500 084	
Cool 2 Adaptor (Connect Fabricator ET 410iP with Cool 2)	0447 248 001	
tig Foot control unit Including 4,6 m	W4014450	
ESAB ready mixed coolant Use of any other cooling liquid than the prescribed one might damage the equipment. In case of such damage, all warranty undertakings from ESAB cease to apply.	0465 720 002	

Product Name	Part No.	
MMA welding cable 400A, Twist, 50 mm 2, 5 m, OKC50 (Handy 400)	0700 006 890	
MMA welding cable 500A, Twist, 50 mm 2, 5 m, OKC50 (ESAB 500)	0700 006 892	
Return cable 500A, 50 mm2, 5 m, OKC 50 (EG 600)	0700 006 893	

TIG AC/DC TIG 4300

Part Number	0460100880
-------------	------------



STEP 1

Powersource Selection

Technical Information	
Input voltage	400 V +/- 10%, 3ph 50Hz
Voltage/Current range TIG AC/DC	4 - 430 A
Voltage/Current range MMA	16 - 430 A
Open circuit Voltage U0 Max	83V No VRD in rating plate
	60V UOL Live Tig, VRD deactivated
	60V MMA, VRD deactivated
	<35V VRD function activated
Efficiency TIG @ Max Current	76%
Efficiency MMA @ Max Current	80%
Power factor TIG @ Max current	0.89
Power factor MMA @ Max current	0.89
Permissible load TIG (GTAW)	430A / 27,2V @30%
	350A / 24,0V @ 60%
	315A / 22,6V @ 100%
Permissible load MMA (SMAW)	430A / 37,2V @ 30%
	330A / 33,2V @ 60%
	300A / 32,0V @ 100%
No-load power in energy saving mode, 6,5 min after welding	75 W
Continual sound pressure at no load	<70db (A)
Anti surge fuse	20A (TIG and MMA)
Fuse type MCB	20A (TIG), 25A (MMA)
Operating temperature	- 10° + 40° C (+14° to +104° F)
Enclosure class	IP23
Insulation class, transformer	H
Application class	S
Dimension L x W x H	625 x 394 x 776mm
Weight	95 kg
Approvals	CE, ECODesign

TIG AC/DC PULSE

PANEL FUNCTIONS

Method selection: TIG HF, TIG Lift Arc, MMA	TIG DC and AC main settings	TIG DC Pulse main settings	TIG AC main settings	MMA
Tig Selection: DC, DC Pulse, AC	Pre/Post Gas	Pulse current	Balance setting	Hot Stat, Arc Force,
MMA Selection: DC -, DC+, AC	Slope UP /DOWN	Pulse time	Frequency setting	Arc PlusI for basic electrodes
Selection 2T/4T	Changing trigger data	Background current	Electrode pre heating	Arc Plus II for rutile and cellulosic
VRD	Current	Background time		Drop welding

COOLING UNIT

Embedded, no need for additional order.

Product family	Product name	Cooling power	Max water flow
Cooling unit	n.a.	2,0 kW	2,0 l/Min

STEP 2

Trolley

Product Name	Part No.	
Trolley For TIG 4300	0458530881	






STEP 3

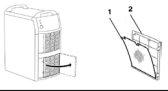
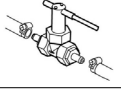

Torches Selection

Cooling	Handle	Duty cycle	Tungsten diameter	Head	Item number 4 m	Item number 8 m	Item name
Water	Small	340 A DC @ 100% 240 A AC @ 100%	0,5 - 3,2 mm	Regular	0700026290	0700026291	Exeor tig SR 21
Water	Small	340 A DC @ 100% 240 A AC @ 100%	0,5 - 3,2 mm	Flex	0700026292	0700026293	Exeor tig SR 21 FX
Water	Large	320 A DC @ 100% 225 A AC @ 100%	0,5 - 4,0 mm	Regular	0700026280	0700026281	Exeor tig SR 18
Water	Large	320 A DC @ 100% 225 A AC @ 100%	0,5 - 4,0 mm	Flex	0700026282	0700026283	Exeor tig SR 18 FX
Water	Large	450 A DC @ 100% 315 A AC @ 100%	1,0 - 4,8 mm	Regular	0700026310	0700026311	Exeor tig SR 400
Water	Large	450 A DC @ 100% 315 A AC @ 100%	1,0 - 4,8 mm	Regular	0700025575	0700025576	Exeor tig SR 400 - Remote

STEP 4

Accessories Information

Product Name	Part No.	
3 Remote control unit AT1 CAN MMA and TIG: current	0459 491 883	
Remote control unit AT1 CF CAN MMA and TIG: rough and fine setting of current.	0459 491 884	
T1 Foot CAN - Foot control unit Including 5 m (16.4 ft) cable	0460 315 880	
Remote cable CAN 4 pole - 12 pole 5 m (16.4 ft) 10 m (32.8 ft) 15 m (49.2 ft) 25 m (82.0 ft) 0.25 m (0.82 ft)	0459 554 880 0459 554 881 0459 554 882 0459 554 883 0459 554 884	
Return cable 5 m 70 mm2 (16.4 ft)	0700 006 895	

Product Name	Part No.	
1 - Filter 2 - Front grille	1 - 0458 398 001 2 - 0458 398 001	
Water flow guard 0.7 l/min (0.17 gpm)	0456 855 880	
ESAB ready mixed coolant Use of any other cooling liquid than the prescribed one might damage the equipment. In case of such damage, all warranty undertakings from ESAB cease to apply.	0465 720 002	
Remote adapter kit for TXH 401wr/401wr HD, incl. holder *Recommended remote interconnection cable 0459 554 884	0459 491 912*	



MMA COMPACT Renegade ES 300i



Part Number	Contents
0445100880	Renegade ES 300i delivered with only 3 m main cable
0445250880	Renegade ES 300i delivered with shoulder strap, 3 m main, 5 m welding and ground cable

Panel Functions

Method selection: MMA, Live TIG	Current/volt set/measure
3 memory position	VRD indicator
Cellulosic electrode selector	Overheating indicator
Remote control on/off	Setting knob

STEP 1

Powersource Selection

Technical Information	
Input voltage	3ph 230-480V +/- 10%, 50/60Hz 1ph 230V +/- 10%, 50/60Hz ¹
Setting range MMA (SMAW)	5A / 20V - 300A / 32V - 3ph, 230-480V 5A / 20V - 200A / 28V - 1ph, 230V
Setting range TIG (GTAW)	5A / 10V - 300A / 22V - 3ph, 230-480V 5A / 10V - 200A / 18V - 1ph, 230V
Open circuit Voltage U _o max	48 V / 48 V, 3ph/1ph
Open circuit Voltage U _o max, VRD activated	32V ² , 34V ² / 34 V, 3ph/1ph
Efficiency MMA @ Max Current	86% / 86%, 3ph/1ph
Efficiency TIG @ Max Current	83% / 83%, 3ph/1ph
Power factor MMA @ Max current	0,96 / 0,98 , 3ph/1ph
Power factor TIG @ Max current	0,96 / 0,99, 3ph/1ph
Permissible load MMA (SMAW) 3ph	300A / 32V @ 40% 250A / 30V @ 60% 200A / 28V @ 100%
Permissible load MMA (SMAW) 1ph	200 A / 28,0 V @100%
Permissible load TIG (GTAW) 3ph	300A / 22V @ 60% 250A / 20V @ 100%
Permissible load TIG (GTAW) 1ph	200 A / 18,0 V @100%
Supply plug and mains cable	CEE 16A, 4x 2,5mm ² main cable
No Load Power in energy saving mode	
U _n 230V	74W ² / 22W ³ 1ph
U _n 480V	72W ² / 27W ³ 3ph
Fuse type C MCB	3ph 1ph
Supply Voltage	230V 380V 400V 415V 480V 230V
Fuse amperage	20A 16A 16A 16A 16A 35A
Recommended Generator power	20 kW
Operating temperature	- 10° + 40° C
Enclosure class	IP23
Insulation class, transformer	F
Application class	S
Dimension L x W x H	460 x 200 x 320 mm
Weight without cooler	15,0 kg
Approvals	CE, ECODesign

¹: 1 phase available from serial 725 xxx xxxx











²: available from serial 725 xxx xxxx



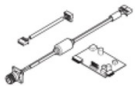




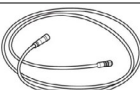

³: available from serial 239 xxx xxxx

⁴: available from serial 239 xxx xxxx

Continued overleaf

STEP 2
Accessories Information

Product Name	Part No.	
Shoulder strap kit	0445197880	
Trolley	0460 330 881	
Welding cable kit 3m, including electrode holder and OKC 50 connector	0700006902	
Welding cable kit 5 meter, incl. electrode holder and OKC 50 connector	0700006888	
Return cable kit 3 meter, incl. clamp and OKC 50 connector	0700 006 903	
Return cable kit 5 meter, incl. clamp and OKC 50 connector	0700 006 889	
OKC 50 male contact	0160 360 881	
ER 1 Remote control. 5 m (16.4 ft) interconnection cable, 6 pin, included	0445 536 881	
ER 1 Remote control. 10 m (32.8 ft) interconnection cable, 6 pin, included	0445 536 882	
3 ER 1 Remote control. 25 m (82 ft) interconnection cable, 6 pin, included	0445 536 883	

Product Name	Part No.	
Interconnection cable, 6 pin, 5 m (16.4 ft)	0445 280 880	
Interconnection cable, 6 pin, 10 m (32.8 ft)	0445 280 881	
Interconnection cable, 6 pin, 25 m (82 ft)	0445 280 882	
1 to 3 phase adapter Note: Only for use with Renegade ES 300i (0445 100 880), ET 300i (0445 100 900) and ET 300iP (0445 100 920)	0445 139 880	
Renegade analogue remote kit	0445 840 880	
Remote Control MMA3, 10 m	0445 870 880	
Remote Control MMA3, 25 m	0445 870 881	
Interconnection cable for analogue remote control MMA3, 10 m	0445 693 880	
Interconnection cable for analogue remote control MMA3, 25 m	0445 693 881	
Interconnection cable for analogue remote controls AT1 and AT1 C/F, 10 m	0445 694 880	
1 Interconnection cable for analogue remote controls AT1 and AT1 C/F, 25 m	0445 694 881	

MMA/TIG DC Fabricator ES 410iC

Part Number	0447100881
-------------	------------



STEP 1

Powersource Selection

Technical Information	
Input voltage	400 V +/- 15%, 3ph 50/60Hz
Voltage/Current range TIG DC MMA	30 A / 21,2 V - 410 A / 36,4 V 10 A / 10,4V - 410 A / 26,4 V
Open circuit Voltage U0 Max VRD deactivated VRD function activated	76 V 13,5 V
Efficiency Efficiency TIG @ Max Current Efficiency MMA @ Max Current	86% 88%
Power factor TIG @ Max current	0.79
Power factor MMA @ Max current	0.82
Permissible load TIG (GTAW)	410 A / 26,4 V @ 60% 310 A / 22,4 V @ 100%
Permissible load MMA (SMAW)	410 A / 36,4 V @ 60% 310 A / 32,4 V @ 100%
Idle state power (fan stop running)	40 W (VRD OFF) 15 W (VRD ON)
Continual sound pressure at no load	<70db (A)
Dfuse slow	32 A
Operating temperature	- 10° + 40° C (+14° to +104° F)
Enclosure class	IP23S
Insulation class	F
Application class	S
Dimension L x W x H	525 x 280 x 475mm
Weight	35,5 kg
Approvals	CE, ECODesign

Panel Information

Product Family	Product Name
MMA machine	Fabricator ES 410iC

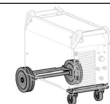
Panel Functions

Processes	MMA Setting	Other functionalities
MMA	Hot Start - Adjustable with knob	VRD ON/OFF
MMA Cellulosic - XX10	Arc Force - Adjustable with knob	Local/Remote
TIG DC - Live Tig		
Gouging		

STEP 2

Trolley Selection

Product Family	Product Name	Ordering part number	Gas bottle
Accessory	Wheel kit for powersource	0447996127	No


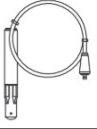
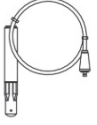


STEP 3

Torches Selection

Cooling	Duty cycle	Electrode Ø	Module	Handle	4m	Model
Gas	200 A @ 60%	0,5 - 4,0 mm	Trigger	Large	0700025530	EXEOR TIG SR 26V HD

STEP 4**Accessories Selection**

Product Name	Part No.	
MMA 4 Analogue Remote Control incl. 10 m cable and 8-pin connector	0700 500 084	
MMA welding cable 400A, Twist, 50 mm 2, 5 m, OKC50 (Handy 400)	0700 006 890	
MMA welding cable 500A, Twist, 50 mm 2, 5 m, OKC50 (ESAB 500)	0700 006 892	
Return cable 500A, 50 mm 2, 5 m, OKC 50 (EG 600)	0700 006 893	