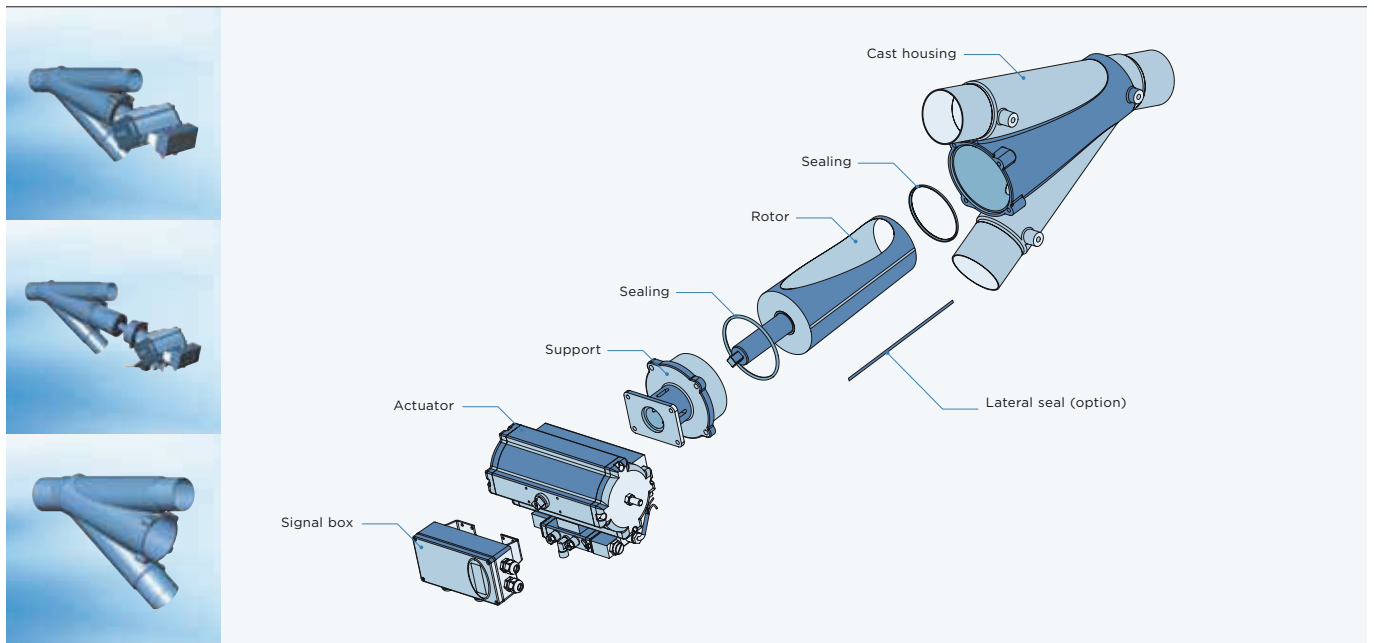
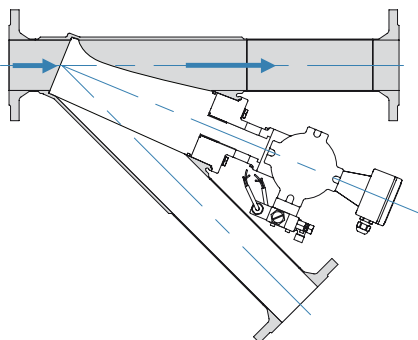


Two way diverter Valve WYK.

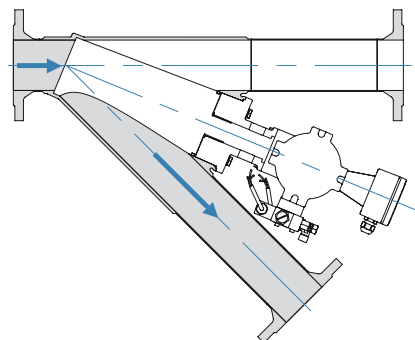
- _ Pipe sockets, flanges or thread for diary coupling*
- _ Suitable for fluid group 2 according PED
- _ Applicable in EX zones (additional accessories required)
- _ Product wetted surfaces Ra = 3.2 µm, option Ra = 0.8 µm
- _ CIP version, cleaning without dismantling (cleaning in place), EHEDG certified



Straight through:

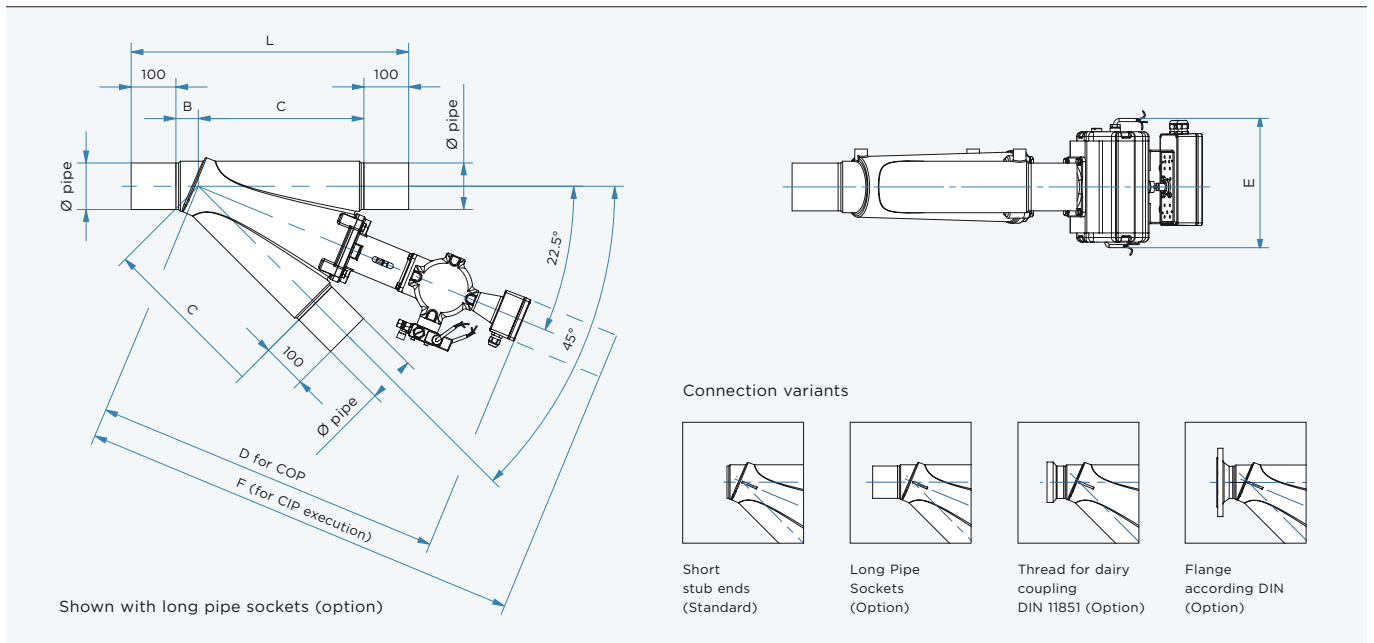


Diverted:



DIVERTER VALVE | WYK

PRESSURE RANGE	5 bar (73 psi), system and differential pressure
OPERATION TEMPERATURE	-20°C up to 100°C
APPLICATION	For distribution or collection in pneumatic conveying systems
DESIGN	One channel diverter in cone design
SEAL CONFIGURATION	Elastomer seal, tight clearances between Rotor and housing at CIP execution
MATERIAL OF CONSTRUCTION	Stainless steel



	Inlet/Outlet				Other dimensions						Weight kg	
	A (DIN)	A (ANSI)	Ø A	Ø pipe	B	C	D	E	F	L	WYK	WYK-CIP
WYK 65	ND 65	2 1/2"	66	70x2	40	290	700	300	880	530	30	35
WYK 80	ND 80	3"	81	85x2	50	335	750	300	930	585	35	40
WYK 100	ND 100	4"	100	104x2	50	370	800	300	1000	620	40	50
WYK 125	ND 125	5"	125	129x2	60	450	950	350	1200	710	80	90

Dimensions in mm