

# tesa® ACX<sup>plus</sup> – Intelligent Bonding for the Partition Wall Industry

Constructive Bonding Solutions with tesa® ACX<sup>plus</sup>

APPLICATION FOLDER



## tesa® ACX<sup>plus</sup> – Bonding Solution for Partition Walls clean, fast & optimal aesthetic design

Today's modern construction design utilize a variety of transparent materials, rendering crisp and clean finishes. This is especially true with the glass partition wall industry where manufacturers are tasked with producing aesthetically pleasing yet functional wall units.


Recognizing this need, tesa has developed an innovative product family: tesa® ACX<sup>plus</sup>. This new category of double sided tapes consists of a high performance acrylic system that can outperform most conventional fastening methods like silicone or liquid glue.

For each application within the partition wall industry, we offer you the right solution:

If high transparency is required, we recommend our ultra transparent tesa® ACX<sup>plus</sup> family which creates an invisible bond on many different substrates such as glass, polycarbonate, aluminum and many more. This product is uniquely designed for slim designs where glass-to-glass applications come into play.


We also offer a black tape for sleek, sophisticated bonding. We invite you to learn more about our assortment and the variety of solutions.

### Glass-to-Glass Bonding




#### Edge-to-Edge Bonding

Bonding glass panels to one another in order to achieve an invisible appearance and prevent the panels from drifting apart.



#### Corner Attachment

Bonding glass panels with a 45° angle in order to have an invisible and optically clear corner.




#### T-Block Attachment

Bonding room dividers.

- ^ tesa® ACX<sup>plus</sup> 7056, 7058 or 75530 – highly transparent tape
- ^ tesa® ACX<sup>plus</sup> 7076, 7078 or 70730 – dark black tape

- High initial tack on glass
- Viscoelastic tape is able to compensate for unevenness
- Excellent resistance against UV, temperature, humidity and chemicals
- Reliable and durable bond for decades
- Complete seal mitigating noise and smell transfer

### Glass on Aluminum Frame



Bonding glass or laminated wood into or onto an aluminum frame for fast and easy construction and an optimal appearance of the partition wall.

- **tesa® ACX<sup>plus</sup> 7055 – highly transparent tape**
  - **tesa® ACX<sup>plus</sup> 7074 – dark black tape**
- High bonding strength on glass, laminated wood and aluminum
  - Viscoelastic core can compensate different thermal elongation of bonded parts
  - Products are certified & tested by TÜV Rheinland, ift Rosenheim, MPA Stuttgart and CSTB in France
  - Outstanding temperature and aging resistance

### Glass on H-Profile




Bonding a slim and nearly invisible H-Profile between two glass panels.

- **tesa® ACX<sup>plus</sup> 7054 – highly transparent tape**
- Easy adjustment of tolerances
  - Good noise damping effect
  - Visco-elastic tape is able to compensate tolerances and unevenness in bonded materials
  - Improving the quality and value of your profile with a tesa® branded liner



## Benefits – tesa® ACX<sup>plus</sup> vs. silicone

	Description	Details
	Immediate bonding, no drying process	<ul style="list-style-type: none"> <li>fast and efficient production – saves time</li> <li>faster processing and transport/storage-possible</li> </ul>
	Clean production process	<ul style="list-style-type: none"> <li>clean production site</li> <li>healthy working environment</li> <li>no unpleasant smell</li> </ul>
	No squeezing at bonding area	<ul style="list-style-type: none"> <li>less rework</li> <li>optimal aesthetic design</li> </ul>
	Constant thickness of bonding area	<ul style="list-style-type: none"> <li>accurate and stable production process</li> <li>better quality of end product</li> </ul>
	Invisible bonding	<ul style="list-style-type: none"> <li>mounting of transparent materials</li> <li>no yellowing over time / resistance to UV light &amp; chemicals</li> </ul>
	No application tools needed	<ul style="list-style-type: none"> <li>no need to carry additional tools</li> <li>less investment costs</li> </ul>

## Technical data

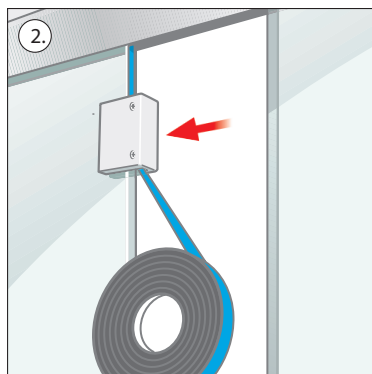
tesa® ACX <sup>plus</sup> Family	tesa® ACX <sup>plus</sup> Product	Thickness without liner [µm]	Construction	Colour	Liner*	Adhesion [N/cm] after 72h dwelling time			
						Steel	PMMA	Aluminum	Glass
705x High Transparency	tesa® 7054	500	solid pure acrylic	transparent	PV 22, PV 24	19	12	19	17
	tesa® 7055	1000				24	17	24	24
	tesa® 7056	1500				27	19	24	26
	tesa® 7058	2000				29	22	24	28
	tesa® 75530	2900				27	20	26	32
707x High Resistance	tesa® 7074	1000	foamed pure acrylic	black	PV 22, PV 24	30	15	25	32
	tesa® 7076	1500				35	19	28	36
	tesa® 7078	2000				40	23	32	40
	tesa® 70730	2900				44	-	38	39

\* PV 22: PE coated paper liner – tesa® ACX<sup>plus</sup> branded, PV 24: HDPE filmic liner blue

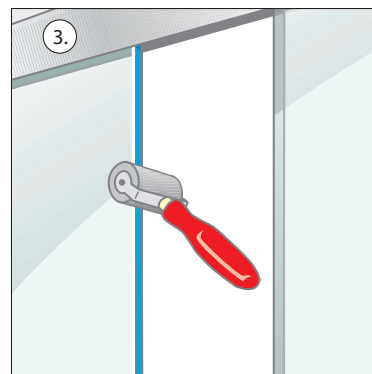
## Application Guide



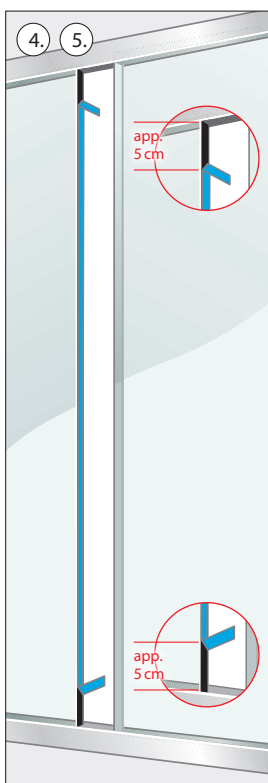
1. Clean glass edges with pure alcohol (Isopropanol/Ethanol), free of any additives.



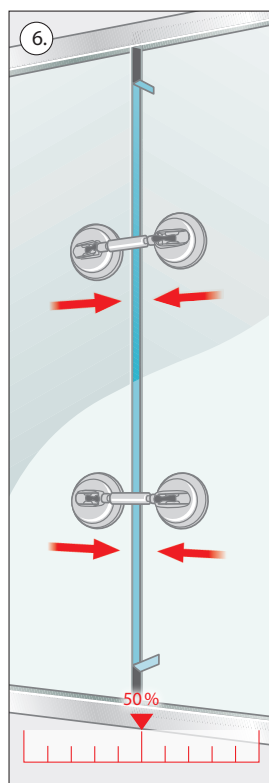
2. Apply the tape to one edge of the glass. By using the tesa® edge applicator a straight line and quick assembly will be assured.



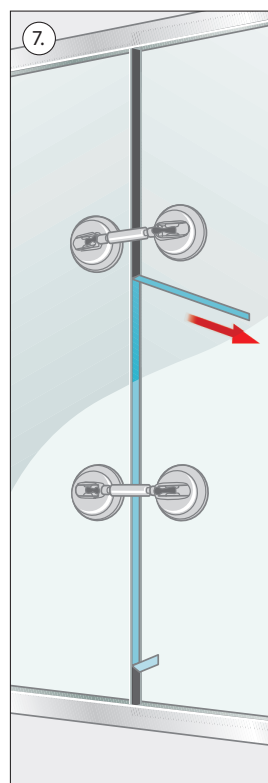
3. Pressure is essential for good adhesion performance and to avoid air bubbles. For optimal results we recommend a uniform pressure during application e.g. by a pressure roller.



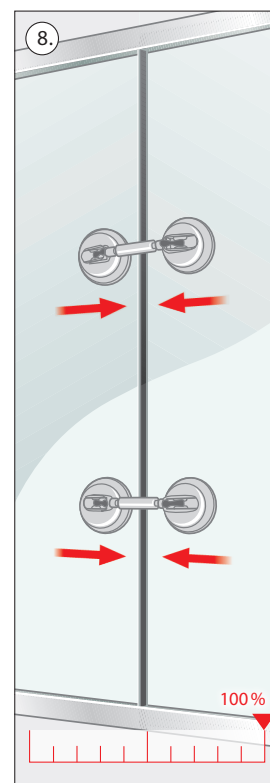
4. Remove approximately 5 cm of the Liner at the bottom and the top and turn it to the back side.  
5. Slide the glasses together and adjust vertical fitting of both glass walls.



6. Join the glass panels together by using medium force of the vacuum device before removing the liner.



7. Remove Liner carefully and avoid any stretching of the tape.



8. Final adjustment of force to reach optimal bonding results of both glass edges.

## Excellent quality and global support for the Partition Wall Industry

With over 50 subsidiaries tesa SE is present in 100 countries to market its products. Our trusted portfolio of more than 7,000 products is subject to the strictest quality controls and certifications. To best serve our customers all around the globe, our comprehensively certified products are stocked by regionally managed warehouses that guarantee rapid and reliable delivery.



Based on over 75 years of experience in the production of self-adhesive tapes and system solutions, tesa prides itself in having an in-depth understanding of its customer processes and needs in order to provide high class technical support and to select the best solution for your application.

### Further Information Material

For more detailed information regarding tesa® ACX<sup>plus</sup>, please refer to the following Information material or contact your local tesa sales representative.

- tesa® ACX<sup>plus</sup> Products & Applications
- tesa® ACX<sup>plus</sup> Products & Hints and Tips for the right tape application
- tesa® ACX<sup>plus</sup> Complementary Assortment
- tesa® ACX<sup>plus</sup> Application Guideline for Glass Partition Walls



tesa® products prove their impressive quality day in, day out in demanding conditions and are regularly subjected to strict controls. All information and recommendations are provided to the best of our knowledge on the basis of our practical experience. Nevertheless tesa SE can make no warranties, express or implied, including, but not limited to any implied warranty of merchantability or fitness for a particular purpose. Therefore, the user is responsible for determining whether the tesa® product is fit for a particular purpose and suitable for the user's method of application. If you are in any doubt, our technical support staff will be glad to advise you.

### HEADQUARTERS

#### tesa SE

Quickbornstraße 24  
20253 Hamburg, Germany  
Phone: +49 40 4909 101  
Fax: +49 40 4909 6060  
[www.tesa.com](http://www.tesa.com)



The tesa management system is certified according to the standards ISO 9001 and ISO 14001.

