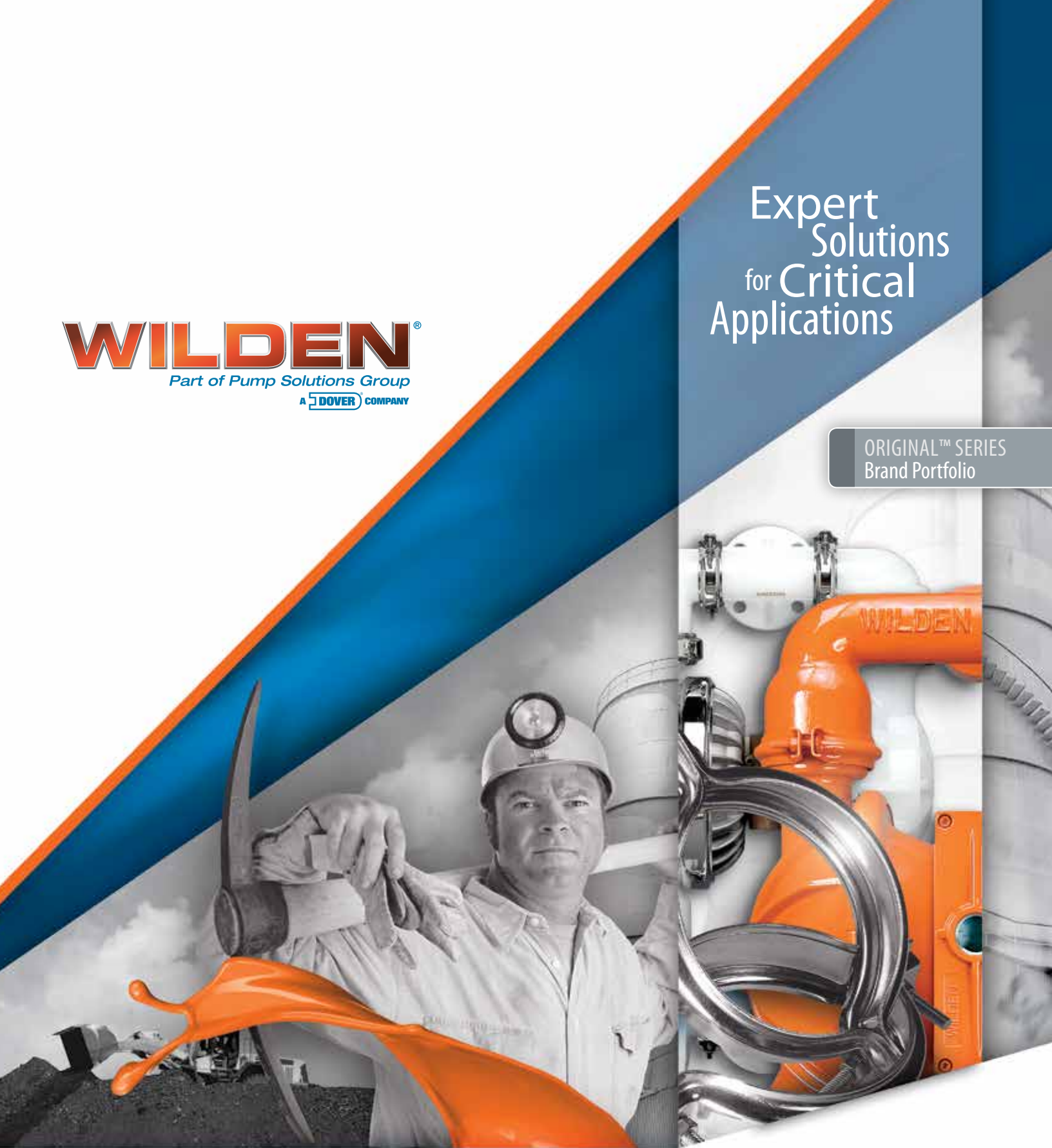


WILDEN[®]
Part of Pump Solutions Group
A **DOVER** COMPANY

Expert
Solutions
for Critical
Applications

ORIGINAL[™] SERIES
Brand Portfolio



Where Innovation Flows

www.wildenpump.com

ORIGINAL[™] CLAMPED METAL PUMPS
ORIGINAL[™] CLAMPED PLASTIC PUMPS



Wilden: The Power Behind Fluid Transfer



Ceramics



Chemical



Dry Powder



Mining



Oil & Gas



Paint & Inks

Original[™] Solutions

Since 1955 Wilden Pump and Engineering LLC has been the global leader in air-operated double-diaphragm pumps (AODDP). Wilden is deeply committed to the pursuit of excellence, customer satisfaction, research & development and market knowledge. As a premier organization, Wilden has the infrastructure, knowledge base and intellectual capital to exceed your expectations worldwide.

Our world-class distributor network ensures that you will have access to the latest pump technologies and fluid transfer services available. Wilden and its distributor network are devoted to your industries, applications and processes, servicing your needs with world-class products, delivery and best of class expertise. Put us to the test and contact your local distributor today at:

www.wildendistributor.com

Unique Characteristics

- Air-operated pumps (non electrical)
- Self priming
- Run-dry capable
- Anti-freezing technology
- Deadhead without damage
- Variable flow & pressure
- Intrinsically safe
- Lube-free operation
- On/Off reliability
- Large solids passage
- Ease of operation and maintenance

Applications

- Solvents
- Acids
- Caustics
- High viscosity
- High pressure
- Large solids
- Abrasive media
- Hazardous & flammable liquids
- Clean-room fluids



Plating & Finishing



Pulp & Paper



Sanitary



Semiconductor



Waste Treatment





Installation Versatility

Self-Priming

- Portable
- High vacuum
- Run-dry capable
- No heat generation



Positive Suction Head

- Preferred installation for high viscosity applications
- Flow-through capability
- Inlet pressure should be limited to 0.7 bar (10 psig) to maximize parts life



Submerged

- Air-operated pumps (non electrical)
- Single-point exhaust option required for submersible applications
- Multiple material options available for process fluid compatibility



MARKETS SERVED

ENERGY

Wilden's pumping solutions are leading the way in energy efficiency in storage terminals, biofuels and solar cell manufacturing. Wilden pumps play a vital role as transfer points from one mode of transportation to another and as safe, secure storage locations until product transfer is needed. Wilden is also committed to helping build a clean energy economy through the use of biofuels.

Typical Applications Handled:

- Raw crude oil
- Chemicals
- Caustics
- Ethanol
- Biodiesel
- Gases
- Crude oil
- Refined petroleum products
- Solvents
- Solar cell manufacturing
- Petroleum
- Lube oils
- Gasoline
- Diesel fuel

PROCESS

Wilden is a recognized leader in the process industries as you can find Wilden pumps in many of the top chemical, food and beverage and pharmaceutical plants around the world.

Typical Applications Handled:

- Acids
- Solvents
- General chemicals
- Pulp and paper
- Low solvent coating
- Caustics
- Soap & detergents
- Paints, inks & coatings
- Cosmetics
- Solvent-less coating
- Alcohols

HYGIENIC

Wilden offers a wide range of hygienic and bio-pharmaceutical pumps for various food, beverage, dairy, personal care and pharmaceutical applications. When it comes to safety, performance and gentle transfer solutions, trust Wilden: the evolution of clean.

Typical Applications Handled:

- Personal care
- Confectionary
- Fruits and vegetables
- Poultry, fish and meat
- Filling/batching
- Dairy
- Pharmaceutical/biopharm
- Sauces, purees and beverages
- High purity product transfer
- Ingredient receiving / unloading

WATER/WASTEWATER


Wilden plays a critical role in handling and transferring fluids used in municipal and industrial water and wastewater plants.

Typical Applications Handled:

- Wastewater systems
- Rehabilitation systems
- Distribution
- Metal fabrication
- Potable water systems
- Water treatment supply
- Collection and disposal







STATE OF THE ART

Air Distribution System

The Pro-Flo[®] SHIFT is the new standard for AODD pumps. The innovative, yet simple, Pro-Flo[®] SHIFT Air Distribution System (ADS) features an “air control spool” that automatically optimizes air consumption and eliminates the overfilling that can lead to overcharging of the air chamber, all while causing no corresponding reduction in flow rate.

The Pro-Flo[®] SHIFT’s revolutionary ADS design meters the air flow, allowing for just enough air to keep the pumping process operational. The results are a reduction in air consumption and operational costs while maximum operational efficiency and volumetric consistency are maintained.

Now is the perfect time to shift your thinking in AODD pump performance with the “game-changing” Pro-Flo[®] SHIFT.



Market Position:

- Cost efficient: 50% less expensive than an electronically actuated ADS
- Faster return on investment
- Robust design for harsh operating conditions
- Metered air consumption for less product waste
- Creates the highest performance ratio
- Superior flow rate
- Superior anti-freezing
- Single-point exhaust option
- Lube-free operation
- Reduced maintenance costs
- ON/OFF reliability
- Environmental sensitivity

Features:

- Simple and durable pump design
- Simple components
- Faster, easier setup time
- Plug-N-Play operation
- No electricity needed
- Precise flow rate at start-up
- Non-stalling unbalanced spool

- Drop-in configuration capability
- Reduced energy consumption
- Lower carbon footprint
- ATEX-compatible for use in explosive atmospheres

Application Traits:

- Greater yield per SCFM of air used
- Wider application range
- Repeatable, predictable performance
- Less product waste
- Max. Mean Time Between Repair (MTBR)
- Increased application range/compatibility
- Minimum training required
- No special skill set needed for maintenance or operation

Availability:

- 38 mm (1-1/2")
- 51 mm (2")
- 76 mm (3")

SHIFTING PERFORMANCE TO A WHOLE NEW LEVEL.



Market Position:

- Variable control (discharge flow rates & air consumption)
- Superior flow rate
- Superior anti-freezing
- Single-point exhaust option
- Lube-free operation
- ON/OFF reliability
- Most efficient flow rate per air consumption usage
- ATEX models available

Features:

- Efficiency Management System (EMS™)
- Metal and plastic material options
- Non-stalling unbalanced spool
- Simple and durable design

Application Traits:

- Maximize performance and efficiency
- Process applications
- Max. Mean Time Between Repair (MTBR)

Availability:

- 13 mm (1/2")
- 25 mm (1")
- 38 mm (1-1/2")
- 51 mm (2")
- 76 mm (3")
- 102 mm (4")



Market Position:

- Anti-freezing
- ON/OFF reliability
- Longest-lasting wear parts
- Lube-free operation

Features:

- Plastic center block
- Non-stalling unbalanced spool
- Simple and durable design

Application Traits:

- Maximum reliability
- Process applications
- Max. Mean Time Between Repair (MTBR)

Availability:

- 6 mm (1/4"), 13 mm (1/2"), 25 mm (1"), 38 mm (1-1/2"), 51 mm (2")



Market Position:

- Direct electrical interface
- Superior ON/OFF reliability
- Reduced systems costs
- Lube-free operation

Features:


- Externally controlled
- Various voltage options
- Nema 4, Nema 7 or ATEX
- Simple installation

Application Traits:

- System automation
- 4-20 mA pH Adjusting
- Batching applications
- OEM accounts

Availability:

- 6 mm (1/4"), 13 mm (1/2"), 25 mm (1")



Market Position:

- Low initial cost
- Largest installed base
- Proven technology
- Originated the AODDP industry

Features:

- Metal air distribution system
- Durable
- Fewest replaceable parts
- Ease of maintenance

Application Traits:

- Utilitarian type applications
- Robust design
- Submersible
- Portable

Availability:

- 13 mm (1/2"), 25 mm (1"), 38 mm (1-1/2"), 51 mm (2"), 76 mm (3")



Progressive Diaphragm Technology

Thermoplastic Elastomer (TPE)

- **Polyurethane:** An excellent general purpose diaphragm for use in non-aggressive applications. This material exhibits exceptional flex life and durability. Wilden's most economical diaphragm. Also available as part of Wilden's EZ-Install flex-profile diaphragm line.
- **Wil-Flex™:** Made of Santoprene™, this diaphragm is an excellent choice as a low cost alternative to PTFE in many acidic and caustic applications such as sodium hydroxide, sulfuric or hydrochloric acids. Wil-flex™ offers excellent abrasion resistance and durability, at a cost comparable to neoprene. Sanitary options include: full-stroke length Integral Piston Diaphragms (IPD) and a sanitary Wil-Flex™ material with a special flex profile allowing for an "easy install."
- **Saniflex™:** Made of Hytrel®, this diaphragm exhibits excellent abrasion resistance, flex life and durability. This material is FDA approved for food processing applications. This outstanding general purpose diaphragm is also available as part of the Wilden's EZ-Install flex-profile diaphragm line.
- **Geolast®:** Equivalent to nitrile (Buna-N), this diaphragm is an injection-molded material that is an excellent choice for applications requiring enhanced oil resistance. This material exhibits exceptional performance for a variety of fluids.

PTFE Elastomers

- **PTFE:** Excellent choice when pumping highly aggressive fluids such as aromatic or chlorinated hydrocarbons, acids, caustics, ketones and acetates. Wilden's legacy PTFE diaphragms exhibit good flex life; and now Wilden has coupled its knowledge of PTFE with over 55 years of diaphragm testing to bring a "full-stroke" length option for maximum yield and high suction lift, for the world's toughest applications.
- Wilden also offers PTFE integral piston diaphragms that offer superior product containment. The smooth contoured shape makes this diaphragm excellent choice for sanitary or ultra-pure applications.

Ultra-Flex™ Diaphragm Technology

- **Guaranteed longer life** – If longer life is not experienced, Wilden will send you a new set of Ultra-Flex™ diaphragms free of charge.
- Convolute shape, altered fabric placement and unique hardware work together to decrease the unit loading on the diaphragm and distribute stress.
- **MATERIAL OPTIONS:** Neoprene, Buna-N, EPDM, Viton®



Hytrel® and Viton® are registered trademark of DuPont Company
 Santoprene™ is a trademark of ExxonMobil



Rubber Elastomers

- Neoprene: An excellent general purpose diaphragm for use in non-aggressive applications such as water-based slurries, well water or sea water. Exhibits excellent flex life and low cost.
- Buna-N: Excellent for applications involving petroleum/oil-based fluids such as leaded gasolines, fuel oils, hydraulic oils, kerosene, turpentines and motor oils.
- EPDM: Excellent for use in applications requiring extremely cold temperatures. It may also be used as a low cost alternative for pumping dilute acids or caustics.
- Viton®: Excellent for use in applications requiring extremely hot temperatures. Viton® may also be used in aggressive fluids such as aromatic or chlorinated hydrocarbons and highly aggressive acids. PTFE would normally be used with these aggressive fluids as its flex life is better than Viton®; however, in applications involving suction lift outside the range of PTFE, Viton® will be the preferred choice for highly aggressive fluids.



Elastomer Temperature Limits:

POLYPROPYLENE:	0°C to 79°C (32°F to 175°F)
PVDF:	-12°C to 107°C (10°F to 225°F)
PFA:	7°C to 107°C (20°F to 225°F)
NEOPRENE:	-18°C to 93°C (0°F to 200°F)
BUNA-N:	-12°C to 82°C (10°F to 180°F)
EPDM:	-51°C to 138°C (-60°F to 280°F)
VITON® FKM:	-40°C to 177°C (-40°F to 350°F)
WIL-FLEX™:	-40°C to 107°C (-40°F to 225°F)
SANIFLEX™:	-29°C to 104°C (-20°F to 220°F)
POLYURETHANE:	-12°C to 66°C (10°F to 150°F)
POLYTETRAFLUOROETHYLENE (PTFE)¹:	4°C to 104°C (40°F to 220°F)
NYLON:	-18°C to 93°C (0°F to 200°F)
ACETAL:	-29°C to 82°C (-20°F to 180°F)
SIPD PTFE W/NEOPRENE-BACKED:	4°C to 104°C (40°F to 220°F)
SIPD PTFE W/EPDM-BACKED:	-10°C to 137°C (14°F to 280°F)
POLYETHYLENE:	0°C to 70°C (32°F to 158°F)
GEOLAST®:	-40°C to 82°C (-40°F to 180°F)

¹4°C to 149°C (40°F to 300°F) - 13 mm (1/2") and 25 mm (1") models only.

Please verify the chemical resistance capabilities and temperature limitations of elastomers and all other pump components prior to pump installation. Wilden's online Chemical guide should be consulted for specifics.

Go to www.wildenchemicalguide.com for your Wilden Chemical Compatibility Chart.

Original™ Clamped Pumps

Wilden's legendary Original™ Series pumps were designed for rugged utilitarian type of applications that require a robust design. The Original™ Series pumps ensure reliability without sacrificing ease of maintenance. Wilden's metal and plastic pump line lends itself to various processes and waste applications. Wilden pumps have the largest material and elastomer offerings in the industry to meet your abrasion, temperature and chemical compatibility challenges.

Original™ Series pumps are offered in aluminum, stainless steel, ductile iron, polypropylene, PTFE and PFA. A variety of elastomers, connection options and specialized air distribution systems are also available for your specific application needs.



Your Needs



Our Solutions

Original™ Series Pumps

- Intrinsically safe
- Self-priming
- Variable speed
- Dry-run without damage
- Single-point exhaust option
- Widest range of materials & pump sizes in the industry

Dependable

- Decades of proven application success
- Proven air distribution systems
- Simplicity of design
- Superior anti-freezing
- Increased On/Off reliability

Low Cost Alternatives

- Low cost
- Simple installation
- Ease of maintenance

The Results

Success


- Achieve higher yields
- Shear sensitive
- Portability
- Large solids passage
- Strong suction-lift capabilities
- Externally serviceable air valve
- Screen base models available

Utilitarian Solutions

- Viscous & non-viscous product transfer
- Largest chemical compatibilities
- Longest Mean Time between Repair (MTBR)
- Transfer with confidence

Cost Savings

- Efficient ADS
- Proven track record
- Optimized applications
- Lower operational costs & downtime
- Saves you money



ORIGINAL™ Series Metal Clamped Pumps

Features

- ADS: Pro-Flo® Shift, Pro-Flo®, Pro-Flo X™, Turbo-Flo, Accu-Flo™
- Anti-freezing technology
- Large solids passage
- Portable & submersible
- Screen base options
- Multiple liquid connections available
- Lube-free options

Tech Data

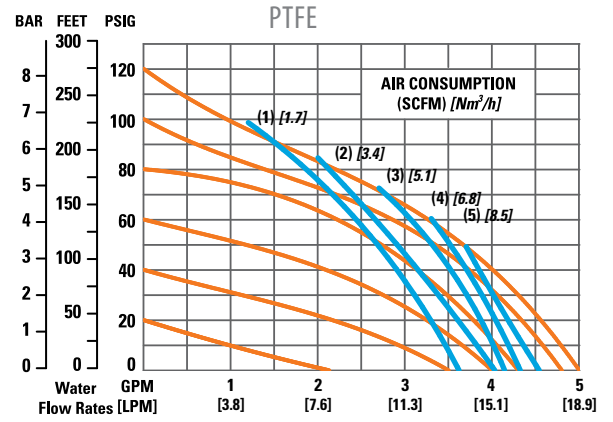
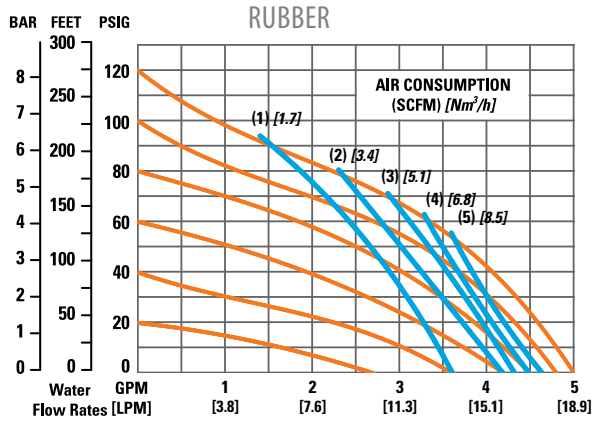
- Sizes: 6 mm (1/4") through 102 mm (4")
- Materials: Aluminum, Ductile Iron, Stainless Steel, Alloy C
- Material Temperatures: Up to 177°C (350°F)
- Elastomers: Buna-N, Neoprene, EPDM, Viton®, Wil-Flex™, Saniflex™, Polyurethane, PTFE, Geolast®

Performance Data

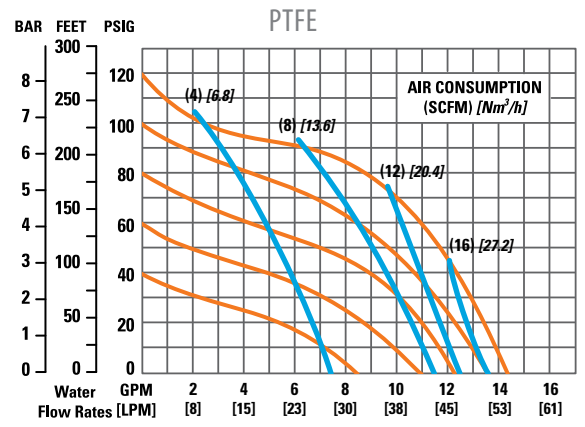
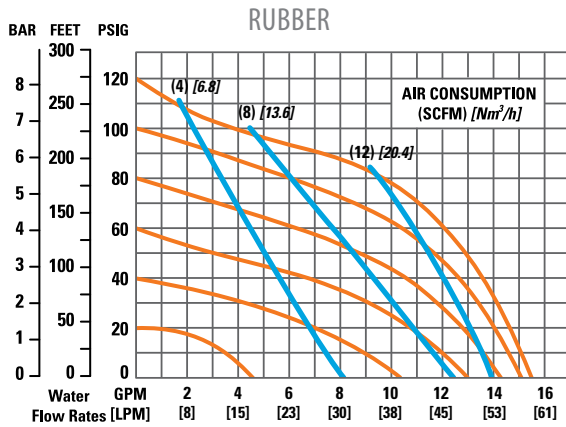
- Max. flow rate: 1211 lpm (320 gpm)
- Max. suction lift: 9.5 m (31.2') wet, 7.6 m (25.0') dry
- Max. disp. per stroke: 4.73 L (1.25 gal)
- Max. discharge pressure: 8.6 bar (125 psig)
- Max. solids passage: 35 mm (1-3/8")

METAL CURVES

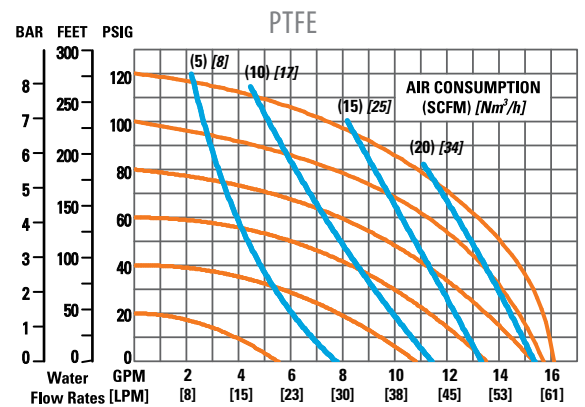
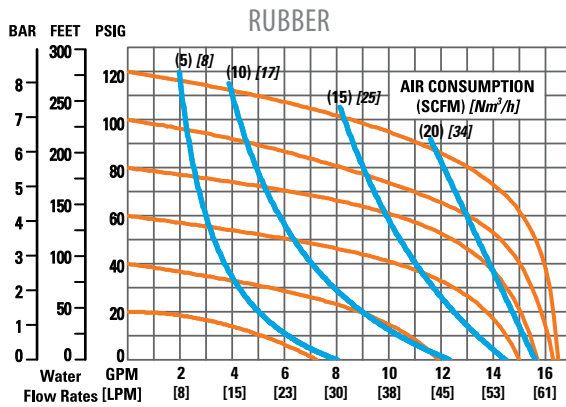
P.025
6 mm (1/4")
METAL



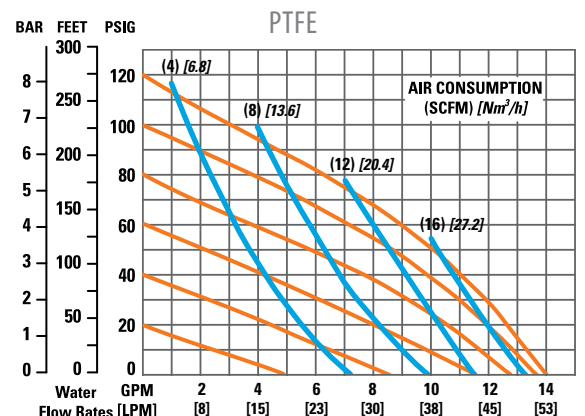
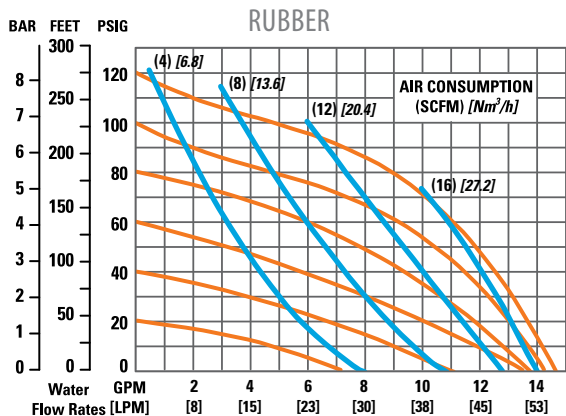
P1
13 mm (1/2")
METAL



PX1
13 mm (1/2")
METAL

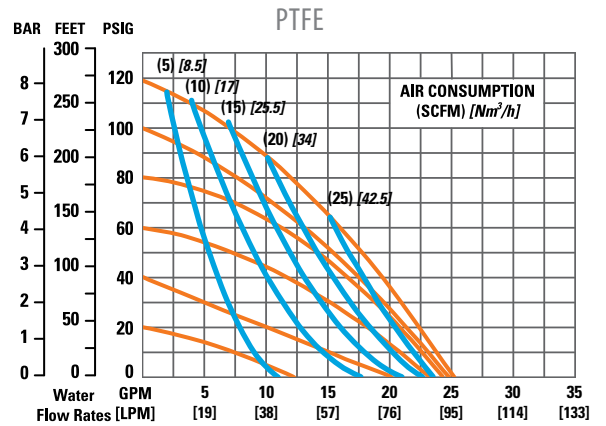
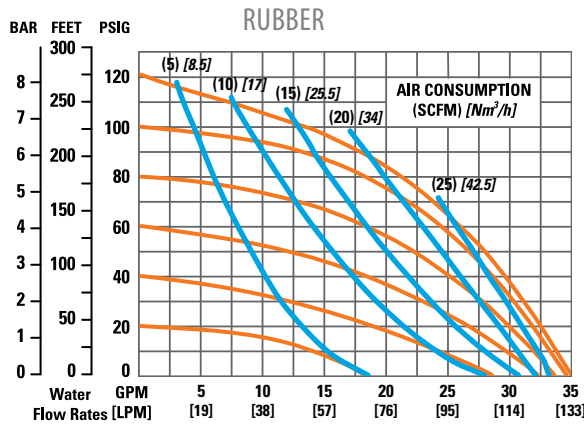


T1
13 mm (1/2")
METAL

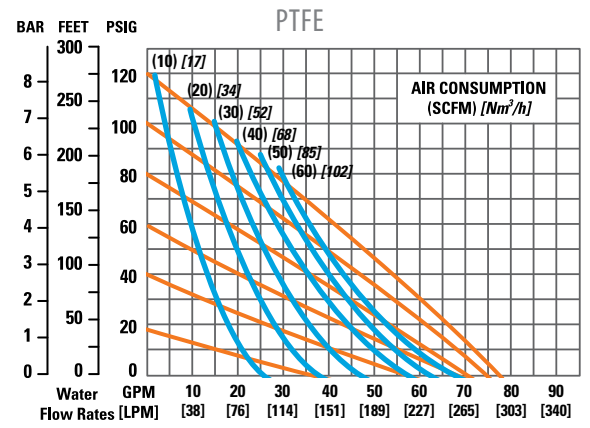
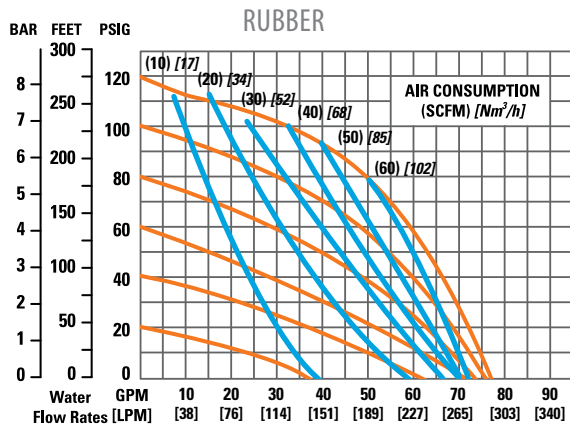


METAL CURVES

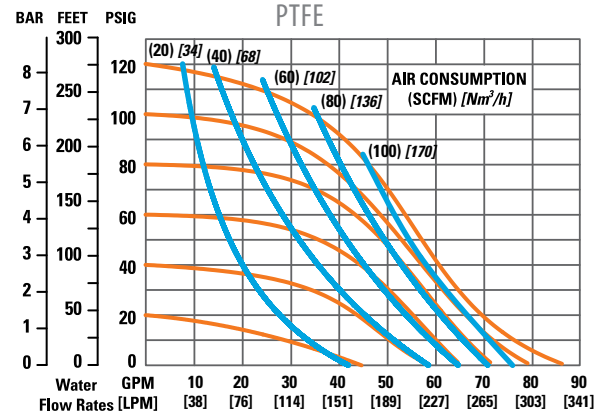
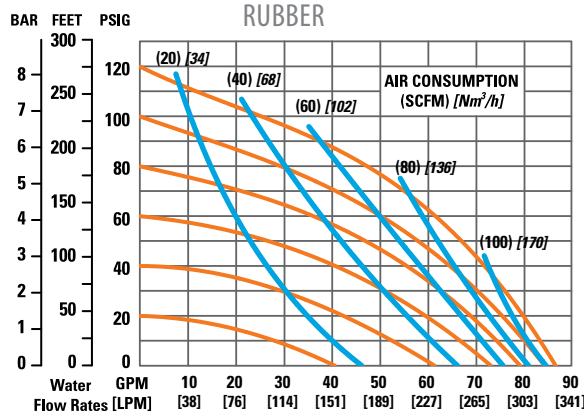
T2
25 mm (1")
METAL



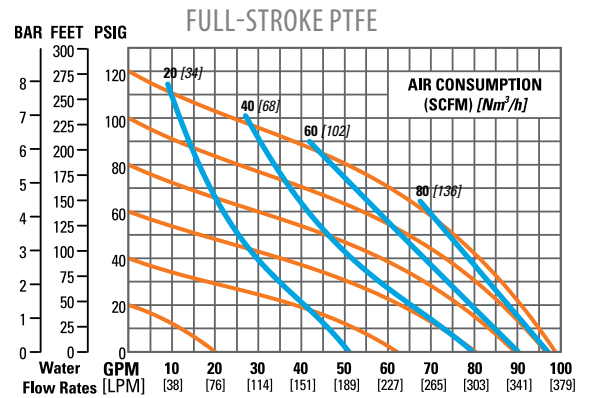
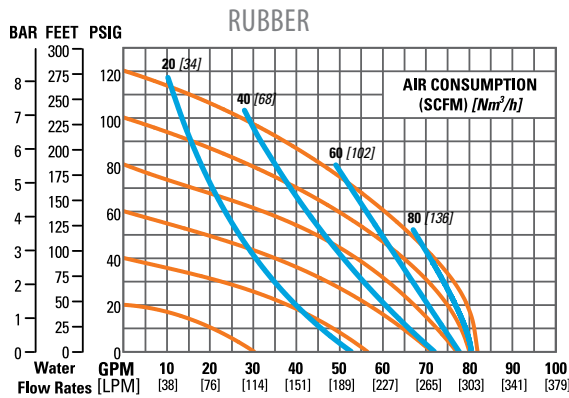
P4
38 mm (1-1/2")
METAL



PX4
38 mm (1-1/2")
METAL

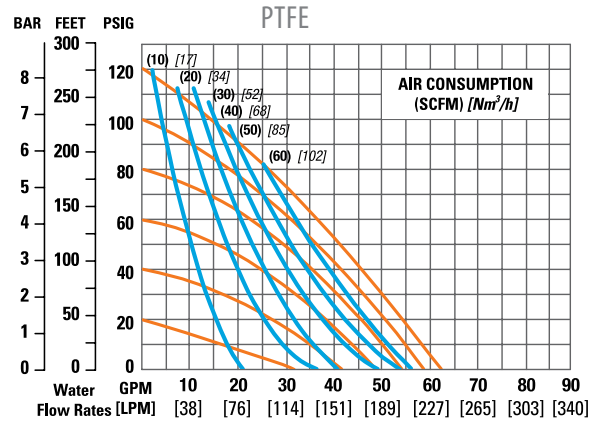
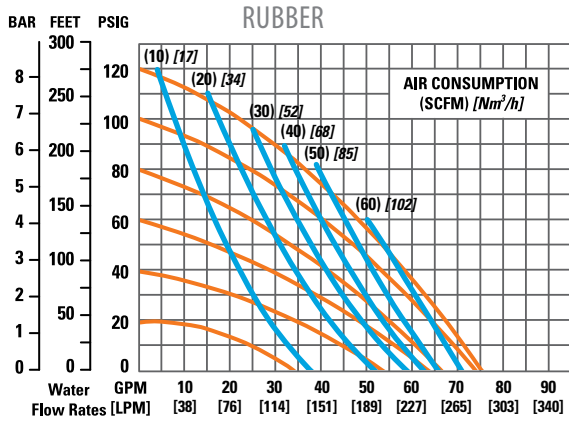


PS4
38 mm (1-1/2")
METAL

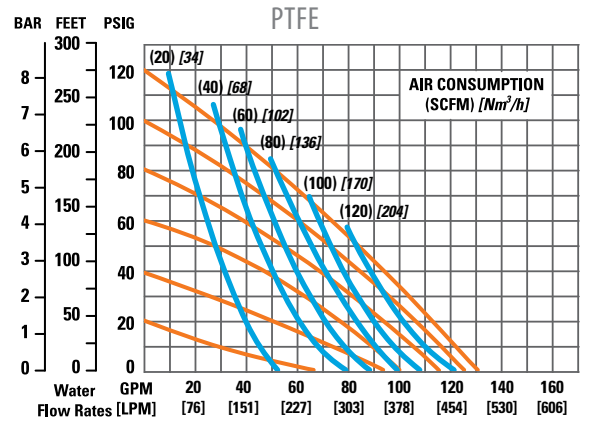
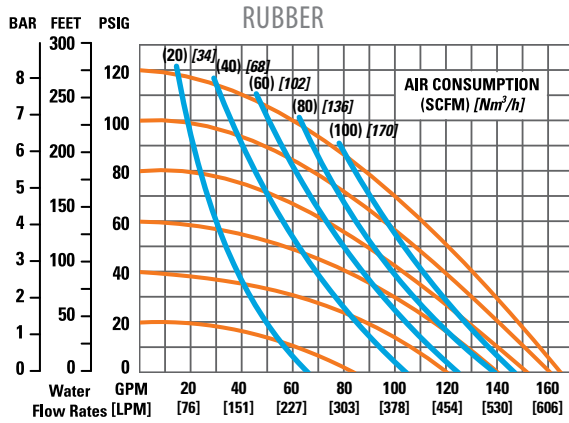


METAL CURVES

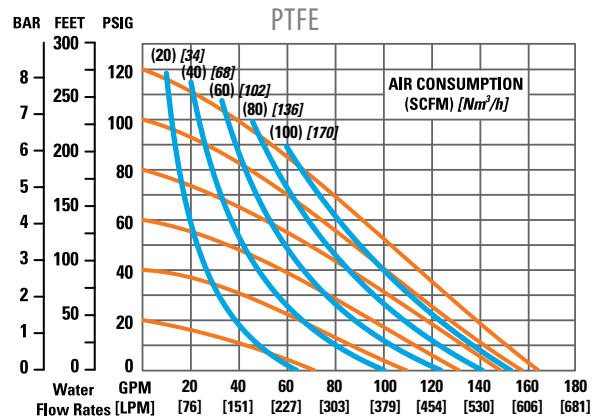
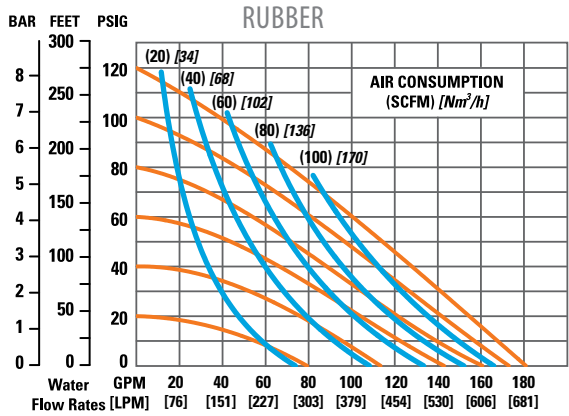
T4
38 mm (1-1/2")
METAL



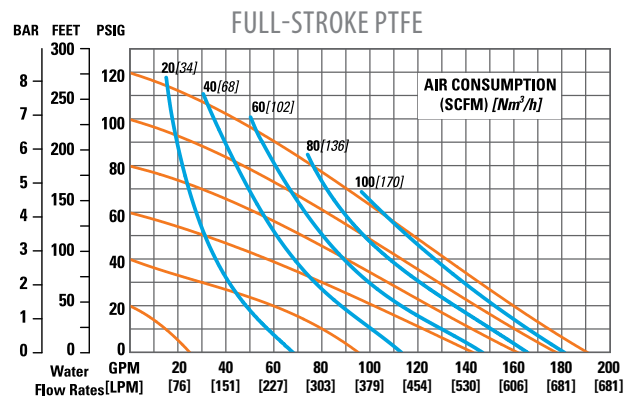
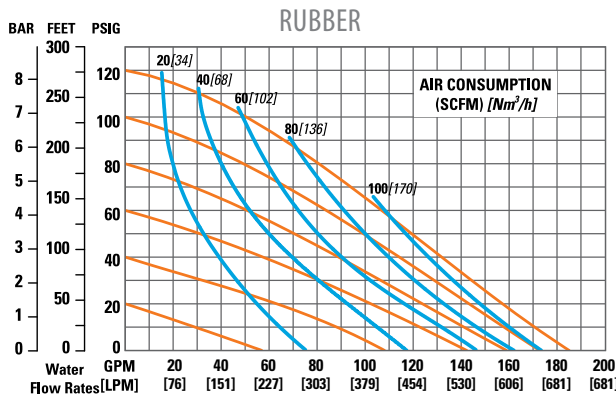
P8
51 mm (2")
METAL



PX8
51 mm (2")
METAL

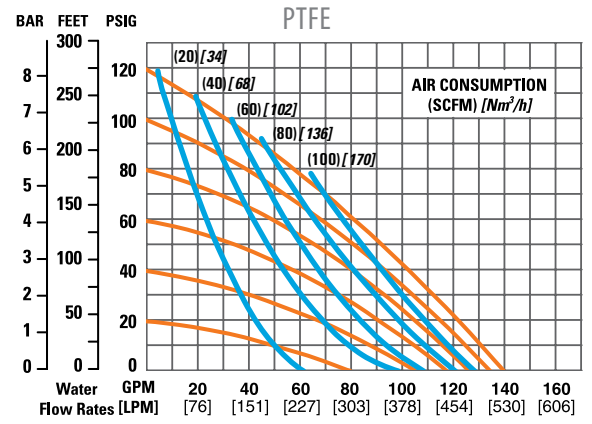
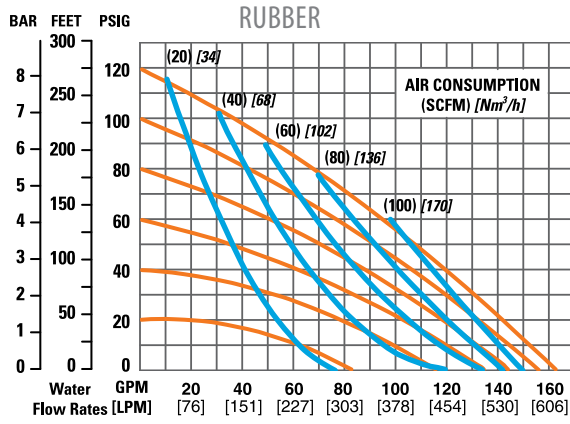


PS8
51 mm (2")
METAL

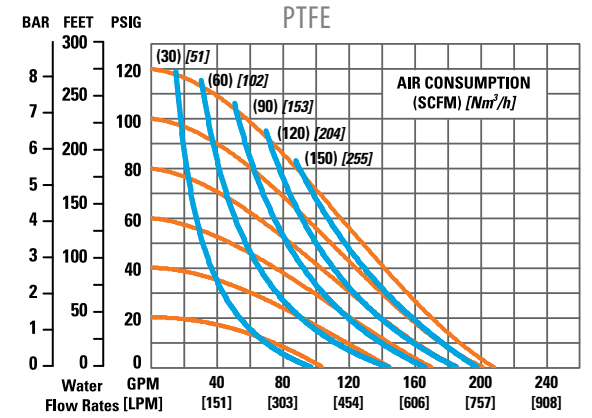
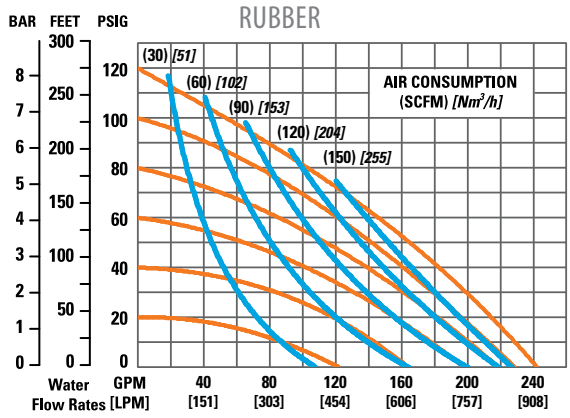


METAL CURVES

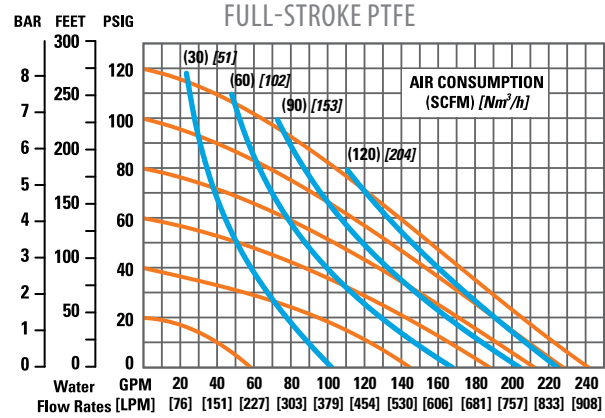
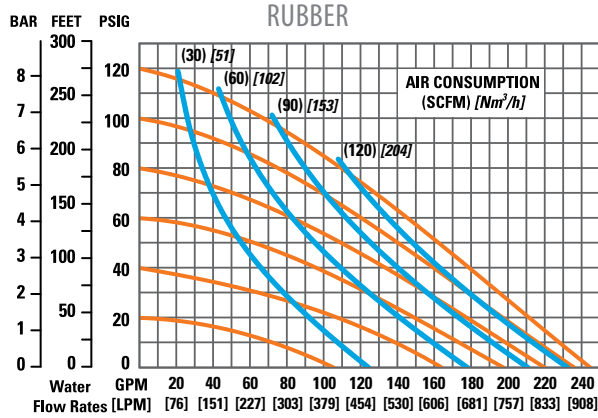
T8
51 mm (2")
METAL



PX15
76 mm (3")
METAL

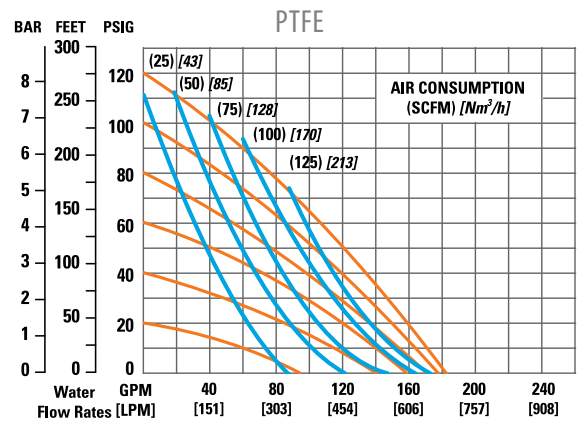
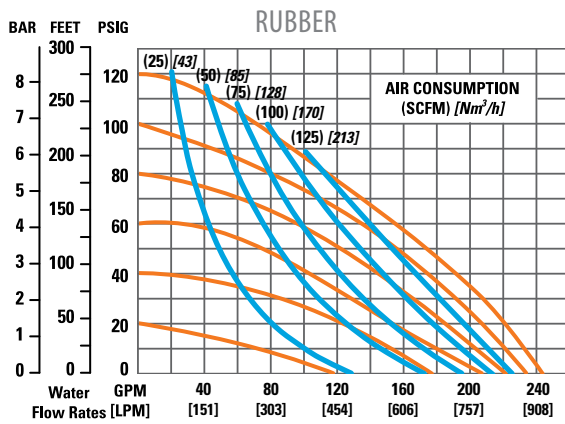


PS15
76 mm (3")
METAL

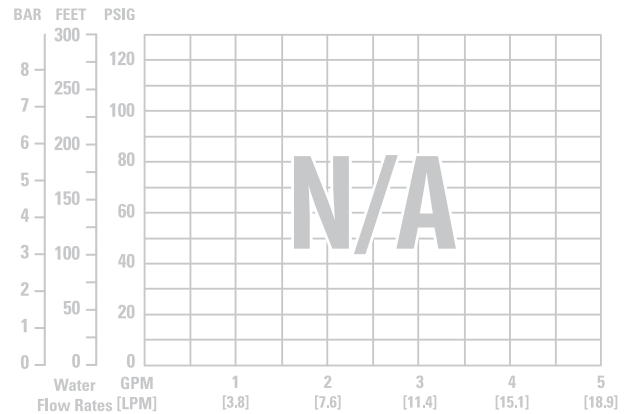
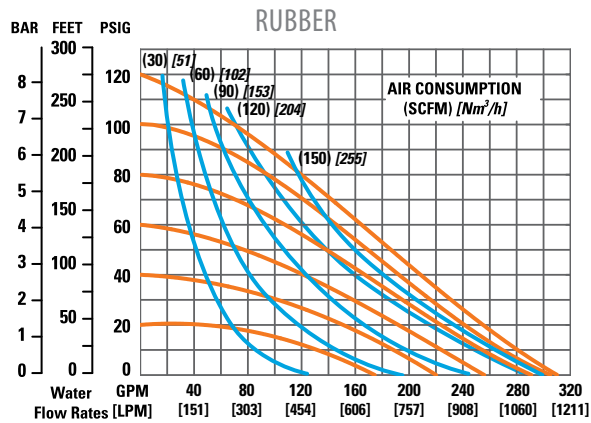



METAL CURVES

T15
 76 mm (3")
 METAL



PX20
 102 mm (4")
 METAL





ORIGINAL™ Series Plastic Clamped Pumps

Features

- ADS: Pro-Flo®, Pro-Flo X™, Accu-Flo™
- Anti-freezing technology
- Large solids passage
- Portable & submersible
- Multiple liquid connections available
- Lube-free options

Tech Data

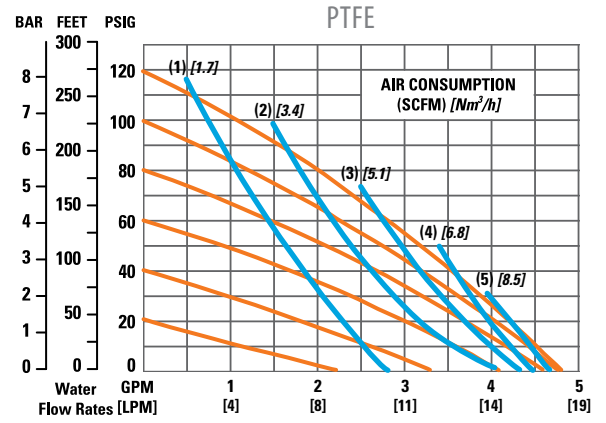
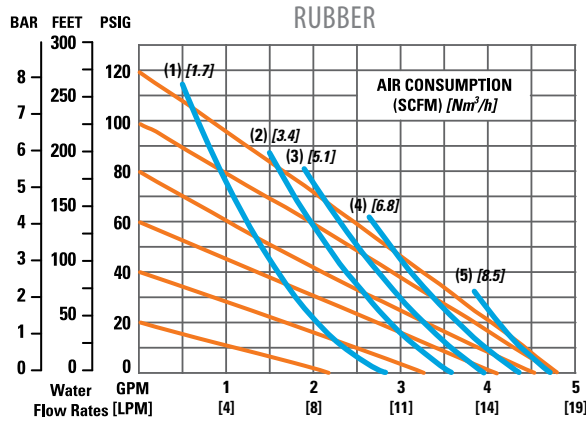
- Sizes: 6 mm (1/4") through 51 mm (2")
- Materials: Polypropylene, PVDF, PFA
- Material Temperatures: Up to 107°C (225°F)
- Elastomers: Buna-N, Neoprene, EPDM, Viton®, Wil-Flex™, Saniflex™, Polyurethane, PTFE, Geolast®

Performance Data

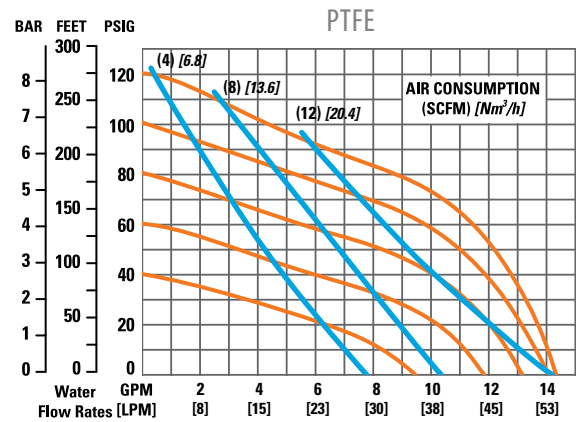
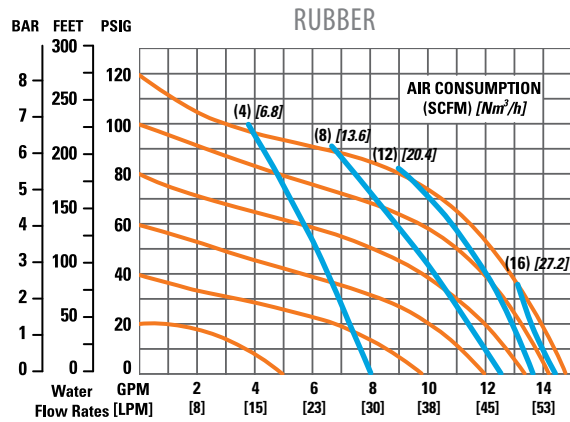
- Max flow rates: 591 lpm (156 gpm)
- Max suction lift: 9.5 m (31.0') Wet, 7.0 m (23.0') Dry
- Max disp. per stroke: 2.9 L (0.77 gal)
- Max discharge pressure: 8.6 bar (125 psig)
- Max size solids: 6.4 mm (1/4")

PLASTIC CURVES

P.025
6 mm (1/4")
PLASTIC

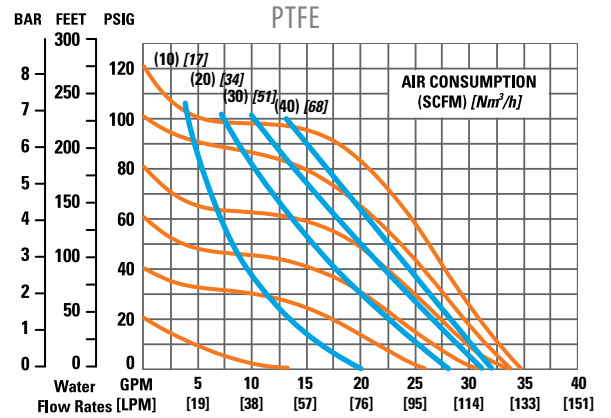
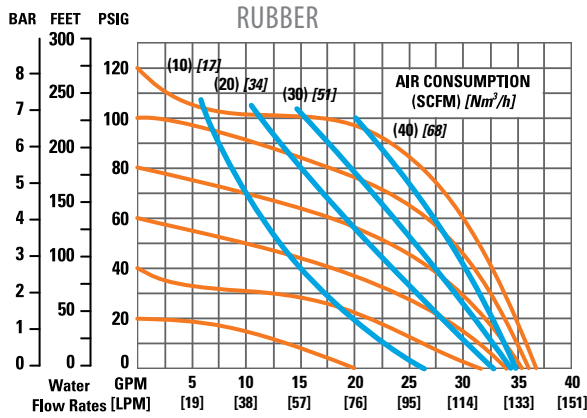


P1
13 mm (1/2")
PLASTIC

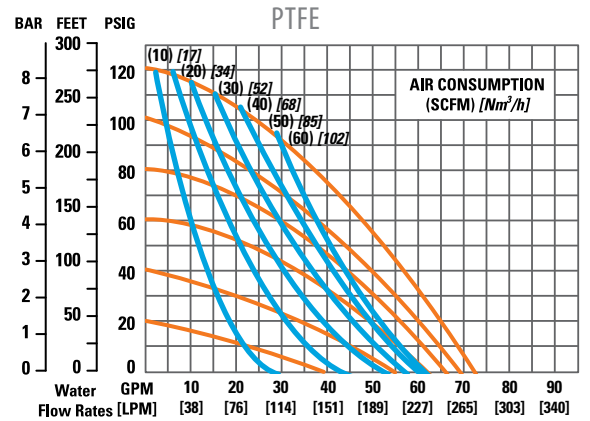
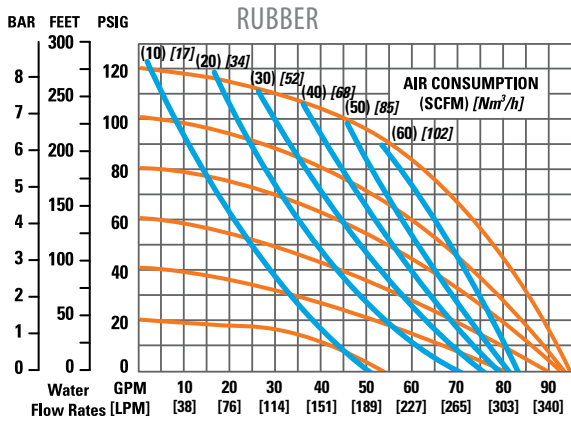


PLASTIC CURVES

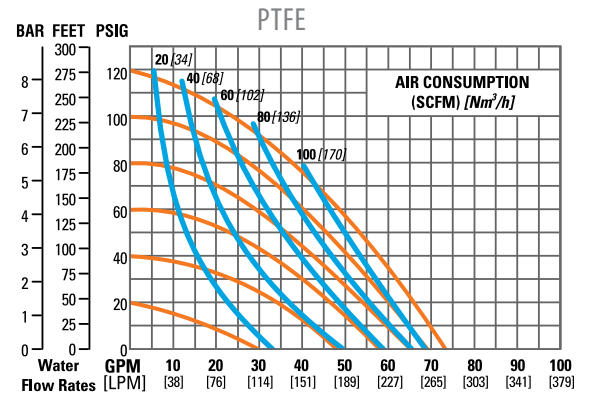
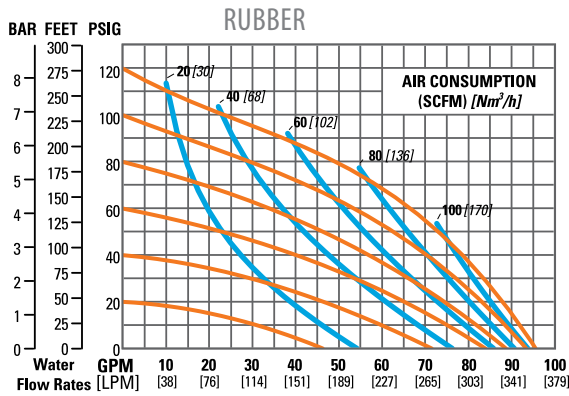
P2
25 mm (1")
PLASTIC



P4
38 mm (1-1/2")
PLASTIC

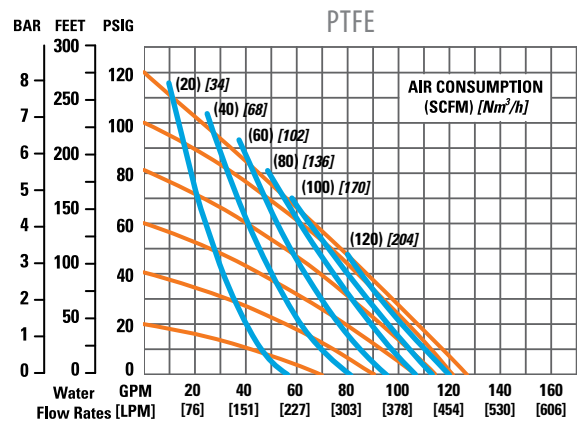
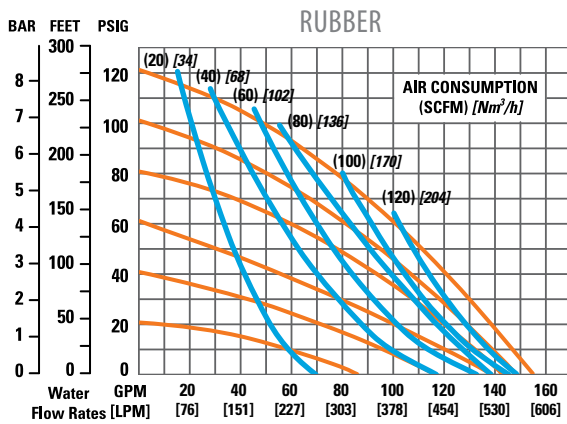


PX4
38 mm (1-1/2")
PLASTIC

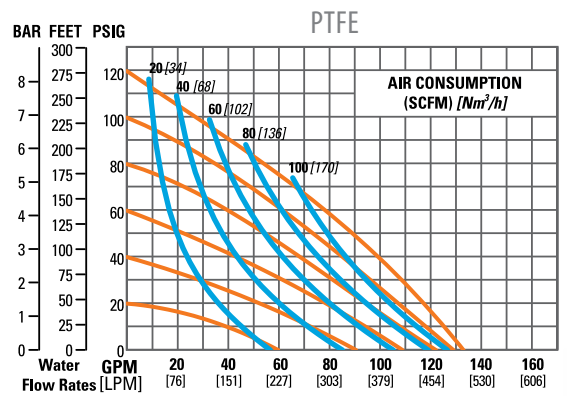
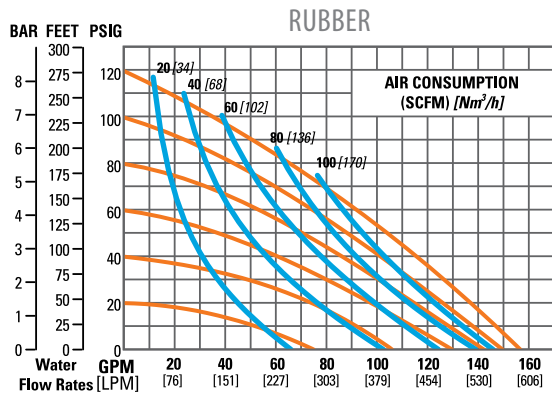


PLASTIC CURVES

P8
 51 mm (2")
 PLASTIC



PX8
 51 mm (2")
 PLASTIC





WILDEN SD Equalizer

The SD Equalizer® was designed to remove pressure variation on the discharge end of the pump. It has a flow-through design manufactured with existing Wilden pump parts. The SD series automatically sets and maintains the correct air pressure required, optimizing its effectiveness.

Features and Benefits:

- Reduces pipe vibration and shaking
- Protects in-line equipment
- Reduces water hammer
- Absorbs acceleration head
- Lowers system maintenance cost
- Suction stabilizer
- Prevents leaking at pipe fittings and joints
- Extends and improves pump performance
- Avoids damaging pressure surges
- Wide range of material and elastomer options
- Common parts with Wilden pumps
- Self adjusts to system pressure

Available Sizes:

- 13 mm (1/2")
- 25 mm (1")
- 38 mm (1-1/2")
- 51 mm (2")
- 76 mm (3")

Materials of Construction:

Wetted Housing

- Aluminum
- 316 Stainless Steel
- Ductile Iron
- Polypropylene
- PVDF

Air Distribution System

- Aluminum
- 316 Stainless Steel
- PTFE-coated Ductile Iron
- Polypropylene
- Glass-filled polypropylene
- Mild Steel PTFE-coated

ATEX Models Available



TYPE EL
www.wilden.com



Accessories

Wilden's accessory products add value to your liquid process and expand the application range of Wilden pumps by augmenting the performance and/or utility of the pump. Our electronic controllers automate your Wilden pump for batching and other electronically controlled dispensing applications. We can also create laminar process flow by eliminating pump pulsation, or control the liquid level within a system of process.



WILDEN Wil-Gard III

The Wil-Gard™ detects diaphragm failure at the source: the primary diaphragm, not at the air chamber or the air exhaust as other systems do.

- Sensors are located between the primary and back-up (containment) diaphragms
- When the sensors detect a conductive liquid, an audible alarm, LED and an internal latching relay are activated
- Increase containment, reduce fugitive emissions and reduce downtime with 24-hour pump surveillance
- Power requirement: 110V AC, 220V AC or 9V DC battery



WILDEN Pump Cycle Monitor

The PCMI counts pump cycles by sensing the presence of the air valve piston (Turbo-Flo™) or air valve spool (Pro-Flo™).

- The sensor, located at the air valve and cap, detects the presence of a magnet located at the end of the air valve piston/spool
- The PCMI registers a complete pump cycle when the piston/spool shifts away from the sensor and subsequently returns to the original position
- The PCMI unit has a reset switch located on the face of the PCMI module
- PCMI has the ability to be reset from a remote location



WILDEN Drum Pump Kit

The inherent features of the Wilden air-operated pump and Accu-Flo™ pump technology allow it to excel as a utilitarian drum pump. Various speed and pressure capability, the ability to run dry, self-prime and dead-head offers you flexibility at a low cost. The Wilden universal drum pump kit enables Wilden 6 mm (1/4") and 13 mm (1/2") pumps to adapt directly to drums for cost-effective, efficient liquid transfer.

- Universal kit for 6 mm (1/4") and 13 mm (1/2") pumps
- Fits 51 mm (2") NPT bungholes
- Tube length can be cut to length
- Variety of materials are available



Things to Think About

When Selecting an Air-Operated Double-Diaphragm Pump (AODDP)

Application

- What application will the pump be used in?
- What are you pumping?
- Do you need lube-free operation?
- Does the pump need to be submersible?
- What cleaning fluids would be used to clean the pump?
- What are your performance parameters (flow rates, air consumption, viscosities, suction lift)?
- Do you need a pulsation dampener?

Air Distribution System (ADS)

- What ADS best suits your application needs?
- How reliable is the ADS?
- How efficient is the ADS?
- Do you need on/off reliability?
- Is the pump ADS ATEX approved?
- Does the ADS have anti-freezing technology?
- Does the ADS have integrated variable performance controls?

Installation

- Before installation please read the caution section of the pump manual.
- What are your piping considerations (valves, elbows, pipe friction losses, etc.)?
- Do you have sufficient air pressure and air volume for the pump?
- What is the MTBR (Mean Time Between Repair) of the AODDP?
- What are your installation parameters (self priming, positive suction head, high vacuum, heat generation, dry run capable, submersible, large solids passage, variable flow & pressure, shear sensitive)?
- Ease of maintenance: is the pump easy to clean, assemble/disassemble?

Wetted Materials

- What media will you be pumping?
- What is the chemical compatibility of the elastomer?
- What are the temperature limits of the wetted material and elastomer?
- How abrasive is the media being pumped?
- Do diaphragm configurations affect flow?

Distributors

- Is your distributor local?
- Can the distributor fully support your fluid transfer needs?
- Are they a full-stocking, full-service distributor?
- How good is delivery? Is it less than 3 weeks?
- Is the distributor formally educated in specifying and maintaining your system?
- How are the services and repair capabilities of the distributor?
- Does the distributor do local training for your staff?
- How responsive is the distributor to your needs?

Resources

- www.wildenpump.com
- Locating your Authorized Wilden Distributor: www.wildendistributor.com
- Engineering & Operations Manuals: www.wildenpump.com in the Tech Info section (Search Tech Info)
- Cavitation and Friction Guide & Safety Supplement: www.wildenpump.com in the Tech Info section (Search Tech Info)
- Electronic Chemical Guide & Conversion Calculator: www.wildenpump.com in the Tech Info section (Tech Tools)

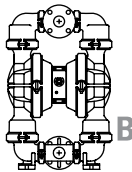
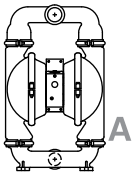
WILDEN TECHNICAL SUPPORT: Hours of operation: 8:00 am – 5:00 pm (PST)
Ph. 1-909-422-1730 • E-mail: techsupport@wildenpump.com

METAL TECHNICAL SPECS

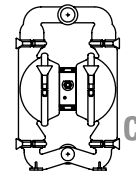
SIZING CONSIDERATIONS

MODELS	WETTED MATERIALS	LIQUID INLET	LIQUID DISCHARGE	CONNECTION TYPE				AIR INLET	HEIGHT	WIDTH	DEPTH	
				BSPT/NPT	DIN/ANSI	* TRI-CLAMP STYLE	ORIENTATION					
PRO-FLO® SHIFT	PS4	Aluminum, Stainless Steel, Cast Iron	38 mm (1-1/2")	32 mm (1-1/4")	•	-	•	F	19 mm (3/4") FNPT	429 mm (16.9")	368 mm (14.5")	325 mm (12.8")
	PS8	Aluminum, Stainless Steel, Cast Iron	51 mm (2")	51 mm (2")	•	-	•	A, C	19 mm (3/4") FNPT	668 mm (26.3")	404 mm (15.9")	338 mm (13.3")
	PS15	Aluminum, Stainless Steel, Cast Iron	76 mm (3")	76 mm (3")	•	-	•	A, C	19 mm (3/4") FNPT	815 mm (32.1")	513 mm (20.2")	424 mm (16.7")
PRO-FLO X™	PX1	Aluminum, Stainless Steel	13 mm (1/2")	13 mm (1/2")	•	-	-	A, C	13 mm (1/2") FNPT	224 mm (8.8")	208 mm (8.2")	287 mm (11.3")
	PX4	Aluminum, Stainless Steel, Ductile Iron	38 mm (1-1/2")	32 mm (1-1/4")	•	-	•	F	19 mm (3/4") FNPT	429 mm (16.9")	368 mm (14.5")	320 mm (12.6")
	PX8	Aluminum, Stainless Steel, Ductile Iron	51 mm (2")	51 mm (2")	•	-	•	A, C	19 mm (3/4") FNPT	668 mm (26.3")	404 mm (15.9")	340 mm (13.4")
	PX15	Aluminum, Stainless Steel, Ductile Iron	76 mm (3")	76 mm (3")	•	-	•	A, C	19 mm (3/4") FNPT	823 mm (32.4")	505 mm (19.9")	406 mm (16.0")
	PX20	Ductile Iron	102 mm (4")	102 mm (4")	-	-	-	B	19 mm (3/4") FNPT	826 mm (32.5")	950 mm (37.4")	424 mm (16.7")
PRO-FLO®	P.025	Aluminum, Stainless Steel	6.4 mm (1/4")	6.4 mm (1/4")	•	-	-	E	3 mm (1/8") FNPT	148 mm (5.8")	165 mm (6.5")	114 mm (4.5")
	P1	Aluminum, Stainless Steel	13 mm (1/2")	13 mm (1/2")	•	-	•	A, C	6 mm (1/4") FNPT	222 mm (8.8")	208 mm (8.2")	205 mm (8.1")
	P2	Stainless Steel	25 mm (1")	19 mm (3/4")	•	-	•	A, C	6 mm (1/4") FNPT	279 mm (11.0")	267 mm (10.5")	201 mm (7.9")
	P4	Aluminum, Stainless Steel, Ductile Iron	38 mm (1-1/2")	32 mm (1-1/4")	•	-	•	F	13 mm (1/2") FNPT	429 mm (16.9")	368 mm (14.5")	320 mm (12.6")
	P8	Aluminum, Stainless Steel, Ductile Iron	51 mm (2")	51 mm (2")	•	-	•	A, C	19 mm (3/4") FNPT	668 mm (26.3")	404 mm (15.9")	343 mm (13.5")

* SS wetted material only



Tri-Clamp® style connections.



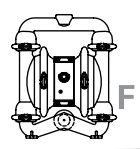
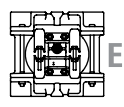
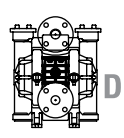


PERFORMANCE							
		MAX. SUCTION LIFT				MAX. FLOW	
MAX. DISCHARGE PRESSURE	MAX. SOLIDS PASSAGE	RUBBER/TPE		PTFE		MAX. FLOW	
		DRY	WET	DRY	WET	RUBBER/TPE	PTFE
8.6 bar (125 psig)	4.8 mm (3/16")	7.1 m (23.3')	8.6 m (28.4')	7.0 m (22.9')	8.6 m (28.4')	314 lpm (83 gpm)	375 lpm (99 gpm)
8.6 bar (125 psig)	6.4 mm (1/4")	7.2 m (23.8')	9.0 m (29.5')	6.3 m (20.7')	8.6 m (28.4')	719 lpm (190 gpm)	723 lpm (191 gpm)
8.6 bar (125 psig)	9.5 mm (3/8")	6.6 m (21.6')	8.6 m (28.4')	6.2 m (20.2')	8.6 m (28.4')	927 lpm (245 gpm)	916 lpm (242 gpm)
8.6 bar (125 psig)	1.6 mm (1/16")	5.9 m (19.3')	9.3 m (30.6')	4.7 m (15.3')	8.0 m (26.1')	62.8 lpm (16.6 gpm)	60.9 lpm (16.1 gpm)
8.6 bar (125 psig)	4.8 mm (3/16")	6.9 m (22.7')	9.3 m (30.6')	4.0 m (13.1')	9.2 m (30.1')	347 lpm (92 gpm)	327 lpm (87 gpm)
8.6 bar (125 psig)	6.4 mm (1/4")	7.4 m (24.4')	9.3 m (30.6')	4.5 m (14.8')	8.7 m (28.4')	712 lpm (188 gpm)	617 lpm (163 gpm)
8.6 bar (125 psig)	9.5 mm (3/8")	6.7 m (22.1')	9.5 m (31.2')	4.8 m (15.9')	9.5 m (31.2')	918 lpm (243 gpm)	727 lpm (192 gpm)
8.6 bar (125 psig)	35 mm (1-3/8")	4.1 m (13.6')	8.6 m (28.4')	-	-	1211 lpm (320 gpm)	-
8.6 bar (125 psig)	0.4 mm (1/64")	4.1 m (13.6')	9.3 m (30.6')	4.0 m (13.0')	9.5 m (31.2')	18.9 lpm (5.0 gpm)	18.9 lpm (5.0 gpm)
8.6 bar (125 psig)	1.6 mm (1/16")	5.8 m (19.0')	9.5 m (31.0')	4.9 m (16.0')	9.5 m (31.0')	58.7 lpm (15.5 gpm)	54.4 lpm (14.4 gpm)
8.6 bar (125 psig)	3.2 mm (1/8")	5.8 m (19.0')	8.5 m (28.0')	3.0 m (10.0')	8.5 m (28.0')	170 lpm (45 gpm)	163 lpm (43 gpm)
8.6 bar (125 psig)	4.8 mm (3/16")	5.8 m (19.0')	8.8 m (29.0')	3.7 m (12.0')	8.5 m (28.0')	307 lpm (81 gpm)	295 lpm (78 gpm)
8.6 bar (125 psig)	6.4 mm (1/4")	7.3 m (24.0')	9.5 m (31.0')	4.6 m (15.0')	9.5 m (31.0')	591 lpm (156 gpm)	496 lpm (131 gpm)

PRO-FLO[®] SHIFT

PRO-FLO X[™]

PRO-FLO[®]

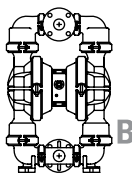
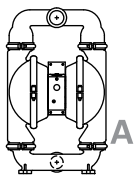


METAL TECHNICAL SPECS

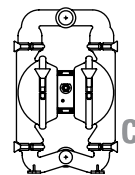
SIZING CONSIDERATIONS

MODELS	WETTED MATERIALS	LIQUID INLET	LIQUID DISCHARGE	CONNECTION TYPE				AIR INLET	HEIGHT	WIDTH	DEPTH	
				BSPT/NPT	DIN/ANSI	* TRI-CLAMP [®] STYLE	ORIENTATION					
TURBO-FLO™	T1	Aluminum	13 mm (1/2")	13 mm (1/2")	•	-	-	A	6 mm (1/4") FNPT	224 mm (8.8")	208 mm (8.2")	175 mm (6.9")
	T2	Aluminum	25 mm (1/2")	19 mm (3/4")	•	-	-	A	6 mm (1/4") FNPT	268 mm (11.0")	267 mm (10.5")	185 mm (7.3")
	T4	Aluminum, Ductile Iron	38 mm (1-1/2")	32 mm (1-1/4")	•	-	-	F	13 mm (1/2") FNPT	429 mm (16.9")	368 mm (14.5")	285 mm (11.2")
	T8	Aluminum, Ductile Iron	51 mm (2")	51 mm (2")	•	-	-	A	19 mm (3/4") FNPT	668 mm (26.3")	404 mm (15.9")	343 mm (13.5")
	T15	Aluminum, Ductile Iron	76 mm (3")	76 mm (3")	•	-	-	A	19 mm (3/4") FNPT	823 mm (32.4")	505 mm (19.9")	427 mm (16.8")
ACCU-FLO™	A.025	Aluminum, Stainless Steel	6 mm (1/4")	6 mm (1/4")	•	-	-	E	3 mm (1/8") FNPT	140 mm (5.5")	165 mm (6.5")	148 mm (5.8")
	A1	Aluminum, Stainless Steel	13 mm (1/2")	13 mm (1/2")	•	-	•	A, C	6 mm (1/4") FNPT	224 mm (8.8")	208 mm (8.2")	175 mm (6.9")
	A2	Aluminum, Stainless Steel	25 mm (1")	19 mm (3/4")	•	-	•	A, C	6 mm (1/4") FNPT	279 mm (11.0")	267 mm (10.5")	191 mm (7.5")

* SS wetted material only



Tri-Clamp[®] style connections.

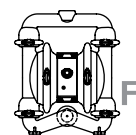
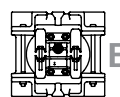
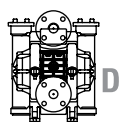




PERFORMANCE							
		MAX. SUCTION LIFT				MAX. FLOW	
MAX. DISCHARGE PRESSURE	MAX. SOLIDS PASSAGE	RUBBER/TPE		PTFE		RUBBER/TPE	PTFE
		DRY	WET	DRY	WET		
8.6 Bar (125 psig)	1.6 mm (1/16")	1.5 m (5.0')	9.5 m (31.0')	2.7 m (1.0')	9.1 m (30.0')	54.9 lpm (14.5 gpm)	53.0 lpm (14.0 gpm)
8.6 Bar (125 psig)	3.2 mm (1/8")	5.2 m (17.0')	9.5 m (31.0')	1.8 m (6.0')	9.5 m (31.0')	132 lpm (35 gpm)	95 lpm (25 gpm)
8.6 Bar (125 psig)	4.8 mm (3/16")	5.5 m (18.0')	8.5 m (28.0')	2.7 m (9.0')	8.5 m (28.0')	307 lpm (81 gpm)	235 lpm (62 gpm)
8.6 Bar (125 psig)	6.4 mm (1/4")	6.4 m (21.0')	9.5 m (31.0')	3.7 m (12.0')	9.5 m (31.0')	617 lpm (163 gpm)	534 lpm (141 gpm)
8.6 Bar (125 psig)	9.5 mm (3/8")	5.5 m (18.0')	9.5 m (31.0')	3.5 m (13.0')	8.5 m (28.0')	878 lpm (232 gpm)	704 lpm (186 gpm)
8.6 Bar (125 psig)	0.4 mm (1/64")	5.4 m (17.6')	10.0 m (32.9')	4.3 m (14.2')	10.0 m (32.9')	16.3 lpm (4.3 gpm)	14.0 lpm (3.7 gpm)
8.6 Bar (125 psig)	1.6 mm (1/16")	4.5 m (14.7')	9.7 m (31.8')	3.5 m (11.3')	9.3 m (30.6')	35.6 lpm (9.4 gpm)	31.4 lpm (8.3 gpm)
8.6 Bar (125 psig)	3.2 mm (1/8")	7.3 m (24.4')	9.7 m (31.8')	4.9 m (15.9')	8.7 m (28.4')	128 lpm (34 gpm)	121 lpm (32 gpm)

TURBO-FLO™

ACCU-FLO™





Stallion™ Solids Handling Pumps

The Stallion™ pump series can handle what miners demand: durability, portability and ease of maintenance. The Stallion™ pump is designed to transfer solid-laden slurries safely and effectively. Large internal clearance and flow-through design keep the pump from clogging while Wilden's patented air distribution system maintains ON/OFF reliability. Put us to the test today!

Features

- Large solids to 25 mm (1")
- Collapsible handles
- Shock absorbing base
- Intrinsically safe operation
- Screen base models



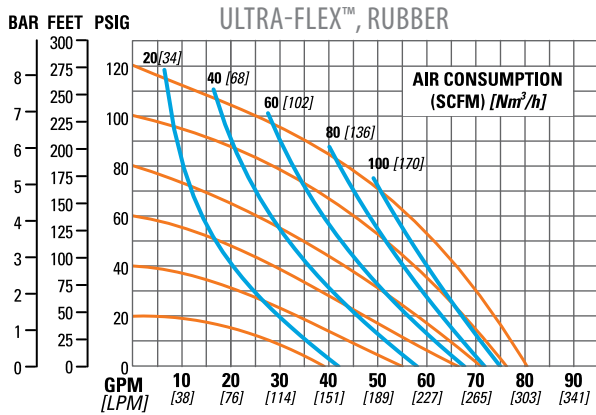
METAL TECHNICAL SPECS

S I Z I N G C O N S I D E R A T I O N S

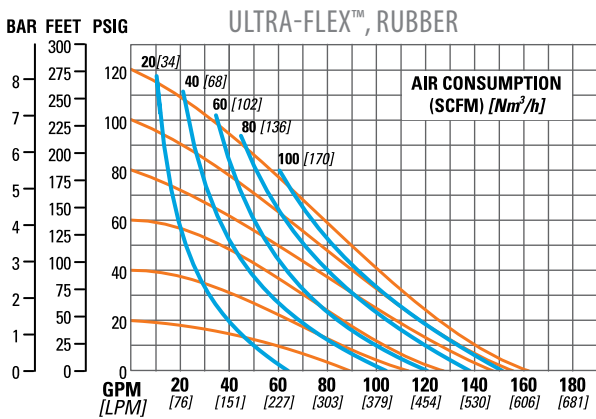
MODELS	WETTED MATERIALS	LIQUID INLET	LIQUID DISCHARGE	CONNECTION TYPE					
				BSPT/NPT	AIR INLET	HEIGHT	WIDTH	DEPTH	
PX4	Aluminum, Ductile Iron	38 mm (1-1/2")	38 mm (1-1/2")	•	19 mm (3/4")	454 mm (17.9")	365 mm (14.4")	396 mm (15.6")	
PX8	Aluminum, Ductile Iron	51 mm (2")	51 mm (2")	•	19 mm (3/4")	671 mm (26.4")	617 mm (24.1")	424 mm (16.7")	
PX15	Aluminum, Ductile Iron	76 mm (3")	76 mm (3")	•	19 mm (3/4")	828 mm (32.6")	742 mm (29.2")	462 mm (18.2")	

PRO-FLOX™

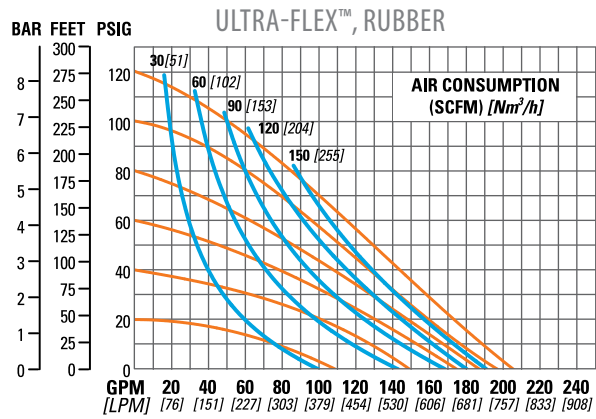
PX4 38 mm (1-1/2")
METAL STALLION™



PX8 51 mm (2")
METAL STALLION™



PX15 76 mm (3")
METAL STALLION™



P E R F O R M A N C E

MAX. SUCTION LIFT


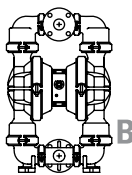
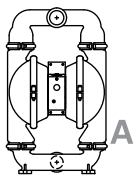
MAX. DISCHARGE PRESSURE	MAX. SOLIDS PASSAGE	RUBBER/TPE		PTFE		MAX. FLOW	
		DRY	WET	DRY	WET	RUBBER/TPE	PTFE
8.6 Bar (125 psig)	12.7 mm (1/2")	6.4 m (21.0)	9.2 m (30.1)	N/A	N/A	305 lpm (81 gpm)	N/A
8.6 Bar (125 psig)	19.1 mm (3/4")	5.7 m (18.7)	9.2 m (31.1)	N/A	N/A	609 lpm (161 gpm)	N/A
8.6 Bar (125 psig)	25.4 mm (1")	5.7 m (18.7)	9.2 m (31.1)	N/A	N/A	776 lpm (205 gpm)	N/A


PRO-FLO X™

PLASTIC TECHNICAL SPECS

SIZING CONSIDERATIONS

MODELS	WETTED MATERIALS	LIQUID INLET	LIQUID DISCHARGE	CONNECTION TYPE				AIR INLET	HEIGHT	WIDTH	DEPTH	
				BSPT/NPT	DIN/ANSI	TRI-CLAMP [®] STYLE	ORIENTATION					
PRO-FLO [®]	P.025	Polypropylene, PVDF	6 mm (1/4")	6 mm (1/4")	•	-	-	D	3 mm (1/8") FNPT	163 mm (6.4")	145 mm (5.7")	115 mm (4.5")
	P1	Polypropylene, PVDF	13 mm (1/2")	13 mm (1/2")	•	-	-	B	6 mm (1/4") FNPT	218 mm (8.6")	208 mm (8.2")	203 mm (8.0")
	P2	Polypropylene	25 mm (1")	25 mm (1")	-	•	-	B	6 mm (1/4") FNPT	356 mm (14.0")	297 mm (11.7")	231 mm (9.1")
	P4	Polypropylene, PVDF	38 mm (1-1/2")	38 mm (1-1/2")	-	•	-	B	13 mm (1/2") FNPT	528 mm (20.8")	394 mm (15.5")	300 mm (11.8")
	P8	Polypropylene, PVDF	51 mm (2")	51 mm (2")	-	•	-	B	19 mm (3/4") FNPT	770 mm (30.3")	490 mm (19.3")	333 mm (13.1")
PRO-FLO X [™]	PX4	Polypropylene, PVDF	38 mm (1-1/2")	38 mm (1-1/2")	-	•	-	B	19 mm (3/4") FNPT	528 mm (20.8")	394 mm (15.5")	320 mm (12.6")
	PX8	Polypropylene, PVDF	51 mm (2")	51 mm (2")	-	•	-	B	19 mm (3/4") FNPT	770 mm (30.3")	490 mm (19.3")	356 mm (14.0")



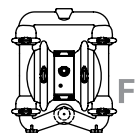
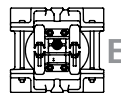
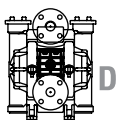


PERFORMANCE

MAX. DISCHARGE PRESSURE	MAX. SOLIDS PASSAGE	MAX. SUCTION LIFT				MAX. FLOW	
		RUBBER/TPE		PTFE		RUBBER/TPE	PTFE
		DRY	WET	DRY	WET		
8.6 Bar (125 psig)	0.4 mm (1/64")	3.1 m (10.0')	9.5 m (31.0')	2.4 m (8.0')	8.8 m (29.0')	18.1 lpm (4.8 gpm)	18.1 lpm (4.8 gpm)
8.6 Bar (125 psig)	1.6 mm (1/16")	6.1 m (20.0')	9.8 m (32.0')	5.2 m (17.0')	9.8 m (32.0')	56.8 lpm (15.0 gpm)	53.4 lpm (14.1 gpm)
8.6 Bar (125 psig)	3.2 mm (1/8")	5.5 m (18.0')	8.8 m (29.0')	3.4 m (11.0')	8.8 m (29.0')	140 lpm (37 gpm)	132 lpm (35 gpm)
8.6 Bar (125 psig)	4.8 mm (3/16")	4.9 m (16.0')	7.9 m (26.0')	3.1 m (10.0')	7.5 m (24.5')	354 lpm (94 gpm)	269 lpm (71 gpm)
8.6 Bar (125 psig)	6.4 mm (1/4")	7.0 m (23.0')	9.5 m (31.0')	4.3 m (14.0')	9.5 m (31.0')	591 lpm (156 gpm)	481 lpm (127 gpm)
8.6 Bar (125 psig)	4.8 mm (3/16")	5.7 m (18.7)	9.2 m (30.1)	2.1 m (6.8)	9.2 m (30.1)	363 lpm (96 gpm)	276 lpm (73 gpm)
8.6 Bar (125 psig)	6.4 mm (1/4")	6.9 m (22.7)	9.3 m (30.6)	3.8 m (12.5)	9.2 m (30.1)	606 lpm (160 gpm)	503 lpm (133 gpm)

PRO-FLO®

PRO-FLO X™



Where Innovation Flows



22069 Van Buren Street
Grand Terrace, CA 92313-5651 USA
T: +1 (909) 422-1730
F: +1 (909) 783-3440
www.wildenpump.com

PSG® reserves the right to modify the information and illustrations contained in this document without prior notice. This is a non-contractual document. 05-2013

Authorized PSG Partner:

Printed in the U.S.A. Copyright© 2013 Pump Solutions Group (PSG®), A Dover® Company WIL-10010-C-08