




# LIQUID LEVEL SWITCHES **GENWEC**<sup>®</sup>

## WV57601

### FUNCTION:

The GENWEC float switch is mounted horizontally.

The float lever carries a permanent magnet which is opposed by a similar magnet mounted in the switch housing. The magnets having the same pole directed toward each other are separated by a non magnetic diaphragm. The glandless construction offers excellent sealing.



### FEATURES:

- Easy to install.
- Very high flexibility.

### TECHNICAL SPECIFICATIONS:

Switch housing: Stainless Steel AISI-304.

Wetted parts: Stainless Steel AISI 316.

Max. Working pressure: 30 bar.

Standard flange to DIN and ANSI / ASME.

Max. Working temperature:

Fluid 225°C

Ambient 80°C

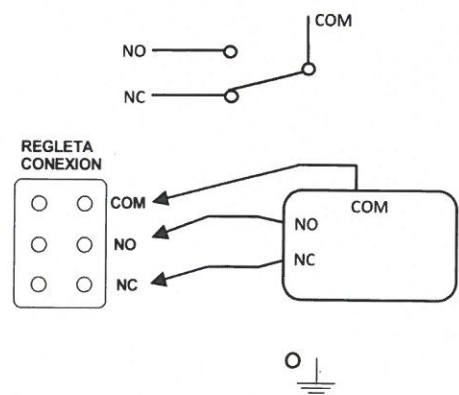
Electrical gland connection: M16 x 1,5 mm

Gland: IP 68, with norm on request cable 3x1,5 or 4x1,5 mm (3 Mts)

IP 68 Max. gland pressure: 5 bar.

### SWITCH:

21(8)A 250V~ 1E4  
16(4)A 250V~ 25E3 T85μ



**BS SPECIALSLANGER A/S**  
Smedeland 14 · DK-2600 Glostrup  
Fax: 43 42 31 32 Tlf.: 43 44 46 14





# LIQUID LEVEL SWITCHES **GENWEC**<sup>®</sup>

## WV57601

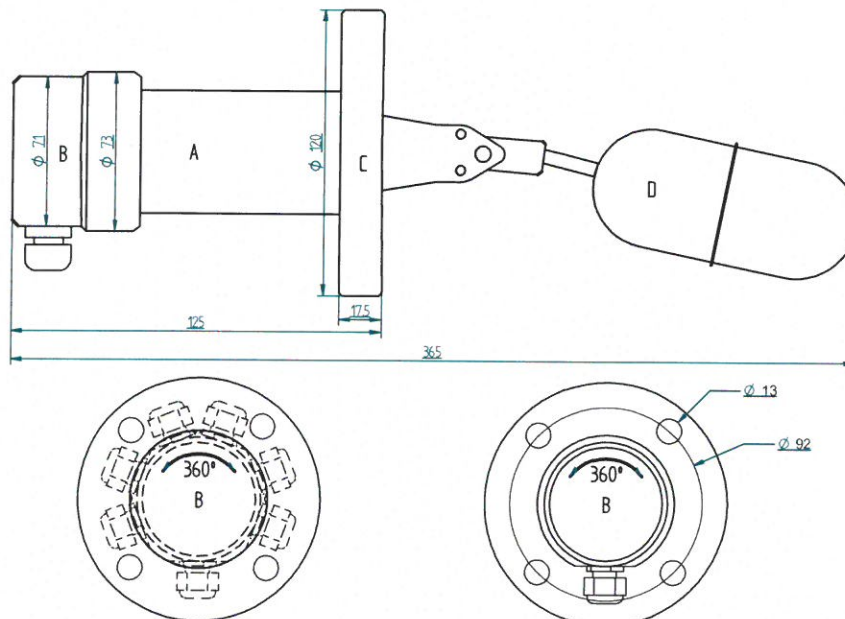
### CONSTRUCCIÓN:

The GENWEC float switch consists of 3 main parts:

A/B. Housing with electrical switch. (**B part can turn 360° for easy installation**).

C. Mounting flange

D. Float diameter 60 x 120 (Diameter 64 mm with welding).



### PRODUCT DESCRIPTION:

Level switches are designed to PUMP/VALVE CONTROL.

One switch starts the pump by activating a holding relay and the other switch brakes the holding relay when the desired liquid level has been reached.

### CUSTOMER SEGMENT:

- Power plants, incineration units, combustion units..
- General food industry..
- Shipbuilding.
- Pharmaceutical industry.
- Water treatment plants.
- Chemical industry.
- General liquid handling industry.