

EXEOR PSF Torches

Gas-cooled MIG/MAG Industrial Series



EXEOR PSF 515



EXEOR PSF 415



EXEOR PSF 315



EXEOR PSF 260



EXEOR

The next generation of PSF has been redesigned with the new Exeor handle for even better ergonomic handling with excellent balance and strong grip.

Front-end wear parts remain fully compatible with the time-proven heritage PSF wear parts. The modern look and feel, as well as improved performance, make this the right tool for even the most demanding industrial applications.

- 4 sizes of gas-cooled models
- Exeor PSF 260 with rotatable neck
- Threaded gas nozzles secures a firm fit and better heat dispersion
- Durable wear part system with robust tip adapter and long tips for the toughest applications
- CuCrZr contact tips for long lifetime
- Exeor PSF variants are prepared for remote modules

Visit esab.com for more information.

Industry

- Ship and Offshore Yards
- Repair and Maintenance
- Steel Industry
- Industrial and General Fabrication
- Automotive



With an ergonomic and well-balanced handle with soft grip feature, the new Exeor PSF torch models ensure best comfort for the welder.

When choosing a top-performing welding machine, you need top-performing ESAB Filler Metals. Learn more at esab.com/fillermetals today.

EXEOR PSF Torches

Specifications				
Description	PSF 260	EXEOR PSF 315	EXEOR PSF 415	EXEOR PSF 515
Cooling	Gas			
Welding Output Mixed Gas	225 A at 60%	260 A at 60%	280 A at 60%	360 A at 60%
Welding Output CO ₂	250 A at 60%	290 A at 60%	310 A at 60%	390 A at 60%
Wire Diameter	0.6 – 1.0 mm	0.8 – 1.2 mm	0.8 – 1.6 mm	1.0 – 1.6 mm
Certification Mark (Standards)	CE (IEC 60974-7)			
Operating Temperature	-10 to +40 °C			
Cable Length	3 m, 4 m, 5 m			

Ordering Information			
Description	3 m	4 m	5 m
Exeor PSF 260, Expert Mini handle, with Euro Connection	0700025020	0700025021	0700025022
Exeor PSF 315, with Euro Connection	0700026401	0700026402	0700026403
Exeor PSF 415, with Euro Connection	0700026406	0700026407	0700026408
Exeor PSF 515, with Euro Connection	0700026411	0700026412	0700026443

Wear Parts – Liners					
Description	Part Number	PSF 260	EXEOR PSF 315	EXEOR PSF 415	EXEOR PSF 515
Steel liner					
0.8 – 1.0, Blue, 3 m	0700200085	x	x	x	x
0.8 – 1.0, Blue, 4 m	0700200086	x	x	x	x
0.8 – 1.0, Blue, 5 m	0700025800	x	x	x	x
1.0 – 1.2, Red, HD, 3 m	0700025822		x	x	x
1.0 – 1.2, Red, HD, 4 m	0700025823		x	x	x
1.0 – 1.2, Red, HD, 5 m	0700025824		x	x	x
1.2 – 1.6, Grey, HD, 3 m	0700025825			x	x
1.2 – 1.6, Grey, HD, 4 m	0700025826			x	x
1.2 – 1.6, Grey, HD, 5 m	0700025827			x	x
PTFE liner (for Aluminium)					
1.0 – 1.2, Red, 3 m	0700200091	x	x	x	x
1.0 – 1.2, Red, 4 m	0700200092	x	x	x	x
1.0 – 1.2, Red, 5 m	0700025812	x	x	x	x
1.2 – 1.6, Yellow, 3 m	0700025813			x	x
1.2 – 1.6, Yellow, 4 m	0700025814			x	x
1.2 – 1.6, Yellow, 5 m	0700025815			x	x
PA/Bronze-Liner (for aluminium and stainless steel)					
0.8 – 1.0, Anthracite 3 m	0700025816		x	x	x
0.8 – 1.0, Anthracite 4 m	0700025817		x	x	x
0.8 – 1.0, Anthracite 5 m	0700025818		x	x	x
1.2 – 1.6, Anthracite 3 m	0700025819			x	x
1.2 – 1.6, Anthracite 4 m	0700025820			x	x
1.2 – 1.6, Anthracite 5 m	0700025821			x	x

For complete list of wear and spare parts please see separate manual or spare parts list.

EXEOR PSF Torches

Wear Parts

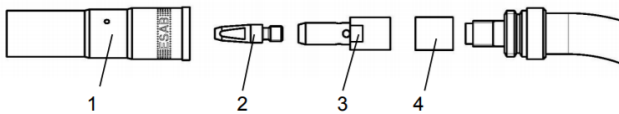
No.	Description	PSF 260	EXEOR PSF 315	EXEOR PSF 415	EXEOR PSF 515
1	Gas Nozzle Standard	0458464881 (Ø 14 mm)	0458464882 (Ø 16 mm)	0458464883 (Ø 17 mm)	0458464884 (Ø 18 mm)
1	Gas Nozzle Conical	0458465881 (Ø 12 mm)	0458465882 (Ø 14 mm)	0458465883 (Ø 15 mm - M6)	0458465884 (Ø 15 mm)
1	Gas Nozzle Straight	0458470881 (Ø 16 mm)	0458470882 (Ø 19 mm)	0458470883 (Ø 21 mm)	0458470884 (Ø 21 mm)
3	Tip Adapter M6	0366314001	0366394001	0366394001	-
3	Tip Adapter M8	-	0460819001	0460819001	0366395001
4	Insulation Bushing	0366397001	0366397002	0366397002	0366397003

Wear Parts - Contact tips

No.	Gas / Wire Ø		PSF 260* / EXEOR PSF 315		EXEOR PSF 415		EXEOR PSF 515
	CO ₂	Mix/Ar	M6	M8	M6	M8	M8
2	0.6		0468500001		0468500001		
2		0.6	0468500002		0468500002		
2	0.8		0468500003	0468502003	0468500003	0468502003	0468502003
2	0.9	0.8	0468500004	0468502004	0468500004	0468502004	0468502004
2	1.0	0.9	0468500005	0468502005	0468500005	0468502005	0468502005
2	1.2		0468500006	0468502006	0468500006	0468502006	0468502006
2	1.2	1.0	0468500007	0468502007	0468500007	0468502007	0468502007
2	1.4	1.2	0468500008	0468502008	0468500008	0468502008	0468502008
2	1.6				0468500009	0468502009	0468502009
2		1.6			0468500010	0468502010	0468502010

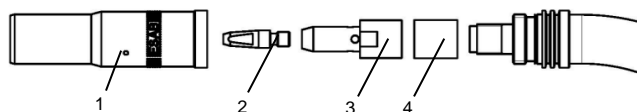
*PSF 260 only for M6 and wire 0.6-1.0

EXEOR PSF 260

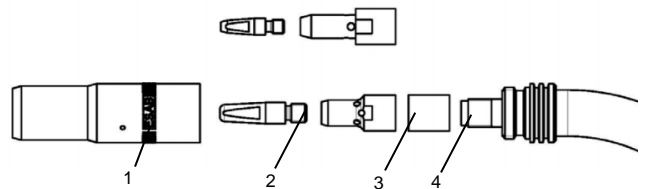


EXEOR PSF 315

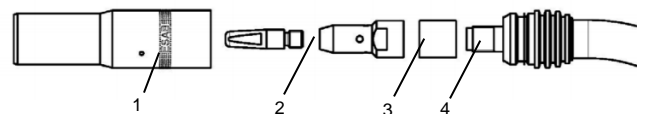
Option M8



EXEOR PSF 415



EXEOR PSF 515



For complete list of wear and spare parts please see separate manual or spare parts list.



ESAB / esab.com

