

P 100/120

PARTS WASHERS WITH ROTARY BASKET AND ELECTROMECHANICAL COMMANDS

P is a system for automatic washing of mechanical parts.
The washing is carried out by the action of upper, lower and side jets.
The basket rotates through a gear motor.
The board is electromechanical.
Operators can set the tank liquid temperature as well as the length of the treatment cycle.



- P 100
- P 120

VERSION

Electric, LT, maximum temperature 60°C

SUPPLY VOLTAGE

400V 3PH+T 50 HZ (and more on demand)

P 100/120

12

EQUIPMENT

What is included in all P 100 and 120 machines


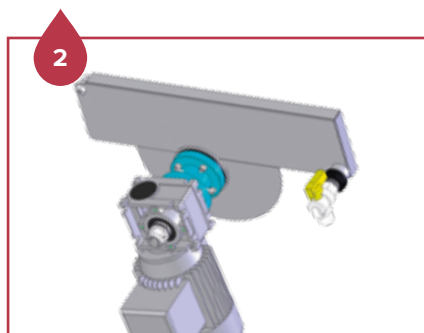
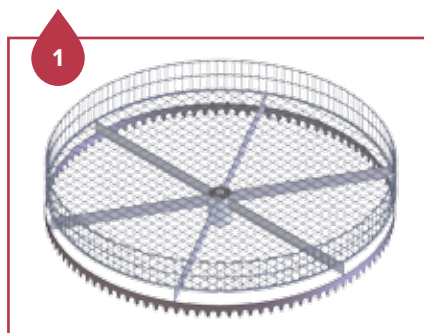
- Electromechanical control board
- Mechanical rotation of the basket by a gear motor
- Electric timed steam extraction
- Reinforced basket in electrowelded net with external edge of galvanized steel
- Tank minimum level control for the protection of pump and resistor
- Electric pump in stainless steel with special Gaskets
- Filter in stainless steel AISI 304 on the pump suction
- Tank edge Gasket
- Electrical box of painted metal
- Safety limit switch on the cover opening
- Structure and plates in stainless steel

- Liquid heating with electric resistor in stainless steel Incoloy
- Laser-drilled washing pipes in stainless steel (more pressure, less maintenance)
- Flexible suction and pump delivery pipes (easy maintenance)

What are the additional accessories

- Basket in stainless steel AISI 304 [1]
- Disc oil separator [2]
- Panels under the basket with grease collecting filters [3]
- Kit for use with abrasive contaminants
- Pipes with blade-nozzle in stainless steel

SIMPLICITY
SIMPLICITY




TECHNICAL DATA

TECHNICAL DATA	P 100	P 120
Closed machine overall dimensions (L x P x H)	146 x 144 x 125 cm	166 x 159 x 145 cm
Opened machine overall dimensions (L x P x H)	146 x 175 x 191 cm	166 x 206 x 211 cm
Washing capacity (Ø x H)	95 x 54 cm	117 x 70 cm
Basket load capacity	200 kg	300 Kg
Tank capacity	210 lt	270 lt
Washing pump	1,5 kW 2,5 bar 200 lt/min	1,5 kW 2,5 bar 200 lt/min
Washing heating	6,0 kW	8,0 kW
Mechanical rotation	0,09 kW	0,09 kW
Disc oil separator	0,09 kW	0,09 kW
Steam extraction	0,25 kW 320 Nm ³ /h	0,25 kW 320 Nm ³ /h
Supply	3PH+T	3PH+T
Number of nozzles	49	49

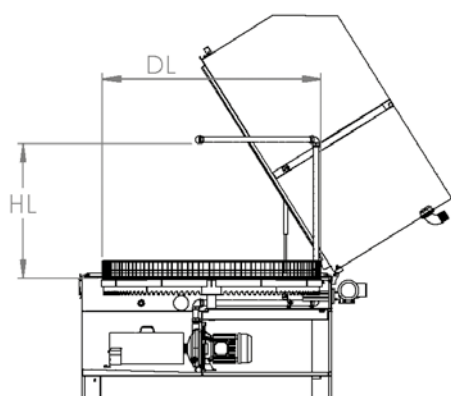
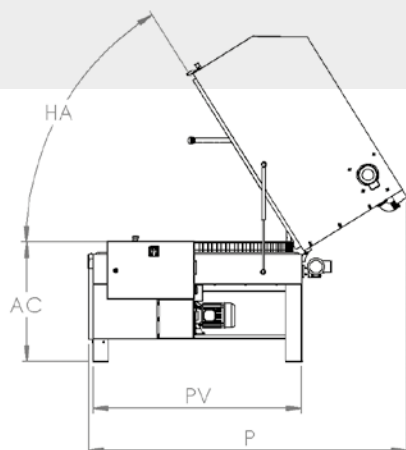
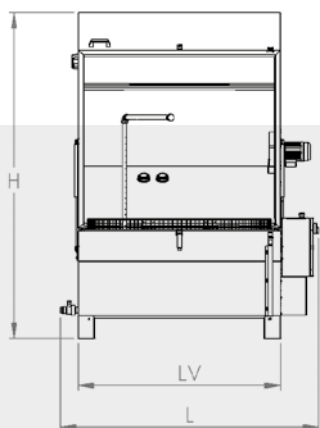
CONNECTIONS

TYPE	P 100	P 120
Tank drain outlet	F 1" Gas	F 1" Gas
Oil separator drain outlet	M 1/2" Gas	M 1/2" Gas
Steam drain outlet	Ø 80 mm	Ø 80 mm



DIMENSIONS

DIMENSIONS	P 100	P 120
L (width)	146 cm	166 cm
P (depth)	175 cm	206 cm
H (height)	191 cm	211 cm
DL (washing diameter)	97 cm	117 cm
HL (washing height)	54 cm	70 cm
AC (loading height)	67 cm	67 cm
LV (tank width)	110 cm	130 cm
PV (tank depth)	120 cm	135 cm
HA (opening angle)	60°	60°



SIMPLICITY
SIMPLICITY