


1500w-6000w


# PGT series

Double-platform Sheet and Tube Fiber Laser Cutting Machine




- **Large-diameter pneumatic chuck**  
One-key clamping, automatic centering, pneumatic clamping, suitable for cutting angle steel and channel steel
- **New dual-beam bed structure**  
Self-developed dovetail joint dual-beam design ensures cutting precision
- **Full-protective sheet and tube integrated design**  
Dual-use, high cost performance, able to cope with more cutting conditions, ensuring safe production


## I Performance Advantages



Precise Control



Efficient Dust Removal



Follow-up Collision Sensing



Intelligent Return Cut

## I Technical Parameters

Model	PGT3015	PGT6015	PGT4020
Working area	3050*1530mm	6050*1530mm	4050*2030mm
Laser power		1.5-6KW	
Positioning accuracy		0.03mm	
Repeated positioning accuracy		0.02mm	
Max. running speed		120m/min	

## I Cutting parameter

Material	1.5kW	2kW	3kW	6kW
Carbon steel(mm)	1-16	1-20	1-22	1-35
Stainless steel(mm)	1-6	1-8	1-12	1-18
Brass(mm)	1-3	1-4	1-6	1-16
Aluminum(mm)	1-4	1-5	1-6	1-16

## I Cutting sample display

