

N NARGESA®

CNC HYDRAULIC SHEAR

C2006



+ than 40 years
manufacturing industrial machinery

Last generation CNC vertical cut guillotines Nargesa, C2006 and C3006 are manufactured with welded and stabilized steel that allows to stand big efforts without any kind of distortion.

REQUEST QUOTATION

Please fill up the following form. We will contact you in less than 24 hours.
Working days

**REQUEST ADJUSTED
QUOTATION**

VIDEO MACHINE OPERATION

Machine performance video

Follow us on

PRADA NARGESA, S.L.

Ctra. De Garrigàs a Sant Miquel s/n
17476 Palau de Santa Eulàlia (Girona) Spain

Tel. +34 972 568 085

www.nargesa.com

nargesa@nargesa.com





C2006

Maximum cutting length: 2030 mm
Maximum thickness in steel: 6 mm.
Maximum thickness in Stainless Steel: 4 mm.



C3006

Maximum cutting length: 3030 mm
Maximum thickness in steel: 6 mm.
Maximum thickness in Stainless Steel: 4 mm.

HYDRAULIC SHEARS C3006 CNC

The last generation of NEW CNC vertical cutting Shears C3006, allows to cut any type of metal in a clean and accurate way. Vertical cut shearing is a lot more precise and with its consequent lower energetic expense and cost of the blades. The main advantages of the vertical cut in comparison to the swing cut are:



Energetic saving

Resistance of material in vertical cut is much lower, which becomes a considerable energetic saving.



Cutting quality

Clean, perfect and accurate cut.



Life of the blades

The blades wear is almost nule. The life of the blades is 4 times higher than other shearing systems.

TECHNICAL FEATURES

The C2006 CNC Shear is supplied as standard with the following components:

High resistance structure

- > One block bench, mechanized, equipped with spheres to ease up the movement of the sheet.
- > Initial support machined to square of 1000mm with millimeter scale.
- > Two 1000mm millimetered stand arms.
- > LASER lightning on the cutting line.
- > LED front lightning.
- > Cutting of narrow strips without distortion.
- > 4-cutting edged upper and lower blades, with 90° angle, long lasting and the proper ones for cutting of steel.
- > Driving with safety pedal and emergency stop.
- > Back overture with safety optoelectronic devices.
- > Low noise level, improving the quality of work of the operator.
- > Front polycarbonate protection screens that allow to see the cutting line.
- > The machine is delivered completely assembled.

Precision rear gauge

- > Rear gauge fixed to the structure.
- > Accuracy and repeatability of positioning from +/- 0,1mm.
- > Low maintenance thanks to the use of low friction elements.


ESA S625 compact CNC

- > The control interface is very intuitive and easy to use.
- > Internal database of materials.
- > Configuration of the piece length by the CNC.

Enhanced hydraulic group

- > Automatic regulation of the cutting pressure depending on the need for cutting power.
- > Automatic regulation of the pressure of the sheet fastenings.

* All our products are manufactured in our facilities in Sapin. Hydraulic and electronic components are completely standard from the best European leading trademarks, with technical service all over the world: Rexroth, Bosch, Roquet, Schneider Electric, LG, Telemecanique, Pizzato...



Rear stop

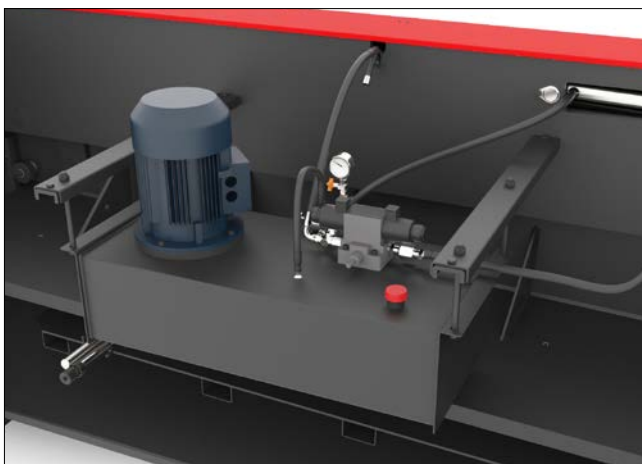
The back gauge, fixed to the machine's beam or ram, accompanies the material during the cutting process. The back gauge places quickly and accurately on the required position (± 0.1 mm).

The addition of the CNC eliminates the continuous regulations and allows maintenance to be reduced to a minimum level.



Ramp of material extraction


This metallic ramp located in the lower part of the cutting zone allows the material to slide down to the extraction area.



Hydraulic circuit

Fully optimized with high quality and reliability components.

It manages the pressure of the pressing cylinders with respect to the shearing force and the cutting length depending on the piece to be cut.



Laser lighting on the cutting line

Sometimes the geometry of the sheet to be cut and the characteristics of the cut require the operator to visualize a clear cut line. Laser illumination fulfills this function, making this line visible.



Front supports

The front supports are blocks fixed and machined to the monoblock of the bench. They are equipped with millimeter scales and the initial support has got a lateral gauge with a cutting start square.



Table

The bench is manufactured in a mechanized single-block and it is a part of the structure. It was dimensioned and optimized by simulation of finite element analysis. Some sliding spheres fixed to the table decrease the friction of the material and contribute to its sliding, facilitating the load to the operator.



Polycarbonate front protection

These protection screens let the operator have the complete vision of the cutting area and help to place the sheets through the laser cutting line.



Hydraulic holders

The regulation of the pressure of the holders is carried out automatically according to the cutting force. In this way, we prevent from having to press excessively and from damage particularly delicate sheets.



COMPACT CNC ESA S625

The operator only has to enter the type of material, thickness, distance from the gauge and the CNC will automatically arrange all components to obtain an optimal result.

- > Equipped with a 7" touch screen makes all operations on the machine simpler and intuitive.
- > Can manage up 3 axes and 16+ 12 I/O with an integrated PLC.
- > Storage of thousands of part programs.
- > 7" colour touch screen resolution 800x480
- > 128 MB Silicon Disk.
- > 2 analog inputs, 12 bits resolution.
- > 16 digital inputs (24Vdc).
- > 16 digital outputs (24Vdc, 0,7A max.) protected against overload and short-circuits.
- > 1 serial ports RS232
- > 1 CAN port with 9 pins SubD F connector.
- > 24Vdc power supply.
- > 1 USB port.
- > 1 Ethernet port that allows to establish the remote connection.

DETAILED FEATURES



C2006

3-Phased tension	400/240 V. 50/60 Hz
Hydraulic Pump	16 liters
Container capacity	73 liters
Fix cut inclination	1,75°
Hydraulic rammers	10 units
Goose neck	190 mm
Accuracy and repeatability of positioning	+/- 0,1 mm
Dimensions	2865x2360x1770 mm
Weight	5100 Kg



C3006

3-Phased tension	400/240 V. 50/60 Hz
Hydraulic Pump	22 liters
Container capacity	96 liters
Fix cut inclination	1,75°
Hydraulic rammers	15 units
Goose neck	173 mm
Accuracy and repeatability of positioning	+/- 0,1 mm
Dimensions	3865x2457x1816 mm
Weight	7500 Kg

Cutting length



2030mm
3030mm

Motor power



5,5KW / 7,5CV
9,2KW / 12CV

Maximum thickness in Steel (450N/mm²)



6mm
6mm

Maximum thickness in Stainless Steel (700N/mm²)



4mm
4mm

Strokes per minute



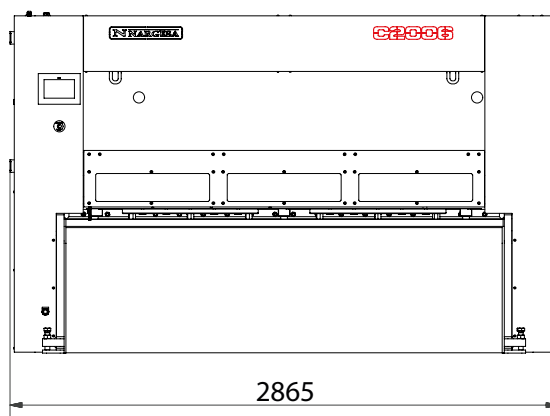
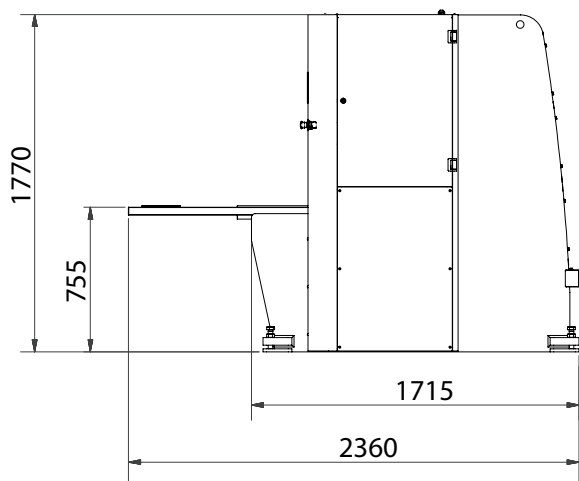
10mm
12mm

Gauge displacemnt



700mm
700mm

EXTERNAL DIMENSIONS



FRAGILE

CHARACTERISTICS OF THE PACKAGING

- Tariff Item Code: 84623991
- The machine is delivered completely assembled.
- Packing with retractile film.
- Optional: Complete wooden packing NIMF15.

C2006 CNC

Width	2900 mm
Length	1800 mm
Height	1800 mm
Volume	9,4 m3
Nett weight	5100 Kg
Gross weight	5111 Kg

OUR RANGE OF MACHINERY



IRON WORKERS



SECTION BENDING
MACHINES



HORIZONTAL PRESS BRAKES



TWISTING/SCROLL BENDING
MACHINES



GAS FORGES



HYDRAULIC PRESS BRAKES



HYDRAULIC SHEAR
MACHINES



IRON EMBOSSING MACHINES



END WROUGHT IRON
MACHINES



POWER HAMMERS



BROACHING MACHINES



WELDING POSITIONERS



PRESSES FOR LOCKS

WARRANTY

Nargesa machines have 3 years warranty provided that the customer registers it in our website. Otherwise it would be only one year warranty. This one encloses any manufacturing default all along these 3 years for components. Any misuse is excluded from this condition. Labor, back and forth shipping and any eventual repair, are not included in this warranty.

Partner companies



SHIPMENT EVERYWHERE

Nargesa will arrange transport up to final destination, whenever the customers asks for so. There is also the possibility for the customer to arrange the shipment himself with his own agency.

TECHNICAL ASSISTANCE

All our customers have access to technical support quickly and efficiently. 90% of incidences are solved out on the phone, mail, Skype or videoconferencing in less than 24hours. In case of needing presencial technical assistance, we may as well send a technician to the customer's facilities.

Follow us on

PRADA NARGESA, S.L.

Ctra. De Garrigàs a Sant Miquel s/n
17476 Palau de Santa Eulalia (Girona) Spain
Tel. +34 972 568 085

www.nargesa.com

nargesa@nargesa.com



This information might undergo changes