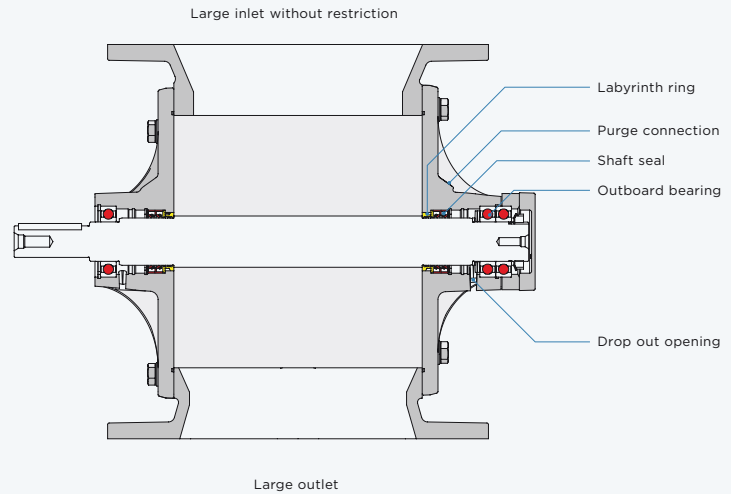
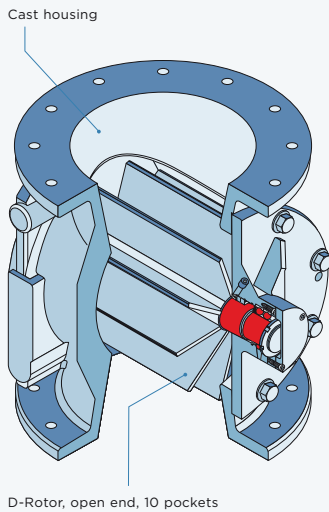


Rotary Valve ZRD.

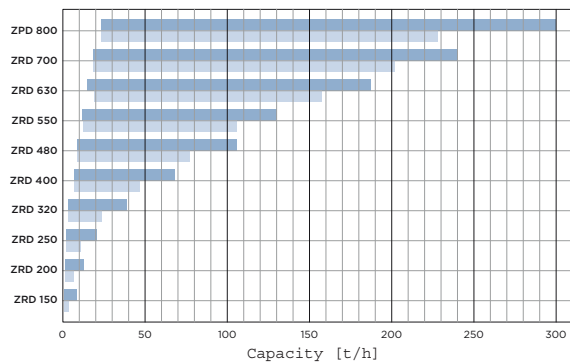
OPTIONS AND ACCESSORIES

- _ Quick coupling with extraction device
- _ Chamfered blades
- _ Rotor with shallow pockets
- _ Scraper blades
- _ X-rotor
- _ Wear protection
- _ Hygienic version
- _ Chain drive/direct drive
- _ Leakage gas collector
- _ Feeding shoe



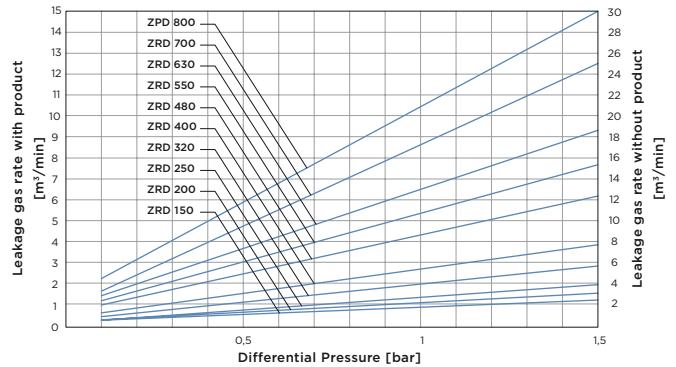
Performance Diagram

- Powder with bulk density 1000 kg/m³ and 0.6 mm < d₅₀ < 1.0 mm, Δp = 0.8 bar
- Powder with bulk density 1000 kg/m³ and 0.15 mm < d₅₀ < 0.3 mm, Δp = 0.8 bar



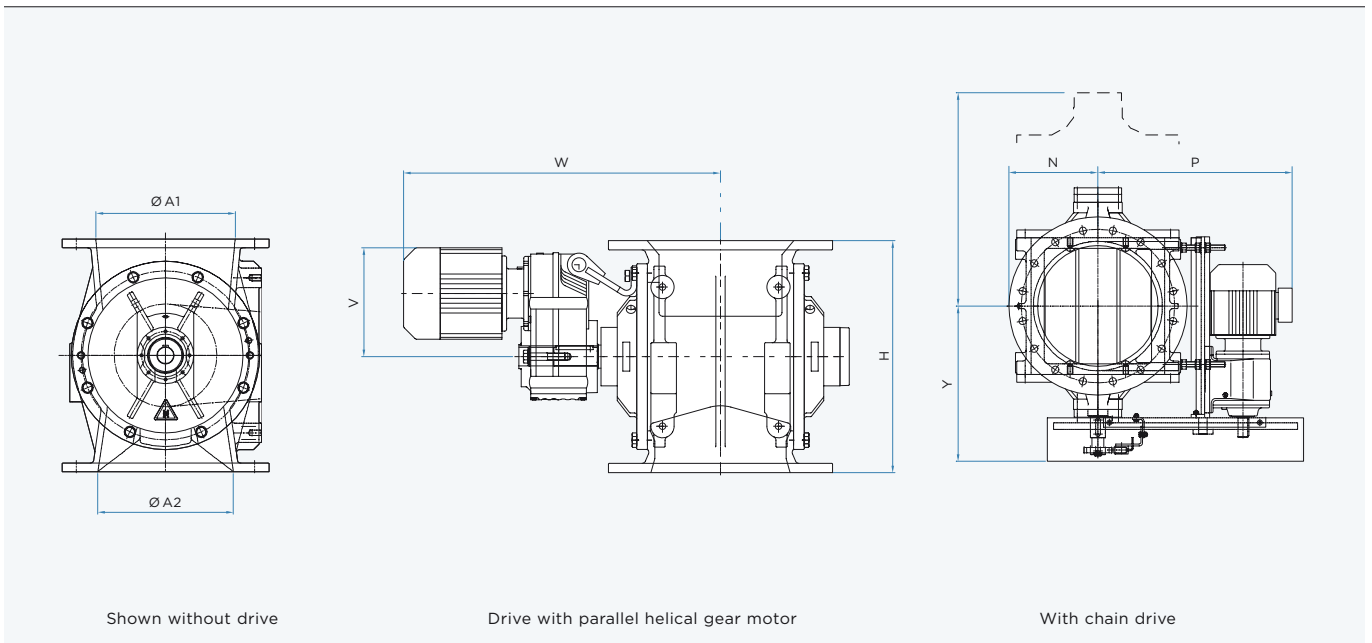
Leakage gas Diagram

(New, standard clearance 60°C, max. speed)



ROTARY VALVE FOR POWDERS | ZRD

PRESSURE RANGE	1.5 bar (21 psi), system and differential pressure
PRESSURE SURGE PROOF	10 bar (145 psi), due to heavy duty design
ATEX (OPTIONAL)	Usable in Ex-Zones and flameproof ST2 (protection system)
LARGE INLET/OUTLET	Without restriction of the cross section for the highest capacity
OUTBOARD BEARINGS	Separated from product by purged seal and drop out opening



	Inlet* / Outlet*		Other dimensions								Weight*** appr. kg		
	A1/A2 (DIN)	A1/A2 (ANSI)	Ø A1	Ø A2	H	P**	Y	N	V**	W**	Z	SS/GG	AC
ZRD 150	ND 150	6"	166	155	260	320	250	143	165	455	650	36	20
ZRD 200	ND 200	8"	210	200	340	350	290	170	180	565	681	53	30
ZRD 250	ND 250	10"	265	250	400	476	350	203	200	640	755	80	40
ZRD 320	ND 300	12"	316	300	500	520	390	242	235	685	932	140	60
ZRD 400	ND 350	14"	360	350	600	570	440	267	260	760	1034	260	120
ZRD 480	ND 400	16"	410	400	750	680	510	300	310	940	1271	490	270
ZRD 550	ND 500	20"	500	480	800	850	590	350	310	1000	1345	690	370
ZRD 630	ND 600	24"	600	590	900	865	670	408	385	1110	/	1200	700
ZRD 700	ND 700	28"	710	695	1000	1010	690	560	445	1260	/	1600	800
ZPD 800	ND 700	28"	700	680	1140	1175	800	756	417	1260	/	3010	1420

Dimensions in mm

* Drilled according to DIN PN 10 or ANSI 150 lbs

** Dimensions may vary depending on installed drive

*** Without drive