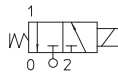


31JNX-31JLX SERIES

Accessories, Solenoid Pilot

31JNX and **31JLX** series are 3/2 NC valves with a with a compact design that allows the optimization of circuits inside the narrow spaces of the machines. Thanks to the G1/8 (M) outlet port, it is possible to mount the valve directly on the head of the actuators. This feature will ease the operations in the assembly line and reduce parts count. The armature tube is made of stainless steel to ensure greater strength and durability to the valve. Available on request the version with screw manual operator.



TECHNICAL DATA

PORT CONNECTION	M5 (inlet, exhaust), R1/8 (outlet)	
SEALING MATERIALS	FKM	
FLUID TEMPERATURE	-10°C + 140°C	
FLUIDS	Air, inert gas	
VISCOSITY	Max. 12 cSt	
TUBE Ø - COIL WIDTH - SERIES	Ø 10 mm - 22 mm	LBA05, LVA05 (class F), LBV05 (class H)
INSTALLATION	as required, preferably with actuator upright	
PROTECTION DEGREE	IP65 EN 60529 (DIN 40050) with plug connector	

MATERIALS

BODY	Nickel Plated Brass UNI EN 12165 CW617N or AISI 316
ORIFICE	Nickel Plated Brass UNI EN 12165 CW617N or AISI 316
ARMATURE TUBE	Stainless steel AISI Series 300
FIXED CORE	Stainless steel AISI Series 400
PLUNGER	Stainless steel aisi series 400
PHASE DISPLACEMENT RING	Copper (Cu 99.9%) or gold plated copper
SPRING	Stainless steel AISI Series 300
SEALING	V=FKM

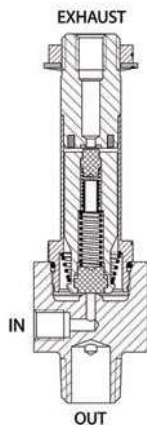
▪ **CE**
- 2014/35/EU (LVD)
- 2014/30/EU (EMC)
- 2014/68/EU (PED),
art. 4.3

▪ **UL** recognized and **VDE**
approved coils are available
for this series, please refer
to coil section.

▪ **EXPLOSION PROOF COILS**
suitable for zone 2-22 are available
for this series. Please refer to ATEX
coil section for further details.

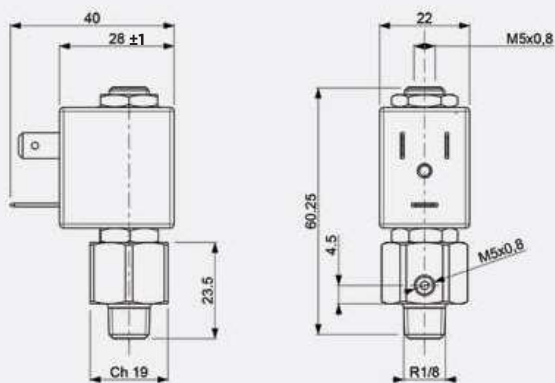
▪ The fluids listed in the "technical data" tables should be considered as a recommendation.
Please check the chemical compatibility of the fluids with the materials of the valve at RFQ stage.
▪ For spare parts list, please refer to the dedicated chapter.

3/2 NC

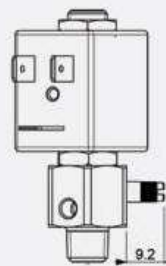


Process Valves & Components ■ Accessories ■ Solenoid Pilot ■ **31JNX-31JLX SERIES**

DRAWING 1



MANUAL OPERATOR OPTION



PIPE	ORIFICE SIZE	Kv [l/min]	COIL SERIES	PRESSURE [bar]			CODE		DRAWING REFERENCE
	Ø [mm]			MIN	MOPD AC DC	PS	BRASS	STAINLESS STEEL	
M5 x R1/8	1,5	0,8	L**05	0	10 10	40	31JNXW0V15-N	31JLXW0V15	1

■ 3rd way exhaust Ø 1.5 mm.

3/2 NC

I	II	III	IV	V	VI	VII	VIII	IX
3	1	JN	X	W	O	V	15	- N

CODIFICATION

I. NUMBER OF WAYS

3 - 3-way

II. NUMBER OF ELEMENTS

1 - 1 element

III. SERIES

JN - 3/2 brass body
JL - 3/2 stainless steel body

IV. CONNECTIONS

X - Inlet, exhaust M5 (F), Outlet R1/8

V. CORE TUBE TYPE

W - for 3/2 3rd way exhaust Ø 1.5 mm

VI. PHASE DISP. RING MATERIAL

O - copper

VII. SEALING MATERIAL

V - FKM

VIII. ORIFICE Ø [mm] MULTIPLIED BY 10

IX. VERSIONS

N - nickel plated body (valid only for brass body, JN series)

MN - nickel plated body and manual override (valid only for brass body, JN series)

blank - no options (valid only for stainless steel body, JL series)

M - manual operator, screw type (valid only for stainless steel body, JL series)