

SHORT FORM CATALOG



Cold Hard Facts About Our Products

TABLE OF CONTENTS

Product Index – Alphanumeric	2
TVS Diode Arrays.....	4
Steering Diode/TVS Combo	17
Flip Chip Arrays	19
Steering Diodes	22
EMI Filter/TVS Diode Arrays	25
Thyristors	27
Module – Components	28
Module – Surgebusters™	30
Analog Switches	32
LED Drivers.....	34
Audio – PUNKS.....	34
Audio – Codex.....	35
Audio – FM Transmitters	35
Telecom	36
Real-Time Clocks	37
Protection Selection Chart	38
Product Packaging.....	40

ATTENTION

- Not all voltages, configurations or packages are shown. Please consult factory for more information.
- All devices, with the exception of those contained within the Modules-Components and Modules-Surgebuster sections are Lead-Free, ROHS compliant. These products are designated as “lead free” and meet the requirements of the European Union’s restriction on the use of hazardous substances in electrical equipment as stated in (RoHS) direction, 2002/95/EC. ProTek Devices defines “lead free” as products that are compatible with current RoHS requirements for the 6 “banned” substances: Lead (Pb, <1000ppm), Cadmium (Cd, <100ppm), Mercury (Hg, <1000ppm), Hexavalent Chromium (Cr6+, <1000ppm), Poly Brominated Biphenyls (PPB, <1000ppm), Poly Brominated Diphenyl Ethers (PBDE, <1000ppm). This includes the requirements that lead not exceed 0.1% by weight in homogeneous materials.
- Standard Tape & Reel Nomenclature
 - -T7 for 7" Reels, i.e., PSOT05-T7
 - -T71 for 7" Reels 1,000 pieces per reel, i.e., ESD4-LFC-T71
 - -T73 for 7" Reels 3,000 pieces per reel, i.e., ESD4-LFC-T73
 - -T13 for 13" Reels, i.e., SM8LC05-T13
 - -TS for sample size Reels, i.e., SM16LC05C-TS

Not all products are available in 7" or 13" reels. Quantities per reel vary depending upon package size. Please consult product datasheet or the factory for ordering information regarding a specific part series.

Do not put products into life support systems without written consent from the factory.

Cover photograph by Rakesh Kansal ©2009

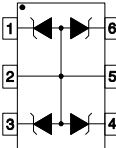
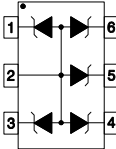
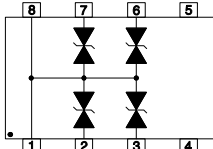
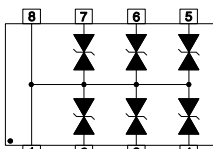
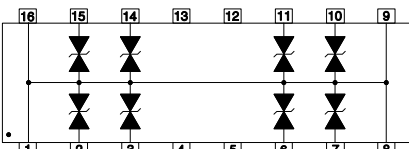
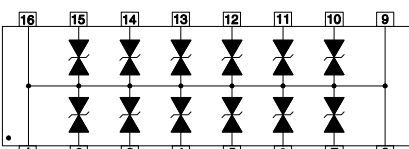
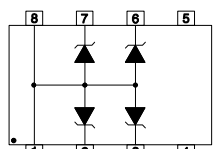
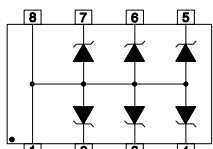
ALPHANUMERIC - INDEX

15KP Series	28	P0402FCxxC Series	19
15KPA Series	28	P0404FCxxC Series	19
232B & E	30	P0406FCxxC Series	19
2700SM78	28	P0408FCxxC Series	20
30KPA Series	28	P15KP Series	28
420E Series	30	P30KP Series	28
420LB & LE Series	30	P201	8
422B & E	30	P5V0S1UL	8
422ELC	30	P5V0S1ULC	8
485ELC	30	PA1208	37
587B Series	30	PA1418	35
587BLP Series	30	PA2011	32
587BLPE Series	30	PA2018	32
60 & 90KS200C	28	PA2034	32
704 Series	28	PA2222	32
CP & CPxxC Series	4	PA2222T	32
CX12 & CX12LC	31	PA2312	32
DA8 Series & DA16 Series	4	PA2268	32
DALC112S1	22	PA2268T	32
DFN6-36	5	PA2535	32
DLZ Series	5	PA2536	33
DSOT Series	5	PA2983	33
EM1609-04DLP	25	PA3535	33
EM1631-08DLP	25	PA3536	33
EM1636-04DLP	25	PA4101	34
EM4D-100L	25	PA4201	34
EM4DLP-100L	25	PA4401	34
EM4DLP-100L	25	PA4684	33
EM6D-100-4D	25	PA5026	34
EM6D-100L	25	PA5110	34
EM6DLP-100L	25	PA5750	35
EM6DLP-100L	25	PA5910	34
EM6D-100LL	25	PAUSB42	33
EM8D-100L	25	PHP & PIP Series	29
EM8DLP-100L	25	PKFCxxC Series	20
EM8DLP-100L	25	PLC01-6	8
EMIF4-100FCD4	26	PLC03-3.3	8
EMIF4-100LFC	26	PLC03-6	17
EMIF6-100FC	26	PLC496	8
EMIF6-100LFC	26	PLC497	8
EMIF6-100LLFC	26	PLCDA Series	8
ESD4-LFC	19	PLCDAxxC-6 Series	8
ESD4-DFN	5	PLR0502	17
ESD6-DFN	5	PLR0504F	17
ESD8-DFN	6	PLR0508	17
ESOT3.3LC-2	6	PLR3304	17
ESOT3.3LCC	6	PLW0501D	9
ESOT12LCC-1	6	PLW0501H	9
ESOT24LCC-2	6	PLW0501P	9
ET108	22	PLW1201H	9
ET720	22	PMAD Series	23
ET721	22	PMAD1108	23
ET723	22	PMMAD Series	23
ET724	22	PMMAD1108	24
GBLC & GBLCxxC Series	6	PMT88L70	36
GBLCxxI & GBLCxxCI Series	6	PMT8816	36
GBLCxxLC & GBLCxxCLC Series	6	PMT8870	36
GBLCSCxx & GBLCSCxxC Series	7	PMT9370	36
GBLCSC08CLC	7	PP-SM Series	27
GPZ Series	28	PRSB6.8C	9
IO6LC	22	PRSB6.8CT	9
LC0402FCxxC Series	19	PRSB6.8D	9
LC0404FCxxC Series	19	PSD & PSDxxC Series	9
LC0406FCxxC Series	19	PSD05HP	10
LC0408FCxxC Series	19	PSLCxxC Series	10
LCA Series	7	PSM712	10
LCD Series	7	PSMDA05-6	10
MAD Series	22	PSMDAxxC-4 Series	10
MAD1108	23	PSMDAxxC-8 Series	10
MMAD Series	23	PSMF Series	10
MMAD1108	24	PSMSxxC Series	11
MSMF & MSMFxxC Series	7	PSOTxxC Series	11
MSMF05LC & MSMF05LCC	7	PSOT05CU	11

PRODUCT INDEX - ALPHANUMERIC

PSOTxxKCA Series.....	11
PSOTxxLC Series	11
PSOTxxLCC Series	11
PSR05	17
PSRDA70-4.....	24
PSRDAxx-4 Series	17
PSRDAxx-6 Series	17
PUSBxB Series	18
RSB6.8B	11
RSB6.8G	11
RSB6.8S	12
SFC05-4	20
SFC05-5	20
SLVDA2.8LC	12
SLVU2.8	12
SLVU2.8-4.....	12
SLVU2.8-8.....	12
SM14MxxC Series.....	12
SM15KPA Series.....	29
SM30KPA Series.....	29
SM16 Series	12
SM16LC & SM16LCxxC Series	12
SM20M05-18	13
SM8LC Series.....	13
SMDA & SMDAxxC Series	13
SMDAxxLC & SMDAxxLCC Series	13
SMDAxxCM Series	13
SMDB & SMDBxxC Series	14
SMFxxC Series	14
SMLCxxC-2 Series	14
SMP6LCxx-2P Series.....	14
SMS & SMSxxC Series.....	14
SR12	18
SR Series	18
SR70	24
SRV05-4	18
SRV2.8-4	18
TEL50B & E.....	31
TEL185B & E.....	31
U0402FCxxC Series	20
U0404FCxxC Series	20
U0406FCxxC Series	20
U0408FCxxC Series	21
ULC0402FCxxC Series.....	21
ULC0404FCxxC Series.....	21
ULC0406FCxxC Series.....	21
ULC0408FCxxC Series.....	21
ULLC0402FCxxC Series	21
USB002	24
USB004	24
USB04 & USB04xxC Series	14
USB208	24
VSIP Series.....	15
VSB06PxLCI Series	15
VSMF05LC & VSMF05LCC	16

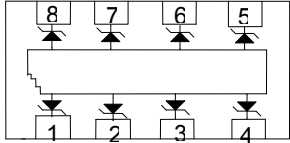
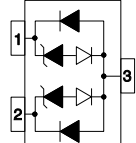
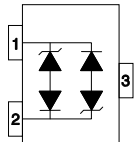
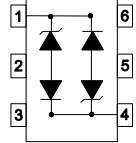
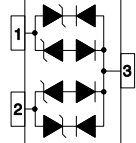
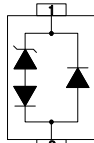
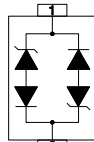
TVS DIODE ARRAYS

PART NUMBER	STAND-OFF VOLTAGE - V_{WM}	MIN. BREAKDOWN VOLTAGE - V_{BR}	CLAMPING VOLTAGE - V_C @ I_{PP}	CURRENT I_{PP} @ 8/20 μ s - A	LEAKAGE CURRENT - μ A @ V_{WM}	CAPACITANCE C_j - pF	NUMBER OF LINES	POWER @ 8/20 μ s - WATTS	PIN CONFIGURATION
CP05	5.0	6.0	11.8	17.0	20	70	4	200	 <p>SOT-23-6</p>
CP05C	5.0	6.0	11.8	17.0	20	70	5	200	 <p>SOT-23-6</p>
DA12CL	12.0	13.3	32.9	34.0	2	385	4	800	 <p>8 PIN DIP</p>
DA15CL	15.0	16.7	37.7	27.0	2	300	4	800	
DA05CM	5.0	6.0	24.6	45.0	200	500	6	800	 <p>8 PIN DIP</p>
DA12CM	12.0	13.3	32.9	34.0	2	385	6	800	
DA15CM	15.0	16.7	37.7	27.0	2	300	6	800	
DA24CM	24.0	26.7	53.0	20.0	2	200	6	800	
DA12CN	12.0	13.3	32.9	34.0	2	385	8	800	 <p>16 PIN DIP</p>
DA05CP	5.0	6.0	24.6	45.0	200	500	12	800	 <p>16 PIN DIP</p>
DA24CP	24.0	26.7	53.0	20.0	2	200	12	800	
DA05L	5.0	6.0	24.6	45.0	200	880	4	800	 <p>8 PIN DIP</p>
DA05M	5.0	6.0	24.6	45.0	200	880	6	800	 <p>8 PIN DIP</p>

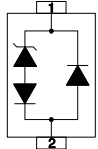
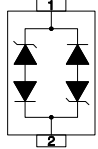
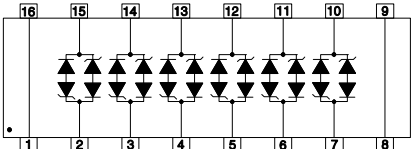
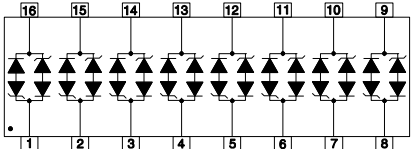
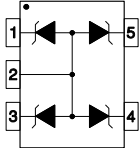
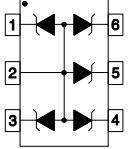
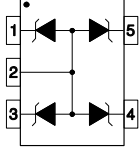
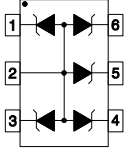
TVS DIODE ARRAYS

PART NUMBER	STAND-OFF VOLTAGE - V_{WM}	MIN. BREAKDOWN VOLTAGE - $V_{(BR)}$	CLAMPING VOLTAGE - V_C @ I_{PP}	CURRENT I_{PP} @ 8/20 μ s - A	LEAKAGE CURRENT - μ A @ V_{WM}	CAPACITANCE C_j - pF	NUMBER OF LINES	POWER @ 8/20 μ s - WATTS	PIN CONFIGURATION
DA05N	5.0	6.0	24.6	45.0	200	880	8	800	<p>16 PIN DIP</p>
DA05P	5.0	6.0	24.6	45.0	200	880	12	800	<p>16 PIN DIP</p>
DFN6-36	33.0	35.0	45.0	2.0	5.0	50	3	300	<p>Top View DFN-6</p>
DLZ-5A	5.0	6.0	18.1	70.0	200	880	15	1300	<p>16 PIN DIP CERAMIC</p>
DLZ-12A	12.0	13.3	28.0	48.0	2	440	15	1300	
DLZ-17A	17.0	19.2	37.4	35.0	2	330	15	1300	
DLZ-24A	24.0	26.7	50.5	26.0	2	275	15	1300	
DLZ-30A	30.0	33.3	60.0	24.0	2	220	15	1300	
DLZ-8C	8.0	8.5	29.0	45.0	10	440	15	1300	<p>16 PIN DIP CERAMIC</p>
DLZ-13CA	13.0	14.4	31.0	43.0	4	385	15	1300	
DLZ-19CA	19.0	21.6	40.5	33.0	4	275	15	1300	
DLZ-30CA	30.0	33.3	62.5	21.0	4	165	15	1300	
Note: The DLZ Series is not ROHS Compliant.									
DSOT03C	3.3	4.0	10.9	10.0	30	9	1	100	<p>DFN-3</p>
DSOT05C	5.0	6.0	12.5	2.0	2	9	1	100	
ESD4-DFN	5.0	6.0	12.0	2.0	0.1 @ 3V	7 @ 2.5V	4	-	<p>DFN-4</p>
ESD6-DFN	5.0	6.0	9.8	1	0.1 @ 3V	7 @ 2.5V	6	-	<p>DFN-6</p>

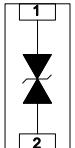
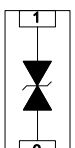
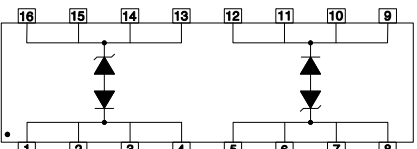
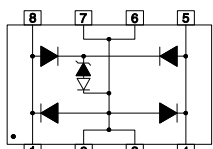
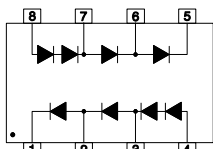
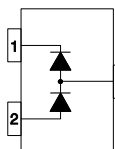
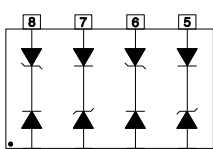
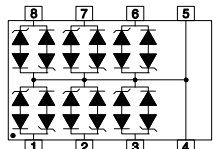
TVS DIODE ARRAYS

PART NUMBER	STAND-OFF VOLTAGE - V_{WM}	MIN. BREAKDOWN VOLTAGE - V_{BR}	CLAMPING VOLTAGE - V_C @ I_{PP}	CURRENT I_{PP} @ 8/20 μ s - A	LEAKAGE CURRENT - μ A @ V_{WM}	CAPACITANCE C_j - pF	NUMBER OF LINES	POWER @ 8/20 μ s - WATTS	PIN CONFIGURATION
ESD8-DFN	5.0	6.0	-	-	0.1	7 @ 2.5V	8	30	 DFN-8
ESOT3.3LC-2	3.3	3.5	6.5	1.0	2.0	15	2	175	 SOT-23
ESOT3.3LCC	3.3	3.6	-	-	2.0	15	1	50	 SOT-23
ESOT12LCC-1	12.0	13.3	29.0	9.0	1.0	3	1	250	 SOT-23-6
ESOT24LCC-2	24.0	36.6	-	-	1.0	6	2	100	 SOT-23
GBLC03	3.3	4.0	19.0	20.0	5	3	1	350	 SOD-323
GBLC05	5.0	6.0	18.3	17.0	5	3	1	350	
GBLC03I	3.0	4.0	13.9	15.0	5	0.6	1	350	
GBLC05I	5.0	6.0	18.3	17.0	5	0.6	1	350	
GBLC12I	12.0	13.3	28.6	11.0	1	0.6	1	350	
GBLC03LC	3.3	4.0	20.0	24.0	5	0.8	1	250	
GBLC05LC	5.0	6.0	18.3	15.0	5	0.7	1	250	
GBLC03C	3.3	4.0	19.0	20.0	5	3	1	350	
GBLC05C	5.0	6.0	18.3	17.0	5	3	1	350	
GBLC08C	8.0	8.5	18.5	17.0	2	3	1	350	
GBLC12C	12.0	13.3	28.6	11.0	1	3	1	350	 SOD-323
GBLC15C	15.0	16.7	31.8	10.0	1	3	1	350	
GBLC18C	18.0	20.0	45.0	8.0	1	3	1	350	
GBLC24C	24.0	26.7	56.0	6.0	1	3	1	350	
GBLC03CI	3.0	4.0	13.9	15.0	5	0.6	1	350	
GBLC05CI	5.0	6.0	18.3	17.0	5	0.6	1	350	
GBLC12CI	12.0	13.3	28.6	11.0	1	0.6	1	350	
GBLC03CLC	3.3	4.0	20.0	24.0	5	0.8	1	250	
GBLC05CLC	5.0	6.0	18.3	15.0	5	0.7	1	250	

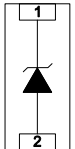
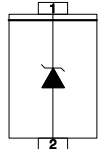
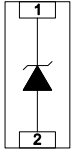
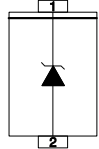
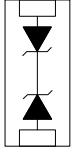
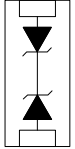
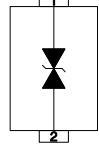
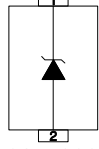
TVS DIODE ARRAYS

PART NUMBER	STAND-OFF VOLTAGE - V_{WM}	MIN. BREAKDOWN VOLTAGE - V_{BR}	CLAMPING VOLTAGE - V_C @ I_{PP}	CURRENT I_{PP} @ 8/20 μ s - A	LEAKAGE CURRENT - μ A @ V_{WM}	CAPACITANCE C_j - pF	NUMBER OF LINES	POWER @ 8/20 μ s - WATTS	PIN CONFIGURATION
GBLCSC03	3.3	4.0	13.0	10.0	1	1.5	1	200	 <p>SC-79</p>
GBLCSC05	5.0	6.0	16.0	10.0	1	1.5	1	200	
GBLCSC08	8.0	8.5	-	-	1	1.5	1	200	
GBLCSC03C	3.3	4.0	13.0	10.0	1	1.5	1	200	 <p>SC-79</p>
GBLCSC05C	5.0	6.0	16.0	10.0	1	1.5	1	200	
GBLCSC08C	8.0	8.5	-	-	1	1.5	1	200	
GBLCSC08CLC	8.0	8.5	13.0	1.0	1.0	0.4	1	125	
LCA05C	5.0	6.0	24.0	45.0	100	15	6	800	 <p>16 PIN DIP</p>
LCA12C	12.0	13.3	32.0	34.0	4	15	6	800	
LCD05C	5.0	6.0	24.0	45.0	100	15	8	800	 <p>16 PIN DIP</p>
LCD08C	8.0	8.5	25.5	40.0	10	15	8	800	
LCD12C	12.0	13.3	32.0	34.0	4	15	8	800	
LCD24C	24.0	26.7	48.0	22.0	4	15	8	800	
MSMF05	5.0	6.0	12.0	9.0	1	40	3-4	100	 <p>SOT-553</p>
MSMF05C	5.0	6.0	12.0	9.0	1	40	4-5	100	 <p>SOT-563</p>
MSMF05LC*	5.0	6.0	12.0	2.0	1	9	3-4	25	 <p>SOT-553</p>
Note*: Also available in SOT-953 package configuration, part number VSMF05LC									
MSMF05LCC*	5.0	6.0	12.0	2	1	9	4-5	25	 <p>SOT-563</p>
Note*: Also available in SOT-963 package configuration, part number VSMF05LCC									

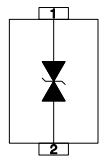
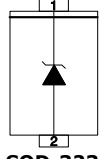
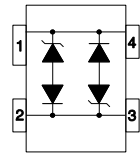
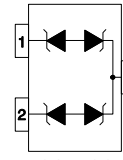
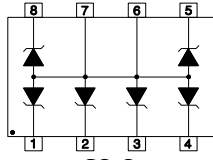
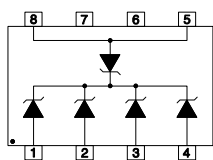
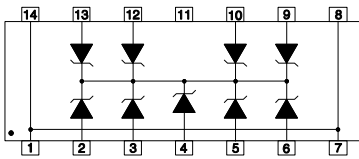
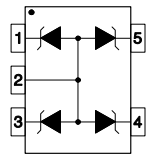
TVS DIODE ARRAYS

PART NUMBER	STAND-OFF VOLTAGE - V_{WM}	MIN. BREAKDOWN VOLTAGE - V_{BR}	CLAMPING VOLTAGE - V_C @ I_{PP}	CURRENT I_{PP} @ 8/20 μ s - A	LEAKAGE CURRENT - μ A @ V_{WM}	CAPACITANCE C_j - pF	NUMBER OF LINES	POWER @ 8/20 μ s - WATTS	PIN CONFIGURATION
P0201	4.7	5.7	-	-	0.5	5	1	10	 <p>0201</p>
P5V0S1UL	5.0	6.0	9.8	1.0	1.0	70	1	110	 <p>DFN-2</p>
P5V0S1ULC	5.0	6.0	9.8	1.0	1.0	30	1	110	
PLC01-6*	6.0	8.0	16.0	200	25	50	1	1500	 <p>SO-16(WIDE BODY)</p>
Note*: I_{PP} & P_{PP} @ 10/1000 μ s									
PLC03-3.3	3.0	2.8	18.0	100	2	25	1	1800	 <p>SO-8</p>
PLC496	1.0	2.5	12.5	30.0	20	1.25	1	500	 <p>SO-8</p>
PLC497	1.0	1.3	5.0	50.0	20	2.5	1	250	 <p>SOT-23</p>
PLCDA05	5.0	6.0	13.5	42.0	20	5	2P	500	 <p>SO-8</p>
PLCDA12	12.0	13.3	25.9	21.0	1	5	2P	500	
PLCDA15	15.0	16.7	30.0	17.0	1	5	2P	500	
PLCDA03C-6	3.3	4.5	20.0	35.0	125	8	6	500	 <p>SO-8</p>
PLCDA05C-6	5.0	6.0	24.0	42.0	20	8	6	500	
PLCDA08C-6	8.0	8.5	26.0	34.0	10	8	6	500	
PLCDA15C-6	15.0	16.7	39.0	17.0	2	8	6	500	

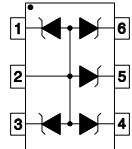
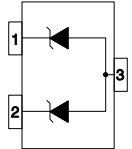
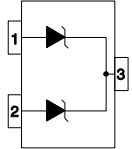
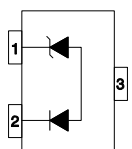
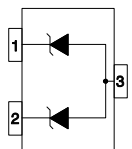
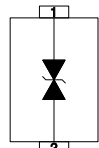
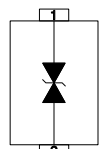
TVS DIODE ARRAYS

PART NUMBER	STAND-OFF VOLTAGE - V_{WM}	MIN. BREAKDOWN VOLTAGE - V_{BR}	CLAMPING VOLTAGE - V_C @ I_{PP}	CURRENT I_{PP} @ 8/20 μ s - A	LEAKAGE CURRENT - μ A @ V_{WM}	CAPACITANCE C_j - pF	NUMBER OF LINES	POWER @ 8/20 μ s - WATTS	PIN CONFIGURATION
PLW0501D	5.0	6.0	9.8	1.0	1	70	1	150	 DFN-2
PLW0501H	5.0	6.0	12.5	16.0	5	120	1	250	 SC-79
PLW0501P	5.0	6.0	12.5	16.0	5	120	1	250	 DFN-2
PLW1201H	12.0	13.3	24.0	5.0	1	50	1	200	 SC-79
PRSB6.8C	4.7	5.7	-	-	1	15	1	10*	 DFN-2
Note*: Power at 10/1000 μ s. Also available in SOD-723 package configuration, part number RSB6.8G.									
PRSB6.8CT	4.7	5.7	-	-	1.0	15	1	10*	 DFN-2T
Note*: Power at 10/1000 μ s.									
PRSB6.8D	4.7	5.7	-	-	0.5	15	1	10*	 SOD-923
Note*: Power at 10/1000 μ s.									
PSD03	3.3	4.0	10.9	43.0	125	500	1	500	 SOD-323
PSD05	5.0	6.0	13.5	42.0	10	350	1	500	
PSD12	12.0	13.3	25.9	21.0	1	150	1	500	
PSD15	15.0	16.7	30.0	17.0	1	100	1	500	
PSD24	24.0	26.7	49.0	12.0	1	88	1	500	
PSD36	36.0	40.0	75.0	5.0	1	75	1	500	

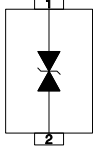
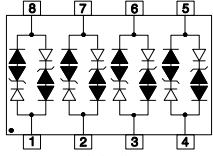
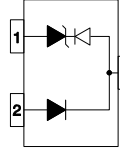
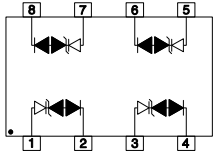
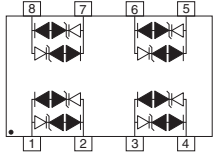
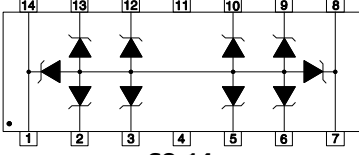
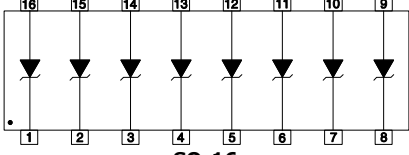
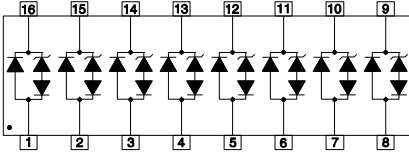
TVS DIODE ARRAYS

PART NUMBER	STAND-OFF VOLTAGE - V_{WM}	MIN. BREAKDOWN VOLTAGE - $V_{(BR)}$	CLAMPING VOLTAGE - V_C @ I_{PP}	CURRENT I_{PP} @ 8/20 μ s - A	LEAKAGE CURRENT - μ A @ V_{WM}	CAPACITANCE C_j - pF	NUMBER OF LINES	POWER @ 8/20 μ s - WATTS	PIN CONFIGURATION
PSD03C	3.3	4.0	10.9	39.0	125	200	1	400	 <p>SOD-323</p>
PSD05C	5.0	6.0	14.5	28.0	10	175	1	400	
PSD12C	12.0	13.3	29.5	14.0	1	50	1	400	
PSD15C	15.0	16.7	33.0	12.0	1	40	1	400	
PSD24C	24.0	26.7	46.2	9.0	1	40	1	400	
PSD36C	36.0	40.0	75.0	5.0	1	35	1	400	
PSD05HP	5.0	6.0	15.0	72.0	20.0	800	1	1000	 <p>SOD-323</p>
PSLC05C	5.0	6.0	18.3	17.0	20	5	1	350	 <p>SOT-143</p>
PSLC12C	12.0	13.3	28.6	11.0	1	5	1	350	
PSLC15C	15.0	16.6	31.8	10.0	1	5	1	350	
PSLC24C	24.0	26.7	56.0	6.0	1	5	1	350	
PSM712 Pin 3-1, 3-2 Pin 1-3, 2-3	7.0 12.0	7.5 13.3	17.0 30.0	34.0 30.0	20 1	75 75	1 1	600 600	 <p>SOT-23</p>
PSMDA05-6	5.0	6.0	18.0	17.0	20	120	5-6	350	 <p>SO-8</p>
PSMDA12C-4	12.0	13.3	29.0	20.0	1	150	4	500	 <p>SO-8</p>
PSMDA15C-4	15.0	16.7	32.0	18.0	1	120	4	500	
PSMDA24C-4	24.0	26.7	45.0	13.0	1	100	4	500	
PSMDA05C-8	5.0	6.0	15.4	30.0	100	350	8	450	 <p>SO-14</p>
PSMDA15C-8	15.0	16.7	32.4	14.0	1	120	8	450	
PSMDA24C-8	24.0	26.7	45.0	10.0	1	100	8	450	
PSMF05	5.0	6.0	12.0	9.0	10	60	4	100	 <p>SC70-5L</p>

TVS DIODE ARRAYS

PART NUMBER	STAND-OFF VOLTAGE - V_{WM}	MIN. BREAKDOWN VOLTAGE - V_{BR}	CLAMPING VOLTAGE - V_C @ I_{PP}	CURRENT I_{PP} @ 8/20 μ s - A	LEAKAGE CURRENT - μ A @ V_{WM}	CAPACITANCE C_j - pF	NUMBER OF LINES	POWER @ 8/20 μ s - WATTS	PIN CONFIGURATION
PSMS05C*	5.0	6.0	21.0	17.0	20	150	4	350	 <p>SOT-23-6</p>
Note*: PSMS & PSMSxxC Series are identical to SMS & SMSxxC Series									
PSOT03C	3.3	4.0	10.9	43.0	125	300	1	500	 <p>SOT-23</p>
PSOT05C	5.0	6.0	13.5	42.0	20	210	1	500	
PSOT12C	12.0	13.3	25.9	21.0	2	90	1	500	
PSOT15C	15.0	16.7	30.0	17.0	1	60	1	500	
PSOT24C	24.0	26.7	49.0	12.0	1	63	1	500	
PSOT36C	36.0	40.0	76.8	9.0	1	60	1	500	
PSOT05CU	5.0	6.02	9.8	1.0	10	210	1-2	300	
PSOT36KCA	33.0	36.0	66.0	6.0	0.1	45	2	300	 <p>SOT-23</p>
PSOT03LC	3.3	4.0	10.9	43.0	125	5	1	500	 <p>SOT-23</p>
PSOT05LC	5.0	6.0	13.5	42.0	20	5	1	500	
PSOT08LC	8.0	8.5	16.9	34.0	10	5	1	500	
PSOT15LC	15.0	16.7	30.0	17.0	1	5	1	500	
PSOT24LC	24.0	26.7	49.0	12.0	1	5	1	500	
PSOT03LCC	3.3	4.0	12.0	22.0	75	200	1	300	 <p>SOT-23</p>
PSOT05LCC	5.0	6.0	15.0	20.0	10	120	1	300	
RSB6.8B*	4.7	5.7	-	-	0.5**	30	1	10**	 <p>SOD-323</p>
Note*: Also available in SOD-723 package configuration, part number PRSB6.8C. Note**: P_{PP} @ 10/1000 μ s, Leakage Current - V_{WM} @ 3.5V									
RSB6.8G*	4.7	5.7	-	-	0.5**	15	1	10**	 <p>SOD-723</p>
Note*: Also available in SOD-723 package configuration, part number PRSB6.8C. Note**: P_{PP} @ 10/1000 μ s, Leakage Current - V_{WM} @ 3.5V									

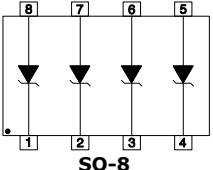
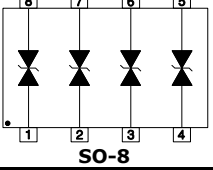
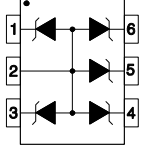
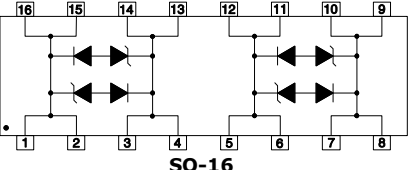
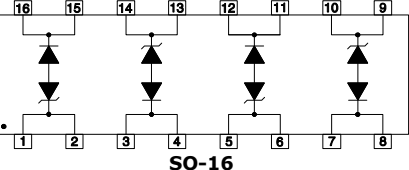
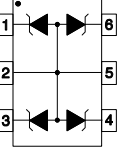
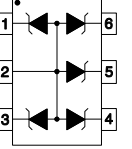
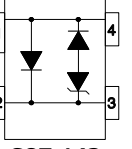
TVS DIODE ARRAYS

PART NUMBER	STAND-OFF VOLTAGE - V_{WM}	MIN. BREAKDOWN VOLTAGE - V_{BR}	CLAMPING VOLTAGE - V_C @ I_{PP}	CURRENT I_{PP} @ 8/20 μ s - A	LEAKAGE CURRENT - μ A @ V_{WM}	CAPACITANCE C_j - pF	NUMBER OF LINES	POWER @ 8/20 μ s - WATTS	PIN CONFIGURATION
RSB6.8S*	4.7	5.7	-	-	0.5**	30	1	10**	 <p>SC-79</p>
<p>Note*: Also available in SOD-723 package configuration, part number PRSB6.8C. Note**: P_{PP} @ 10/1000μs, Leakage Current - V_{WM} @ 3.5V</p>									
SLVDA2.8LC	2.8	3.0	21.0	30.0	1	5	4P	600	 <p>SO-8</p>
SLVU2.8	2.8	3.0	21.0	30.0	1	2.5	1	600	 <p>SOT-23</p>
SLVU2.8-4	2.8	3.0	21.0	30.0	1	3	2P	600	 <p>SO-8</p>
SLVU2.8-8	2.8	3.0	17.0	30.0	1	6	4P	600	 <p>SO-8</p>
SM14M05C	5.0	6.0	17.8	47.0	100	500	8	800	 <p>SO-14</p>
SM14M12C	12.0	13.3	26.6	34.0	2	385	8	800	
SM14M15C	15.0	16.7	33.1	25.0	2	300	8	800	
SM14M24C	24.0	26.7	42.1	19.0	2	200	8	800	
SM1605	5.0	6.0	13.5	42.0	10	550	8	500	 <p>SO-16</p>
SM16LC03	3.3	4.5	20.0	35.0	125	15	8	500	 <p>SO-16</p>
SM16LC05	5.0	6.0	24.0	42.0	20	15	8	500	

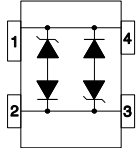
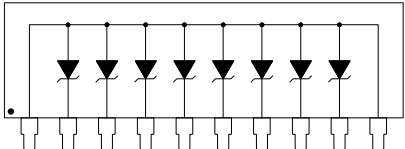
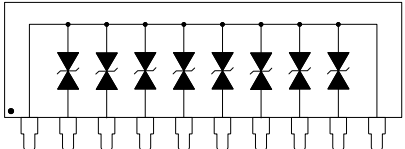
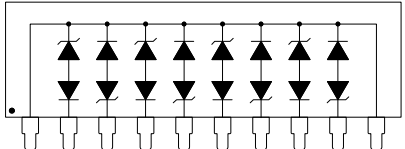
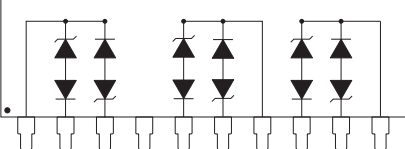
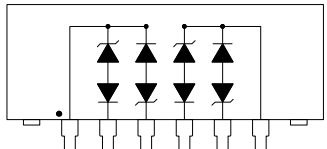
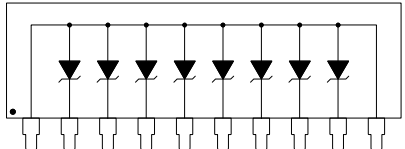
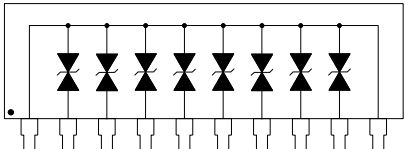
TVS DIODE ARRAYS

PART NUMBER	STAND-OFF VOLTAGE - V_{WM}	MIN. BREAKDOWN VOLTAGE - $V_{(BR)}$	CLAMPING VOLTAGE - V_C @ I_{PP}	CURRENT I_{PP} @ 8/20 μ s - A	LEAKAGE CURRENT - μ A @ V_{WM}	CAPACITANCE C_j - pF	NUMBER OF LINES	POWER @ 8/20 μ s - WATTS	PIN CONFIGURATION
SM16LC05C	5.0	6.0	24.0	42.0	20	15	8	500	<p>SO-16</p>
SM16LC08C	8.0	8.5	26.0	30.0	10	15	8	500	
SM16LC12C	12.0	13.3	33.0	21.0	2	15	8	500	
SM16LC15C	15.0	16.7	39.0	15.0	2	15	8	500	
SM16LC24C	24.0	26.7	57.0	10.0	2	15	8	500	
SM16LC36C	36.0	40.0	72.0	7.0	2	15	8	500	
SM20M05-18	5.0	6.0	12.0	16.0	20	120	18	200	<p>SO-20(WIDE BODY)</p>
SM8LC05	5.0	6.0	24.6	45.0	100	25	2P	800	<p>SO-8</p>
SM8LC08	8.0	8.5	25.5	40.0	10	25	2P	800	
SM8LC12	12.0	13.3	32.9	34.0	4	25	2P	800	
SMDA03	3.3	4.0	10.9	43.0	125	800	4	500	<p>SO-8</p>
SMDA05	5.0	6.0	13.5	42.0	20	550	4	500	
SMDA15	15.0	16.7	30.0	17.0	1	140	4	500	
SMDA24	24.0	26.7	49.0	12.0	1	88	4	500	
SMDA36	36.0	40.0	76.8	9.0	1	80	4	500	
SMDA05C	5.0	6.0	13.5	42.0	20	308	4	500	<p>SO-8</p>
SMDA08C	8.0	8.5	16.9	34.0	10	300	4	500	
SMDA12C	12.0	13.3	25.9	27.0	1	105	4	500	
SMDA15C	15.0	16.7	30.0	17.0	1	80	4	500	
SMDA24C	24.0	26.7	49.0	12.0	1	50	4	500	
SMDA03LC	3.3	4.5	10.9	43.0	125	15	4	500	<p>SO-8</p>
SMDA05LC	5.0	6.0	13.5	42.0	20	15	4	500	
SMDA24LC	24.0	26.7	49.0	12.0	1	15	4	500	
SMDA03LCC	3.3	4.5	10.9	43.0	125	15	4	500	<p>SO-8</p>
SMDA05LCC	5.0	6.0	13.5	42.0	20	15	4	500	
SMDA08LCC	8.0	8.5	16.9	34.0	10	15	4	500	
SMDA15LCC	15.0	16.7	30.0	17.0	1	15	4	500	
SMDA15CM	15.0	16.7	31.1	18.0	1	100	4-7	500	<p>SO-8</p>

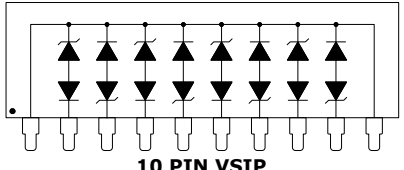
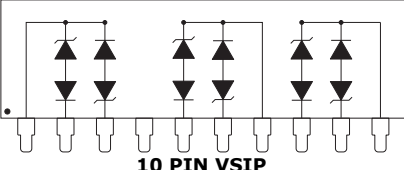
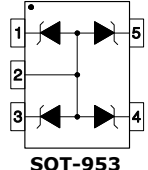
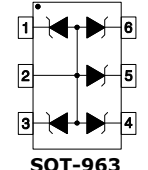
TVS DIODE ARRAYS

PART NUMBER	STAND-OFF VOLTAGE - V_{WM}	MIN. BREAKDOWN VOLTAGE - V_{BR}	CLAMPING VOLTAGE - V_C @ I_{PP}	CURRENT I_{PP} @ 8/20 μ s - A	LEAKAGE CURRENT - μ A @ V_{WM}	CAPACITANCE C_j - pF	NUMBER OF LINES	POWER @ 8/20 μ s - WATTS	PIN CONFIGURATION
SMDB05	5.0	6.0	24.6	45.0	200	880	4	800	 <p>SO-8</p>
SMDB24	24.0	26.7	48.5	20.0	2	275	4	800	
SMDB05C	5.0	6.0	24.6	45.0	200	493	4	800	 <p>SO-8</p>
SMDB12C	12.0	13.3	32.9	34.0	2	248	4	800	
SMDB15C	15.0	16.7	38.5	27.0	2	225	4	800	
SMDB24C	24.0	26.7	48.5	20.0	2	155	4	800	
SMF05C	5.0	6.0	12.0	9.0	5	60	4-5	100	 <p>SC70-6L</p>
SMF12C	12.0	13.3	23.8	4.2	1	30	4-5	100	
SMLC6.5C-2	6.5	7.2	12.4	10.0	300	30	2P	3600	 <p>SO-16</p>
SMLC12C-2	12.0	13.3	19.9	10.0	2	30	2P	3600	
SMP6LC05-2P	5.0	6.0	9.6	10.0	300	15	2P	3600	 <p>SO-16</p>
SMP6LC6.5-2P	6.5	7.2	12.4	10.0	300	15	2P	3600	
SMP6LC08-2P	8.0	8.5	13.6	10.0	25	15	2P	3600	
SMP6LC12-2P	12.0	13.3	19.9	10.0	2	15	2P	3600	
SMP6LC15-2P	15.0	16.7	24.4	10.0	2	15	2P	3600	
SMP6LC24-2P	24.0	26.7	38.9	10.0	2	15	2P	3600	
SMS05*	5.0	6.0	21.0	17.0	20	150	4	350	 <p>SOT-23-6</p>
SMS05C*	5.0	6.0	21.0	17.0	20	150	4	350	 <p>SOT-23-6</p>
Note*: PSMS & PSMSxxC Series are identical to SMS & SMSxxC Series									
USB0405	5.0	6.0	18.3	17.0	20	5	1	500	 <p>SOT-143</p>
USB0412	12.0	13.3	28.6	11.0	1	5	1	500	
USB0415	15.0	16.6	31.8	10.0	1	5	1	500	
USB0424	24.0	26.7	56.0	6.0	1	5	1	500	

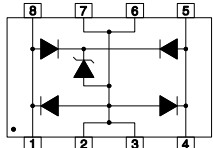
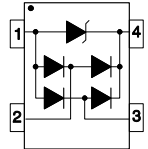
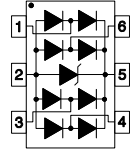
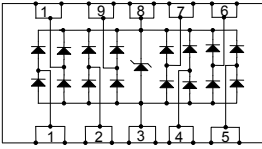
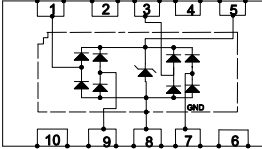
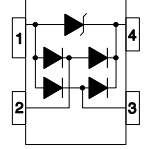
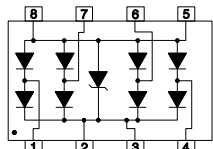
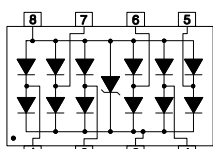
TVS DIODE ARRAYS

PART NUMBER	STAND-OFF VOLTAGE - V_{WM}	MIN. BREAKDOWN VOLTAGE - V_{BR}	CLAMPING VOLTAGE - V_C @ I_{PP}	CURRENT I_{PP} @ 8/20 μ s - A	LEAKAGE CURRENT - μ A @ V_{WM}	CAPACITANCE C_j - pF	NUMBER OF LINES	POWER @ 8/20 μ s - WATTS	PIN CONFIGURATION
USB0403C	3.3	4.0	19.0	20.0	125	5	1	500	 <p>SOT-143</p>
USB0405C	5.0	6.0	18.3	17.0	20	5	1	500	
USB0412C	12.0	13.3	28.6	11.0	1	5	1	500	
USB0415C	15.0	16.6	31.8	10.0	1	5	1	500	
USB0424C	24.0	26.7	56.0	6.0	1	5	1	500	
VS10P05	5.0	6.0	12.5	10.0	100	880	8	800	 <p>10 PIN VSIP</p>
VS10P08	8.0	8.5	16.6	10.0	10	800	8	800	
VS10P12	12.0	13.3	22.7	10.0	1	440	8	800	
VS10P05C	5.0	6.0	12.5	10.0	100	500	8	800	 <p>10 PIN VSIP</p>
VS10P24C	24.0	26.7	45.6	10.0	1	275	8	800	
VS10P03LC	3.3	4.5	9.0	5.0	125	15	4	300	 <p>10 PIN VSIP</p>
VS10P05LC	5.0	6.0	12.5	10.0	100	25	4	800	
VS10P05LCI	5.0	6.0	12.5	10.0	100	25	3	800	 <p>10 PIN VSIP</p>
VSB06P6.5LCI+	6.5	7.2	15.6	38.0	300	50	2	600	 <p>6 PIN VSIP</p>
VSB06P12LCI+	12.0	13.3	22.8	26.0	2	50	2	600	
Notet: P_{PP} @ 10/1000 μ s									
VSB10P05	5.0	6.0	9.1	10.0	300	4000	8	3400	 <p>10 PIN VSIP</p>
VSB10P24	24.0	26.7	37.8	10.0	2	1250	8	3400	
VSB10P05C	5.0	6.0	9.1	10.0	300	2000	8	3400	 <p>10 PIN VSIP</p>
VSB10P33C	33.0	36.7	51.9	10.0	2	400	8	3400	

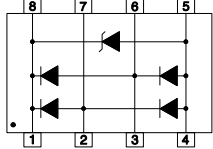
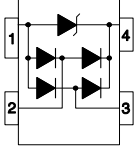
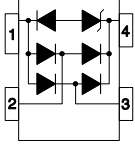
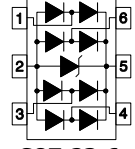
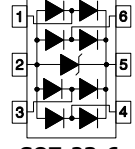
TVS DIODE ARRAYS

PART NUMBER	STAND-OFF VOLTAGE - V_{WM}	MIN. BREAKDOWN VOLTAGE - V_{BR}	CLAMPING VOLTAGE - V_C @ I_{PP}	CURRENT I_{PP} @ 8/20 μ s - A	LEAKAGE CURRENT - μ A @ V_{WM}	CAPACITANCE C_j - pF	NUMBER OF LINES	POWER @ 8/20 μ s - WATTS	PIN CONFIGURATION
VSBI0P05LC	5.0	6.0	9.1	10.0	300	100	4P	3400	 <p>10 PIN VSIP</p>
VSBI0P05LCI	5.0	6.0	9.1	10.0	300	100	3P	3400	 <p>10 PIN VSIP</p>
VSMF05LC*	5.0	6.0	12.0	2.0	1	9	4	25	 <p>SOT-953</p>
Note*: Also available in SOT-553 package configuration, part number MSMF05LC									
VSMF05LCC*	5.0	6.0	12.0	2	1	9	4-5	25	 <p>SOT-963</p>
Note*: Also available in SOT-563 package configuration, part number MSMF05LC									

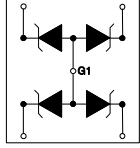
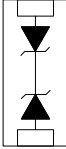
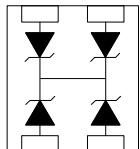
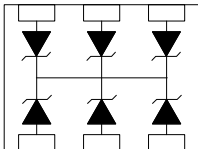
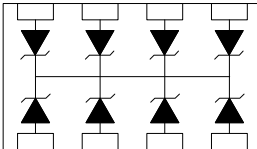
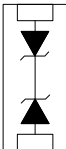
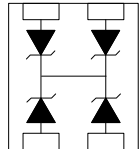
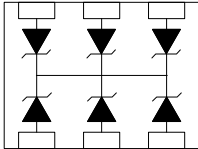
STEERING DIODE/TVS COMBO

PART NUMBER	STAND-OFF VOLTAGE - V_{WM}	MIN. BREAKDOWN VOLTAGE - V_{BR}	CLAMPING VOLTAGE - V_C @ I_{PP}	CURRENT I_{PP} @ 8/20 μ s - A	LEAKAGE CURRENT - μ A @ V_{WM}	CAPACITANCE $C_{j(sD)}$ - pF	NUMBER OF LINES	POWER @ 8/20 μ s - WATTS	PIN CONFIGURATION
PLC03-6	6.0	6.8	20.0	100.0	25	8	2	2000	 <p>SO-8</p>
PLR0502	5.0	6.0	20.0	10.0	1.0	0.6	2	200	 <p>SOT-543</p>
PLR0504F	5.0	6.0	25.0	5.0	3	1.9	4	200	 <p>SC70-6L</p>
PLR0508	5.0	6.0	13.0	5.0	1.0	1.6	8	200	 <p>DFN-10</p>
PLR3304	3.3	3.3	10.0	10.0	1.0	4.0	2	400	 <p>DFN-10</p>
PSR05	5.0	6.0	20.0	28.0	5	10	2	500	 <p>SOT-143</p>
PSRDA3.3-4	3.3	4.0	10.9	43.0	125	15	4	500	 <p>SO-8</p>
PSRDA05-4	5.0	6.0	13.5	42.0	20	15	4	500	
PSRDA12-4	12.0	13.3	25.9	21.0	1	15	4	500	
PSRDA15-4	15.0	16.7	30.0	17.0	1	15	4	500	
PSRDA3.3-6	3.3	4.0	10.9	43.0	125	15	6	500	 <p>SO-8</p>
PSRDA05-6	5.0	6.0	13.5	42.0	20	15	6	500	

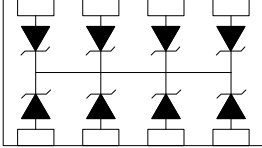
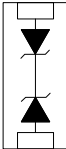
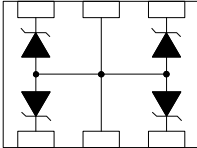
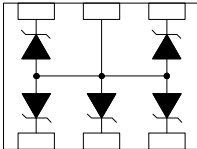
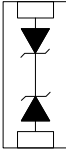
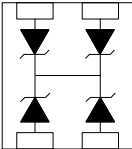
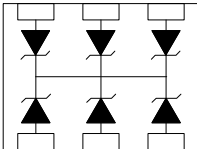
STEERING DIODE/TVS COMBO

PART NUMBER	STAND-OFF VOLTAGE - V_{WM}	MIN. BREAKDOWN VOLTAGE - V_{BR}	CLAMPING VOLTAGE - $V_C @ I_{PP}$	CURRENT I_{PP} @ 8/20 μ s - A	LEAKAGE CURRENT - μ A @ V_{WM}	CAPACITANCE $C_{j(SD)}$ - pF	NUMBER OF LINES	POWER @ 8/20 μ s - WATTS	PIN CONFIGURATION
PUSB3B	3.3	4.0	12.9	37.0	125	15	2	500	 <p>SO-8</p>
PUSB6B	5.25	6.0	13.2	35.0	10	15	2	500	
SR12	12.0	13.3	30.0	16.0	1	10	2	500	 <p>SOT-143</p>
SR2.8	2.8	3.0 @ 2 μ A	8.5	5.0	1	4.5	2	300	 <p>SOT-143</p>
SR3.3	3.3	3.5 @ 2 μ A	15.0	10.0	1	4.5	2	300	
SRV05-4	5.0	6.0	15.0	5.0	5	3.5	4	500	 <p>SOT-23-6</p>
SRV2.8-4	2.8	3.0	8.5	5.0	5	3.5	4	500	 <p>SOT-23-6</p>

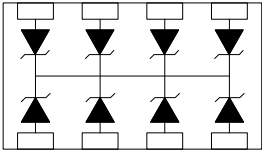
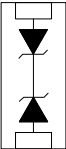
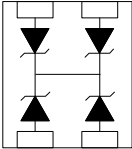
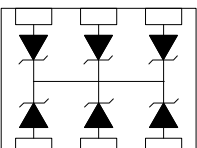
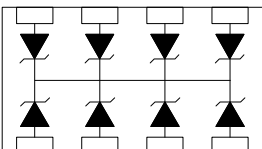
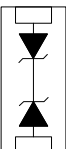
FLIP CHIP ARRAYS

PART NUMBER	STAND-OFF VOLTAGE - V_{WM}	MIN. BREAKDOWN VOLTAGE - V_{BR}	CLAMPING VOLTAGE - $V_C @ I_{PP}$	CURRENT I_{PP} @ 8/20 μ s - A	LEAKAGE CURRENT - μ A @ V_{WM}	CAPACITANCE C_T - pF	NUMBER OF LINES	POWER @ 8/20 μ s - WATTS	PIN CONFIGURATION
ESD4-LFC*	5.0	6.0	8.0	0.01	0.1 @ 3.3V	15	4	-	 <p>5 BUMP FLIP CHIP</p>
Note*: Capacitance measured @ 2.5V, 1MHz									
LC0402FC05C	5.9	6.0	13.0	15.0	10**	35	1	200	 <p>0402</p>
LC0404FC05C	5.9	6.0	13.0	15.0	10**	35	1-3	200	 <p>0404</p>
LC0406FC05C	5.9	6.0	13.0	15.0	10**	35	3-5	200	 <p>0406</p>
LC0408FC05C	5.9	6.0	13.0	15.0	10**	35	4-7	200	 <p>0408</p>
Note**: Maximum leakage current <500nA @ 3.3V for LC040xFC Series.									
P0402FC3.3C	3.3	4.0	12.5	20.0	75*	150	1	250	 <p>0402</p>
P0402FC05C	5.0	6.0	14.7	17.0	10**	100	1	250	
P0402FC08C	8.0	8.5	19.2	13.0	10†	75	1	250	
P0402FC36C	36.0	40.0	84.0	3.0	1	25	1	250	
P0404FC05C	5.0	6.0	14.7	17.0	10**	100	1-3	250	 <p>0404</p>
P0406FC05C	5.0	6.0	14.7	17.0	10**	100	3-5	250	 <p>0406</p>

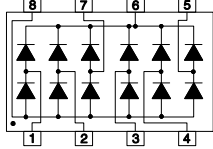
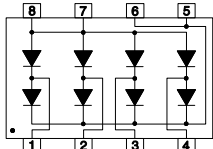
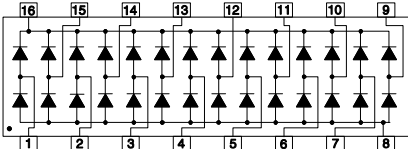
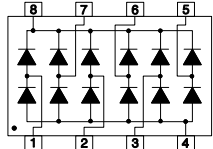
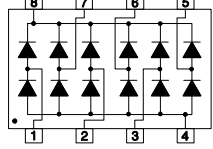
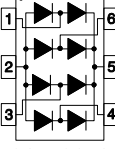
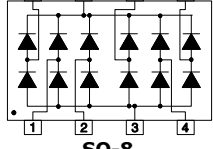
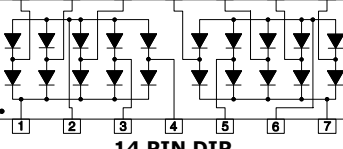
FLIP CHIP ARRAYS

PART NUMBER	STAND-OFF VOLTAGE - V_{WM}	MIN. BREAKDOWN VOLTAGE - V_{BR}	CLAMPING VOLTAGE - $V_C @ I_{PP}$	CURRENT I_{PP} @ 8/20 μ s - A	LEAKAGE CURRENT - μ A @ V_{WM}	CAPACITANCE C_T - pF	NUMBER OF LINES	POWER @ 8/20 μ s - WATTS	PIN CONFIGURATION
P0408FC05C	5.0	6.0	14.7	17.0	10**	100	4-7	250	 <p>0408</p>
<p>Note: P040xFC Series are patented under U.S. Patent No. Des. D456,367S. Note*: Max. leakage current < 5μA @ 2.8V for P040xFC Series. Note**: Max. leakage current < 500nA @ 3.3V for P040xFC Series. Note†: Max. leakage current < 200nA @ 5V for P040xFC Series.</p>									
PKFC3.3C	3.3	4.0	12.5	20.0	75*	150	1	250	 <p>ENCAPSULATED 0502</p>
PKFC05C	5.0	6.0	14.7	17.0	10**	100	1	250	
<p>Note*: Max. leakage current < 5μA @ 2.8V. Note**: Max. leakage current < 500nA @ 3.3V.</p>									
SFC05-4	5.0	6.0	11.0	24.0	10	150*	4	300	 <p>QUAD</p>
<p>Note*: Capacitance ratings reflect junction capacitance.</p>									
SFC05-5	5.0	6.0	11.0	24.0	10	150*	4-5	250	 <p>PENTA</p>
<p>Note*: Capacitance ratings reflect junction capacitance.</p>									
U0402FC3.3C	3.3	4.0	12.5	20.0	75*	150	1	250	 <p>U0402</p>
U0402FC05C	5.0	6.0	14.7	17.0	10**	100	1	250	
U0402FC08C	8.0	8.5	19.2	13.0	10†	75	1	250	
U0404FC3.3C	3.3	4.0	12.5	20.0	75*	150	1-3	250	 <p>U0404</p>
U0404FC05C	5.0	6.0	14.7	17.0	10**	100	1-3	250	
U0404FC08C	8.0	8.5	19.2	13.0	10†	75	1-3	250	
U0406FC3.3C	3.3	4.0	12.5	20.0	75*	150	3-5	250	 <p>U0406</p>
U0406FC05C	5.0	6.0	14.7	17.0	10**	100	3-5	250	
U0406FC08C	8.0	8.5	19.2	13.0	10†	75	3-5	250	

FLIP CHIP ARRAYS

PART NUMBER	STAND-OFF VOLTAGE - V_{WM}	MIN. BREAKDOWN VOLTAGE - V_{BR}	CLAMPING VOLTAGE - $V_C @ I_{PP}$	CURRENT I_{PP} @ 8/20 μ s - A	LEAKAGE CURRENT - μ A @ V_{WM}	CAPACITANCE C_T - pF	NUMBER OF LINES	POWER @ 8/20 μ s - WATTS	PIN CONFIGURATION
U0408FC05C	5.0	6.0	14.7	17.0	10**	100	4-7	250	 <p>U0408</p>
U0408FC08C	8.0	8.5	19.2	13.0	10†	75	4-7	250	
<p>Note*: Max. leakage current < 5μA @ 2.8V for U040xFC Series. Note**: Max. leakage current < 500nA @ 3.3V for U040xFC Series. Note†: Max. leakage current < 200nA @ 5V for U040xFC Series.</p>									
ULC0402FC3.3C	3.3	4.0	12.5	16.0	75*	70	1	200	 <p>U0402</p>
ULC0402FC05C	5.9	6.0	13.0	15.0	10**	35	1	200	
ULC0402FC08C	8.0	8.5	18.0	11.0	1	32	1	200	
ULC0404FC05C	5.9	6.0	13.0	15.0	10**	35	1-3	200	 <p>U0404</p>
ULC0406FC05C	5.9	6.0	13.0	15.0	10**	35	3-5	200	 <p>U0406</p>
ULC0406FC08C	8.0	8.5	18.0	11.0	1	32	3-5	200	
ULC0406FC12C	12.0	13.3	26.9	7.4	1	30	3-5	200	
ULC0408FC05C	5.9	6.0	13.0	15.0	10**	35	4-7	200	 <p>U0408</p>
<p>Note*: Max. leakage current < 5μA @ 2.8V for ULC040xFC Series. Note**: Max. leakage current < 500nA @ 3.3V for ULC040xFC Series. Note†: Max. leakage current < 200nA @ 5V for ULC040xFC Series.</p>									
ULLC0402FC05C	5.0	6.0	-	-	1	6	1	-	 <p>U0402</p>

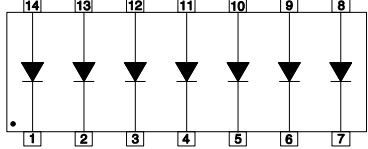
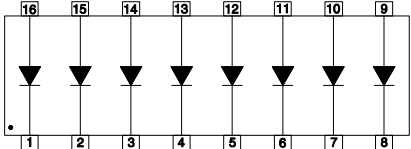
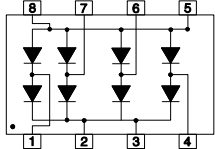
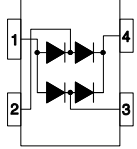
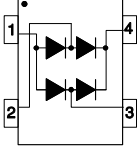
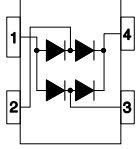
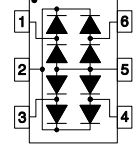
STEERING DIODES

PART NUMBER	REPETITIVE PEAK REV. VOLT. - V_{RRM}	FORWARD PEAK PULSE CURRENT - A	FORWARD VOLTAGE $V_f @ I_f$	LEAKAGE CURRENT - $\mu A @ V_{RRM}$	CAPACITANCE C_j - pF	NUMBER OF LINES	PIN CONFIGURATION
DALC112S1	20.0	12.0	1.3 @ 50mA	0.02 @ 18V	5	6	 <p>SO-8</p>
ET108	25.0	12.0	9 @ 12A	2	6	4	 <p>SO-8</p>
ET720	30.0	12.0	2 @ 1A	0.02 @ 20V	3	14	 <p>SO-16</p>
ET721	50.0	12.0	2 @ 1A	0.02	3	6	 <p>SO-8</p>
ET723	20.0	12.0	2 @ 1A	0.02	5	6	 <p>SO-8</p>
ET724	20.0	12.0	2 @ 1A	0.01	3	4	 <p>SOT-23-6</p>
IO6LC	30.0	3.5	0.95 @ 20mA	0.1 @ 5.5V	3	6	 <p>SO-8</p>
MAD130	50.0	12.0	1.2 @ 100mA	0.1 @ 40V	5	10	 <p>14 PIN DIP</p>

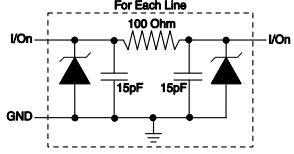
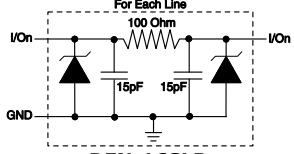
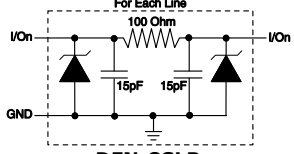
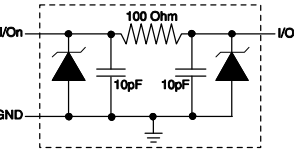
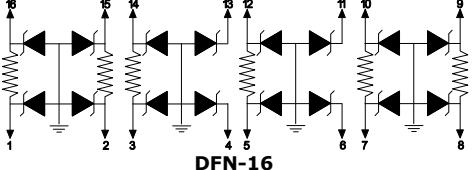
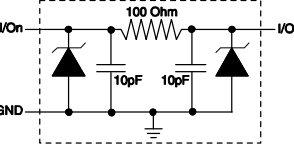
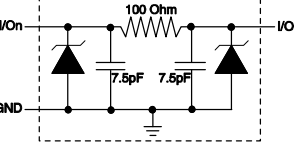
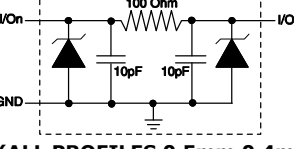
STEERING DIODES

PART NUMBER	REPETITIVE PEAK REV. VOLT. - V_{RRM}	FORWARD PEAK PULSE CURRENT - A	FORWARD VOLTAGE V_F @ I_F	LEAKAGE CURRENT - μA @ V_{RRM}	CAPACITANCE C_j - pF	NUMBER OF LINES	PIN CONFIGURATION
PMAD1103	50.0	40.0	1.2 @ 100mA	0.1 @ 40V	5	8	<p>14 PIN DIP</p>
PMAD1105	50.0	40.0	1.2 @ 100mA	0.1 @ 40V	5	8	<p>14 PIN DIP</p>
MAD1107	50.0	12.0	1.2 @ 100mA	0.1 @ 40V	5	8	<p>14 PIN DIP</p>
PMAD1109	50.0	40.0	1.2 @ 100mA	0.1 @ 40V	5	7	<p>14 PIN DIP</p>
MAD1108	50.0	12.0	1.2 @ 100mA	0.1 @ 40V	5	8	<p>16 PIN DIP</p>
PMAD1108	50.0	40.0	1.2 @ 100mA	0.1 @ 40V	5	8	
MMAD130	50.0	12.0	1.2 @ 100mA	0.1 @ 40V	5	10	<p>SO-14</p>
PMMAD1103	50.0	40.0	1.2 @ 100mA	0.1 @ 40V	5	8	<p>SO-14</p>
MMAD1107	50.0	12.0	1.2 @ 100mA	0.1 @ 40V	5	8	<p>SO-14</p>

STEERING DIODES

PART NUMBER	REPETITIVE PEAK REV. VOLT. - V_{RRM}	FORWARD PEAK PULSE CURRENT - A	FORWARD VOLTAGE $V_F @ I_F$	LEAKAGE CURRENT - $\mu A @ V_{RRM}$	CAPACITANCE C_j - pF	NUMBER OF LINES	PIN CONFIGURATION
PMMAD1109	50.0	40.0	1.2 @ 100mA	0.1 @ 40V	5	7	 <p>SO-14</p>
MMAD1108	50.0	12.0	1.2 @ 100mA	0.1 @ 40V	5	8	 <p>SO-16</p>
PMMAD1108	50.0	40.0	1.2 @ 100mA	0.1 @ 40V	5	8	
PSRDA70-4	70.0	24.0	1.1 @ 100mA	5	6	4	 <p>SO-8</p>
SR70	70.0	24.0	1.5 @ 1A	1	10	2	 <p>SOT-143</p>
USB002	20.0	12.0	1.4 @ 10mA	1 @ 5V	0.6	2	 <p>SOT-543</p>
USB004	20.0	12.0	0.95 @ 20mA	1 @ 5V	6.0	2	 <p>SOT-143</p>
USB208	20.0	12.0	1.2 @ 50mA	1 @ 5V	5	4	 <p>SOT-23-6</p>

EMI FILTER/TVS DIODE ARRAYS

PART NUMBER	STAND-OFF VOLTAGE - V_{WM}	MIN. BREAKDOWN VOLTAGE - V_{BR} @ 1 mA	REVERSE LEAKAGE CURRENT - μA @ V_{WM}	RESISTANCE $\pm 20\%$ - OHMS	CUT-OFF FREQUENCY - MHz (50 Ohm System)	CAPACITANCE C_T - pF	NUMBER OF LINES	PIN CONFIGURATION
EM1609-04DLP	5.0	6.0	0.5	100	110	30	4	 <p>DFN-8SLP</p>
EM1631-08DSL	5.0	6.0	0.1 @ 3V	100	110	30	8	 <p>DFN-16SLP</p>
EM1636-04DSL	5.0	6.0	0.1 @ 3V	200	100	30	4	 <p>DFN-8SLP</p>
EM4D-100L	5.0	6.0	0.1 @ 3V	100	150	20	4	 <p>DFN-8 (ALL PROFILES 0.5mm 0.4mm Pitch)</p>
EM4DLP-100L	5.0	6.0	0.1 @ 3V	100	150	20	4	
EM4DSL-100L	5.0	6.0	0.1 @ 3V	100	150	20	4	
EM6D-100-4D	5.0	6.0	0.1 @ 3V	100	150	10	6	 <p>DFN-16</p>
EM6D-100L	5.0	6.0	0.1 @ 3V	100	150	20	6	 <p>DFN-12 (ALL PROFILES 0.5mm 0.4mm Pitch)</p>
EM6DLP-100L	5.0	6.0	0.1 @ 3V	100	150	20	6	
EM6DSL-100L	5.0	6.0	0.1 @ 3V	100	150	20	6	
EM6D-100LL	5.0	6.0	0.1 @ 3V	100	220	15	6	 <p>DFN-12</p>
EM8D-100L	5.0	6.0	0.1 @ 3V	100	150	20	8	 <p>DFN-16 (ALL PROFILES 0.5mm 0.4mm Pitch)</p>
EM8DLP-100L	5.0	6.0	0.1 @ 3V	100	150	20	8	
EM8DSL-100L	5.0	6.0	0.1 @ 3V	100	150	20	8	

EMI FILTER/TVS DIODE ARRAYS

PART NUMBER	STAND-OFF VOLTAGE - V_{WM}	MIN. BREAKDOWN VOLTAGE - V_{BR} @ 1 mA	REVERSE LEAKAGE CURRENT - μA @ V_{WM}	RESISTANCE $\pm 20\%$ - OHMS	CUT-OFF FREQUENCY - MHz (50 Ohm System)	CAPACITANCE C_T - pF	NUMBER OF LINES	PIN CONFIGURATION
EMIF4-100FCD4	5.0	6.0	0.5 @ 3.3V	100	60	30	4	<p>15 BUMP FLIP CHIP</p>
EMIF4-100LFC	5.0	6.0	0.1 @ 3V	100	90	30	4	<p>10 BUMP FLIP CHIP</p>
EMIF6-100FC	5.0	6.0	0.5 @ 3.3V	100	60	54	6	<p>15 BUMP FLIP CHIP</p>
EMIF6-100LFC	5.0	6.0	0.1 @ 3V	100	90	30	6	<p>15 BUMP FLIP CHIP</p>
EMIF6-100LLFC	5.0	6.0	0.1 @ 3V	100	150	18	6	<p>15 BUMP FLIP CHIP</p>

THYRISTORS

PART NUMBER	REPETITIVE PEAK OFF-STATE VOLTAGE - V_{DRM}	SWITCHING VOLTAGE - V_s	MINIMUM HOLDING CURRENT - mA I_H	SWITCHING CURRENT - mA I_S	MAX. OFF-STATE CURRENT - μA @ V_{DRM}	MAX. ON-STATE VOLTAGE - V_T	ON-STATE CURRENT - A I_T	CAPACITANCE C_T - pF	PIN CONFIGURATION
PP0640SA	58	77	150	800	5	4	2.2	60	
PP0720SA	65	88	150	800	5	4	2.2	60	
PP0800SA	75	98	150	800	5	4	2.2	60	
PP1100SA	90	130	150	800	5	4	2.2	60	
PP1300SA	120	160	150	800	5	4	2.2	40	
PP1500SA	140	180	150	800	5	4	2.2	40	
PP1800SA	160	220	150	800	5	4	2.2	40	
PP2300SA	190	260	150	800	5	4	2.2	30	
PP2600SA	220	300	150	800	5	4	2.2	30	
PP3100SA	275	350	150	800	5	4	2.2	30	
PP3500SA	300	400	150	800	5	4	2.2	30	
PP0300SB	25	40	50	800	5	4	2.2	110	
PP0640SB	58	77	150	800	5	4	2.2	60	
PP0720SB	65	88	150	800	5	4	2.2	60	
PP0800SB	75	98	150	800	5	4	2.2	60	
PP1100SB	90	130	150	800	5	4	2.2	60	
PP1300SB	120	160	150	800	5	4	2.2	40	
PP1500SB	140	180	150	800	5	4	2.2	40	
PP1800SB	160	220	150	800	5	4	2.2	40	
PP2300SB	190	260	150	800	5	4	2.2	30	
PP2600SB	220	300	150	800	5	4	2.2	30	
PP3100SB	275	350	150	800	5	4	2.2	30	
PP3500SB	300	400	150	800	5	4	2.2	30	
PP0640SC	58	77	150	800	5	4	2.2	120	
PP0720SC	65	88	150	800	5	4	2.2	120	
PP0800SC	75	98	150	800	5	4	2.2	120	
PP1100SC	90	130	150	800	5	4	2.2	120	
PP1300SC	120	160	150	800	5	4	2.2	80	
PP1500SC	140	180	150	800	5	4	2.2	80	
PP1800SC	160	220	150	800	5	4	2.2	80	
PP2300SC	190	260	150	800	5	4	2.2	60	
PP2600SC	220	300	150	800	5	4	2.2	60	
PP3100SC	275	350	150	800	5	4	2.2	60	
PP3500SC	300	400	150	800	5	4	2.2	60	


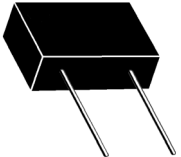
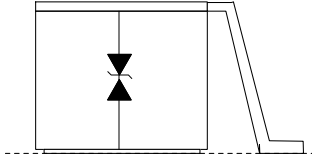



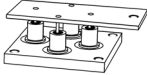
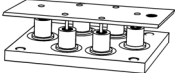

DO-214AA

SURGE RATINGS


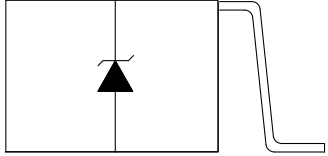
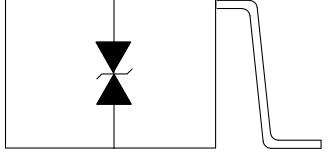
SERIES	I_{PP} 2 X 10 μ s AMPS	I_{PP} 8 X 20 μ s AMPS	I_{PP} 10 X 160 μ s AMPS	I_{PP} 10 X 560 μ s AMPS	I_{PP} 10 X 1000 μ s AMPS	I_{TSM} 60 Hz AMPS	di/dt AMPS/ μ s (Note 1)	dv/dt V/ μ s (Note 1)
SA	150	150	100	50	50	20	500	2000
SB	300	300	150	100	80	32	500	2000
SC	500	400	200	200	100	60	500	2000

Note 1: Critical Rate of Rise for On-State Current (di/dt) and Off-State Voltage (dv/dt).

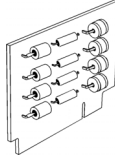
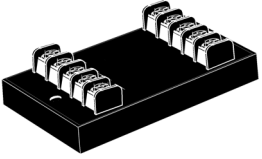
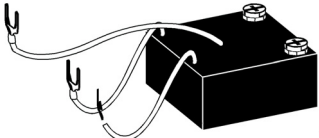
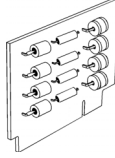
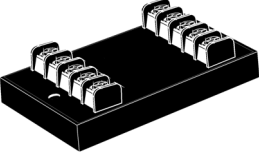
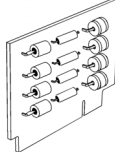
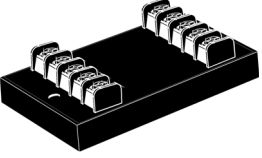
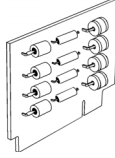
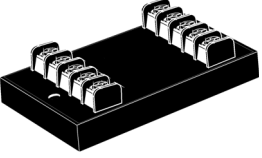
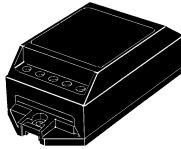
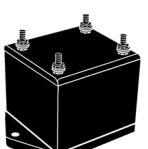
MODULES – COMPONENTS (NOT ROHS COMPLIANT)

PART NUMBER	STAND-OFF VOLTAGE - V_{WM}	MIN. BREAKDOWN VOLTAGE - V_{BR}	CLAMPING VOLTAGE - V_c	CURRENT I_{pp} @ 10/1000 μ s - A	LEAKAGE CURRENT - μ A @ V_{WM}	POWER @ 10/1000 μ s - kW	PACKAGE
15KP17	17.0	18.9	32.3	464.0	5000	15	 <p>AXIAL LEAD (KPA Series)</p>  <p>THRU-HOLE (KP Series)</p>
<p>Not all voltages show for the 15KP Series. Please consult the factory for other voltages.</p>							
15KP280A	280.0	311.0	452.0	33.0	10	15	
15KPA17	17.0	18.9	32.3	464.0	5000	15	
<p>Not all voltages show for the 15KPA Series. Please consult the factory for other voltages.</p>							
15KPA280A	280.0	311.0	452.0	33.0	10	15	
30KPA30A	30.0	33.3	55.2	543.0	5000	30	
<p>Not all voltages show for the 30KPA Series. Please consult the factory for other voltages.</p>							
30KPA360A	360.0	400.0	640.0	55.0	10	30	
<p>Note: Part numbers shown are unidirectional devices. Add a "CA" suffix to specify bidirectional devices, such as 15KP17CA.</p>							
2700SM78CA	78.0	86.0	150.0	15K	10	2700	
60KS200C	180.0	200.0	335.0	47.0	10	60kW @ 1.2/50 μ s	
90KS200C	180.0	200.0	280.0	47.0	0.5	90kW @ 1.2/50 μ s	
704-15K36	31.5	36.0	53.0	300.0	100	15	 
704-15K36T	31.5	36.0	53.0	300.0	500	15	
GPZ532	28.0	32.0	40.0	100*	50	2kW @ 50ms	 
GPZ1275	28.0	32.0	55.0	500*	60	5kW @ 50ms	
<p>Note*: I_{pp} @ 1 ms for GPZ Series.</p>							
P15KP17	17.0	18.9	32.3	464.0	5000	15	 <p>AXIAL LEAD</p>
<p>Not all voltages show for the 15KP Series. Please consult the factory for other voltages.</p>							
P15KP280A	280.0	311.0	452.0	33.0	10	15	
P30KP30A	30.0	33.3	55.2	543.0	5000	30	
<p>Not all voltages show for the 15KPA Series. Please consult the factory for other voltages.</p>							
P30KP360A	360.0	400.0	640.0	55.0	10	30	
<p>Note: Part numbers shown are unidirectional devices. Add a "CA" suffix to specify bidirectional devices, such as P15KP17CA.</p>							

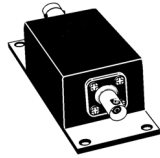
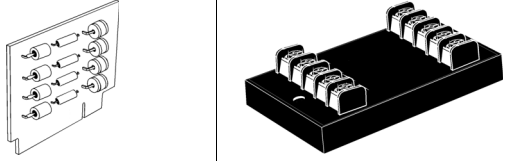
MODULES – COMPONENTS (NOT ROHS COMPLIANT)

PART NUMBER	STAND-OFF VOLTAGE - V_{WM}	MIN. BREAKDOWN VOLTAGE - V_{BR}	CLAMPING VOLTAGE - V_C	CURRENT $I_{p@10/1000\mu s}$ - A	LEAKAGE CURRENT - μA @ V_{WM}	POWER @ 10/1000 μs - kW	PACKAGE	
PHP8.4	12.0	14.0	22.0	341.0	250	7.5		
PHP24	34.0	40.0	67.0	112.0	250	7.5		
PHP30	42.5	50.0	84.0	90.0	250	7.5		
PHP60	85.0	100.0	167.0	90.0	250	15		
PHP120*	170.0	200.0	319.0	47.0	250	15		
PHP208	295.0	347.0	536.0	28.0	250	15		
PHP250*	354.0	418.0	652.0	23.0	250	15		
PHP440	623.0	735.0	1138.0	13.2	250	15		
PHP500*	708.0	835.0	1292.0	11.6	250	15		
PIP8.4	12.0	14.0	22.0	341.0	250	7.5		
PIP24	34.0	40.0	67.0	112.0	250	7.5		
PIP30	42.5	50.0	84.0	90.0	250	7.5		
PIP60	85.0	100.0	167.0	90.0	250	15		
PIP120*	170.0	200.0	319.0	47.0	250	15		
PIP208	295.0	347.0	536.0	28.0	250	15		
PIP250*	354.0	418.0	652.0	23.0	250	15		
PIP440	623.0	735.0	1138.0	13.2	250	15		
PIP500*	708.0	835.0	1292.0	11.6	250	15		
Note: PHP Series is typically used in Aerospace applications. PIP Series is typically used in Industrial applications. *indicates marine applications.								
SM15KPA17	17.0	18.9	32.3	464.0	5000	15		 <p>SMxxKPA Series</p>
<p>Not all voltages show for the SM15KPA Series. Please consult the factory for other voltages.</p>								
SM15KPA280A	280.0	311.0	452.0	33.0	10	15	 <p>SMxxKPAxxCA Series</p>	
SM30KPAP30A	30.0	33.3	55.2	543.0	5000	30		
<p>Not all voltages show for the SM30KPA Series. Please consult the factory for other voltages.</p>								
SM30KPA360A	360.0	400.0	640.0	55.0	10	30		
Note: Part numbers shown are unidirectional devices. Add a "CA" suffix to specify bidirectional devices, such as SM15KPA17CA or SM30KPA17CA.								

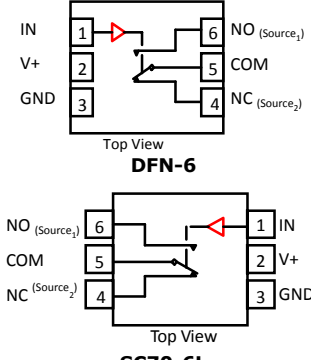
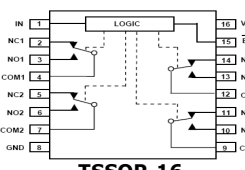
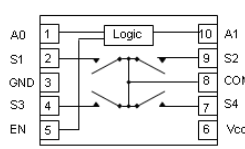
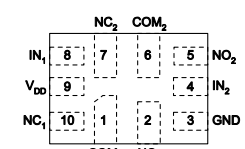
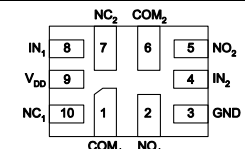
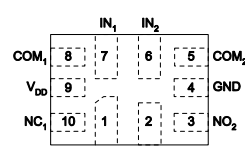
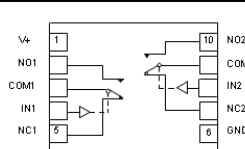
MODULES – SURGEBUSTERS™(NOT ROHS COMPLIANT)

PART NUMBER	STAND-OFF VOLTAGE - V_{WM}	CLAMPING VOLTAGE - V_c @ 8/20 μ S	MAX. CURRENT @ 8/20 μ s – kA/Line	LEAKAGE CURRENT - μ A @ V_{WM}	SERIES RESISTANCE OHMS	CAPACITANCE pF	PACKAGE				
232B	± 25	40.0 @ 500A	10	5	12	2000					
232E	± 25	40.0 @ 500A	10	5	12	2000					
Note: Lines of protection: 2 pair.											
420E212	± 12.0	22.0 @ 2kA	10	5	12	6000					
420E225	± 25.0	44.0 @ 2kA	10	5	12	3000					
420E228	± 28.0	46.0 @ 2kA	10	5	12	2800					
420E236	± 36.0	60.0 @ 2kA	10	5	12	1500					
420E250	± 50.0	80.0 @ 2kA	10	5	12	1200					
420E260	± 60.0	95.0 @ 2kA	10	5	12	1000					
Note: Lines of protection: 1 pair.											
420LB28	± 28.0	40.0 @ 2kA	10	5	12	2800					
420LB35	± 35.0	60.0 @ 2kA	10	5	12	1500					
420LB60	± 60.0	85.0 @ 2kA	10	5	12	1000					
420LE28	± 28.0	40.0 @ 2kA	10	5	12	2800					
420LE35	± 35.0	60.0 @ 2kA	10	5	12	1500					
420LE60	± 60.0	85.0 @ 2kA	10	5	12	1000					
Note: Lines of protection: 2 pair.											
422B	± 12.0	24.0 @ 500A	10	5	12	5000					
422E	± 12.0	24.0 @ 500A	10	5	12	5000					
Note: Lines of protection: 2 pair.											
422ELC	± 12.0	30.0 @ 500A	10	1	12	25					
485ELC	± 7.0	20.0 @ 500A	10	10	12	25					
Note: Lines of protection: 2 pair.											
587B051	130.0 AC	350.0*	3	1mA	-	-					
587B151	130.0 AC	350.0*	3	1mA	-	-					
587B201	130.0 AC	350.0*	3	1mA	-	-					
587B301	130.0 AC	350.0*	3	1mA	-	-					
Note: Maximum Line Current: 5A, 15A, 20A, 30A. Note*: Line to Neutral.											
587B062	240.0 AC	800.0*	3	1mA	-	-					
587B162	240.0 AC	800.0*	3	1mA	-	-					
587B302	240.0 AC	800.0*	3	1mA	-	-					
Note: Maximum Line Current: 6A, 16A, 30A. Note*: Line to Neutral.											
587B051LP	130.0 AC	330.0*	3	1mA	-	-					
587B101LP	130.0 AC	330.0*	3	1mA	-	-					
587B151LP	130.0 AC	330.0*	3	1mA	-	-					
587B301LP	130.0 AC	330.0*	3	1mA	-	-					
Note: Maximum Line Current: 5A, 10A, 15A, 30A. Note*: Line to Neutral.											
587B062LP	240.0 AC	800.0*	3	1mA	-	-					
587B102LP	240.0 AC	800.0*	3	1mA	-	-					
587B162LP	240.0 AC	800.0*	3	1mA	-	-					
587B302LP	240.0 AC	800.0*	3	1mA	-	-					
Note: Maximum Line Current: 6A, 10A, 16A, 30A. Note*: Line to Neutral.											
587B062LPE	240.0 AC	800.0*	3	1mA	-	-					
587B102LPE	240.0 AC	800.0*	3	1mA	-	-					
587B162LPE	240.0 AC	800.0*	3	1mA	-	-					
587B302LPE	240.0 AC	800.0*	3	1mA	-	-					
Note: Maximum Line Current: 6A, 10A, 16A, 30A. Note*: Line to Neutral.											

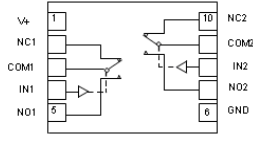
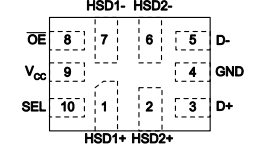
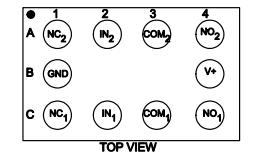
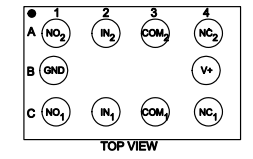
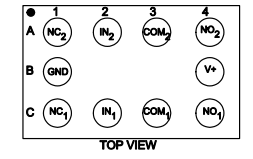
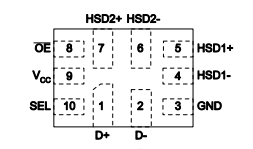
MODULES – SURGEBUSTERS™(NOT ROHS COMPLIANT)

PART NUMBER	STAND-OFF VOLTAGE - V_{WM}	CLAMPING VOLTAGE - V_c @ 8/20 μ S	MAX. CURRENT @ 8/20 μ s – kA/Line	LEAKAGE CURRENT - μ A @ V_{WM}	SERIES RESISTANCE OHMS	CAPACITANCE pF	PACKAGE 
CX12	± 12.0	24.0 @ 500A	3	5	3	200	
CX12LC	± 12.0	28.0 @ 500A	3	5	10	25	
Note: Lines of protection: 1 line.							
TEL50B	± 50.0	95.0 @ 500A	10	5	12	800	
TEL50E	± 50.0	95.0 @ 500A	10	5	12	800	
TEL185B	± 185.0	330.0 @ 500A	10	5	12	800	
TEL185E	± 185.0	330.0 @ 500A	10	5	12	800	
Note: Lines of protection: 2 pair.							

ANALOG SWITCHES

PART NUMBER	OPERATING VOLTAGE - Volts	ON RESISTANCE $R_{ON} - \Omega$	CUT-OFF FREQUENCY MHz	OFF ISOLATION $O_{IRR} - db$	TURN-ON TIME $t_{ON} - ns$	TURN-OFF TIME $t_{OFF} - ns$	CHANNEL-ON (C_{ON}) CAPACITANCE - PF	CHANNEL-OFF (C_{OFF}) CAPACITANCE - PF	CONFIGURATION	PIN CONFIGURATION
PA2011	1.8-5.5	1.8	60	-62	75	37	85	29	1 SPDT	 <p>DFN-6</p> <p>SC70-6L</p>
PA2018	1.8-5.5	4.5	300	-70	48	45	42	40	4 SPDT	 <p>TSSOP-16</p>
PA2034	1.8-5.5	2	-	-55	20	13	67	14	4:1 MUX	 <p>DFN-10</p>
PA2222	2.7-3.3	0.6	100	-75	15	4	95	35	2 SPDT	 <p>LoPRO™-10</p>
PA2222T	2.7-3.3	0.6	100	-75	15	4	95	35	2 SPDT	
PA2312	2.7-3.3	0.6	100	-75	15	4	95	35	2 SPDT	 <p>(Bottom View) LoPRO™-10</p>
PA2268	2.7-3.3	0.6	100	-75	15	4	95	35	2 SPDT	 <p>LoPRO™-10</p>
PA2268T	2.7-3.3	0.6	100	-75	15	4	95	35	2 SPDT	
PA2535	1.8-5.5	0.35	-	-69	52	43	406	145	2 SPDT	 <p>DFN-10</p>

ANALOG SWITCHES

PART NUMBER	OPERATING VOLTAGE - Volts	ON RESISTANCE R_{ON} - Ω	CUT-OFF FREQUENCY MHz	OFF ISOLATION O_{IRR} - db	TURN-ON TIME t_{ON} - ns	TURN-OFF TIME t_{OFF} - ns	CHANNEL-ON (C_{ON}) CAPACITANCE - pF	CHANNEL-OFF (C_{OFF}) CAPACITANCE - pF	CONFIGURATION	PIN CONFIGURATION
PA2536	1.8-5.5	0.35	-	-69	52	43	406	145	2 SPDT	 <p>DFN-10</p>
PA2983	2.7-4.2	7	1000	-76	13	12	3.7	2.0	1 DPDT	 <p>LoPRO™-10</p>
PA3535	1.8-5.5	0.4	-	-69	52	43	406	145	2 SPDT	 <p>10 BUMP FLIP CHIP</p>
PA3536	1.8-5.5	0.4	-	-69	52	43	406	145	2 SPDT	 <p>10 BUMP FLIP CHIP</p>
PA4684	1.8-5.5	0.4	-	-69	52	43	406	145	2 SPDT	 <p>10 BUMP FLIP CHIP</p>
PAUSB42	2.7-4.2	7	1000	-76	13	12	3.7	2.0	1 DPDT	 <p>LoPRO-10</p>

LED DRIVERS

PART NUMBER	OPERATING VOLTAGE - Volts	SWITCHING FREQUENCY - MHz	MAX DUTY CYCLE - %	SWITCH CURRENT LIMIT - mA	MAXIMUM FEEDBACK VOLTAGE - Volts	CHANNELS	PIN CONFIGURATION
PA5026	2.5-5.5	25	-	2-80	-	16	<p>SSOP-24</p>
PA5110	4.5-20	1.2	90	320	10	1	<p>SOT-23-6</p>
PA5910	2.5-6.5	2.0	90	20mA-2A	260mV	1	<p>SO-8</p>

AUDIO-PUNKS

PART NUMBER	OPERATING VOLTAGE - Volts	ATTENUATION dB	MAXIMUM CURRENT mA	ON RESISTANCE $R_{ON} - \Omega$	TOTAL HARMONIC DISTORTION - %	CROSSTALK - dB	VRMS - Volts	PIN CONFIGURATION
PA4101	2.7-5.5	36	500	-	-	-	0.7	<p>SO-14</p>
PA4201	1.5-3.0	45	500	0.55	0.02	-100	0.7	<p>DFN-8</p>
PA4401	9.0-12.0	-	5	0.8	0.02	-100	2	<p>DFN-8 OR SO-8</p>

AUDIO-CODEC

PART NUMBER	OPERATING VOLTAGE - Volts	SAMPLING LEVEL @ 24 bits - KHZ	SIGNAL-NOISE RATIO - dB	TOTAL HARMONIC DISTORTION + NOISE - dB	SPEAKER AMPLIFIER OUTPUT mW	HP AMPLIFIER OUTPUT mW	
PA5750	1.8-3.3	8-96	92	-85	500	40	<p style="text-align: center;">PIN CONFIGURATION</p> <p style="text-align: center;">QFN-32</p>
Features: I2S/SPI Interface, Headphone Detector, Master/Slave Serial Port, I2S Left Justified DSP/PCM Mode, Stereo Enhancement							

AUDIO-FM TRANSMITTER

PART NUMBER	OPERATING FREQUENCY - MHz	CHANNEL SEPERATION - dB	PILOT MODULATION %	TOTAL HARMONIC DISTORTION - %	SUPPLY VOLTAGE Volts	INPUT GAIN - dB	SUB CARRIER REJECTION - dB	PRE-EMPHASIS TC μ S	TX OUTPUT - dB μ V	QUIECIENT CURRENT mA	PACKAGE
PA1418	70-120	40	15	0.01	4-6	0	30	50	99	18	TSSOP-24
Features: Stabilized PLL											

TELECOM

PART NUMBER	SUPPLY VOLTAGE Volts	CLOCK FREQUENCY MHz	INPUT INPEDANCE M Ω	INPUT LEAKAGE CURRENT - nA	POWER SUPPLY REJECTION - dB	COMMON MODE REJECTION - dB	MAX CAPACITIVE LOAD - pF	RESISTIVE LOAD K Ω	PACKAGE
PMT88L70	2.7-3.3	3.5795	10	100	50	40	100	50	SSOP-20
Features: DTMF Receiver									
PMT8870	4.75-5.0	3.5795	10	100	50	40	100	50	SSOP-20
Features: DTMF Receiver									
PMT9370	2.7-3.3	3.5795	10	100	50	40	100	50	SSOP-20
Features: DTMF Receiver									
PART NUMBER	SUPPLY VOLTAGE Volts	MAXIMUM ON RESISTANCE R _{ON} - Ω	I/O CAPACITANCE pF	FEEDTHROUGH CAPACITANCE- pF	ON FREQUENCY RESPONSE - MHz	TOTAL HARMONIC DISTORTION - %	CROSSTALK - dB	SWITCHING FREQUENCY - MHz	PACKAGE
PMT8816	4.5-13.2	65	20	0.2	45	0.04	-90	20	44 Pin PLCC
Features: 8x16 Crosspoint Switch									

REAL-TIME CLOCK

PART NUMBER	SUPPLY VOLTAGE Volts	BATTERY SUPPLY Volts	SUPPLY CURRENT μ A	I2C ACTIVE SUPPLY CURRENT - μ A	SCL FREQUENCY KHZ	BATTERY SUPPLY CURRENT - μ A	PACKAGE
PA1208	2.7-5.5	2.7-5.5	2	40	400	1	SO-8

Features: Power Fail Detection

PROTECTION DEVICE SELECTION CHART

APPLICATION	TYPICAL INTERFACE	PREFERRED PART	OPTIONAL PART
Computer Systems <ul style="list-style-type: none"> ○ Desktops ○ Notebooks ○ Servers ○ Routers ○ Switches ○ Hubs 	USB2.0/USB1.1	PLR0502, SR2.8, ULC040xFC Series	ET724, USB208
	FireWire (IEEE 1394), Camcorder	GBLCxxC Series, PLC497	PLR Series
	10/100/1000 Base T Ethernet	GBLCxxC Series, SLVDA2.8LC, SLVU2.8-4	ET724, SRV05-4
	Video (DVI, VGA)	PLR0504, SRV05-4	ET721, ET724
	Audio	PKFCxxC Series, PRSB6.8C	USB004
	Modem, ADSL	PP-SM Series	PSR05, USB004
	Hard Drive (IDE Bus, SCSI, SATA, eSATA)	SMDAxxLC Series ULC040xFC Series	PMMAD Series
	Serial Port (RS-232, RS-422)	PSOTxxC Series, SMFxxC Series	PSDxxC Series
	Parallel Port (IEEE 1284)	SM16LC Series, U040xFC Series	PMMAD Series
	Battery/Charge Connector	PSMF Series, SMFxxC Series PSD Series, PSD05HP	PLW Series
Set Top Boxes <ul style="list-style-type: none"> ○ Digital Satellite Receiver ○ Digital Cable TV Converter ○ DVR ○ Internet TV 	USB	PLR0502, PLR0504 ULC040xFC Series	USB004, USB208
	RF In/Out	PLC497, SLVU2.8 ULLC0402FC Series	GBLCxxCI Series
	Ethernet	GBLCxxC Series, SLVDA2.8LC, SLVU2.8, SLVU2.8-4 GBLCxxCI Series	ET724, SRV05-4
	Video	GBLCxxC Series, MSMF05LC VSMF05LC & VSMF05LCC	USB004, USB208
	Audio	PSOT Series, ULC040xFC Series	USB004
	I/O Port, Smart Card RS-232, Keyboard	MSMF05LC, ULC040xFC Series	PSOTxxC Series
	Front Panel	U040xFC Series	ESDx-DFN Series
	XDSL	GBLCxxSeries, PP-SM Series	
Mobile Devices <ul style="list-style-type: none"> ○ Cellular Phone ○ Personal Digital Assistant ○ Cordless Phone ○ Digital Camera/Camcorder ○ MP3 ○ GPS ○ Gameboy/Playstation/X-Box 	LCD Display	ESD4-DFN EmxD-100xx Devices	
	Keyboard	RSB6.8S, MSMF05LC & MSMF05LC VSMF05LC & VSMF05LCC	ESDx-DFN Series
	Side Buttons	VSMF05LC & VSMF05LCC U040xFC Series	DSOT Series
	Microphone, Earphone	ULC040xFC Series	PRSB6.8S
	Memory Card	EM6D-100-4D, MSMF05C, SRV05-4	ULC040xFC Series
	Edge Connector	ESD4-LFC, MSMF05C, SFC05-4, VSMF05LC & VSMF05LCC	ET724, USB04xx Series
	Battery/Charge Connector	PSD Series, PRSB6.8C	PLW Series
	RF Modules	GBLCxxCI Series, GBLCSC Series	ULLC0402FC Series
	USB, USB-OTG	PSR05 PLR Series	PRSB6.8S
	FireWire (IEEE 1394), DVI	GBLCxxC Series, PLC497	PLR Series
Telecom & Datacom Equipment	SDH/ATM/Sonnet Copper Connection	PLC01-6, PLC03-3.3, SLVDA2.8LC SLVU2.8-4	GBLCxxC Series SMLCxxC-2 Series
	10/100 Base T Ethernet	PLC01-6, PLC03-3.3, PLC03-6 PSRDA-4 Series, PSRDA-6 Series SMDAxxLCC Series	MMAD Series, PMMAD Series SMLCxxC-2 Series, SRV05-4
	1000 Base T Ethernet	PLC03-3.3, SLVDA2.8LC SLVU2.8-4	DALC112S1, ET721, ET724 SRV05-4, USB208
	T1/E1, T3/E3,	PLC01-6, PLC03-3.3, PLC03-6	SMLCxxC-2 Series, USB004, PSRDA-x Series
	xDSL	GBLC Series & GBLCxxC, PP-SM Series	PUSBxxB Series SRV05-4, USB004
	Wireless LAN, Wireless WAN	ULLC0402FC Series, PSLC Series, SLVU2.8-x Series	
Communication Base Station	AC Power	15KPA Series, 30KPA Series	
	DC Power	15KPA Series, 30KPA Series 704 Series, GPZ Series	
	Data Communication	GBLCxxC Series PLC01-6, PLC03- 3.3, PLC03-6	SLVU2.8

APPLICATION	TYPICAL INTERFACE	PREFERRED PART	OPTIONAL PART
Aviation/Military	Sensor Lines	15KPA Series, 30KPA Series	
	Control Lines	GBLCxxC Series, PLC01-6	GBLCxxI Series
	Power Supply	15KPA Series, 30KPA Series 704 Series, GPZ Series	60/90KS Series, PHP/PIP Series
	Communication	GBLCxxC Series DLZ Series,	SLVU2.8-x Series
Automobile	Ignition	15KPA Series	PSOT Series
	Fuel Injection	15KPA Series	
	Car Stereo, GPS, Display	GBLCxxC Series, PSOT Series, STF701	ET721, ET724
	Instrumentation, Dashboard	PSD Series, PSOT Series, SM16xxC Series	PSOT Series, PLR Series
	Automatic Braking System	PSD Series, PSOT Series	PSLC Series
	Air Bag Sensor	PSD Series, PSD05HP	PSLC Series
Test & Measurement	GPIB/VXI Bus	PSRDA-4 Series, PSRDA-6 Series SMDAxxLC Series	ET721, ET724
	RS-232, RS-422	PSOTxxC Series, SMFxxC Series	SM8LC Series, PSM712
	USB2.0/1.1	PLR0502, PSR05	PLR0504
	RS-485, Ethernet (Intra-Building)	485ELC, CX12LC, PSM712	PLCDAxxC Series, SM8LC Series
	Sensors	PLC497, SLVU2.8	ET724, USB208
Medical	Display	EMIF6-100FC, ULC040xFC Series	
	Infusion Pump	PSDxxC Series, SLVU2.8 U040xFC Series	SMFxC Series, SMS Series SM14 Series
	Power Supply	15KPA Series, PIP Series	
	Sensors (Electrodes)	SMFxC Series, SMS Series	ET724, USB208
	Control	GBLCxxC Series, SLVU2.8	ESDx-DFN Series,
	Defibrillator	SMFxxC Series, ESDx-DFN Series	ET724, USB208
	Wheel Chair	15KPA Series, 30KPA Series	
Industrial Controls	AC Power Line	15KPA Series, 30KPA Series 587BLP Series, 587BLPE Series PHP/PIP Series	
	Control/Monitoring	232B/E, 422B/E, 485ELC CX12LC Series	
	Sensors (Max & Low Voltage)	PLC496, DFN6-36	ULC040xFC Series
	4-20MA Control Loop	420E Series	
Homeland Security	Sensor/Detector	GBLCxxC Series, PLC497	SRV05-4, PSR05
	X-Ray Scanner	GBLCxxC Series	PLR Series
	Data Communication	DLZ Series	VSIP Series
	Power	15KPA Series, 30KPA Series 704 Series, GPZ Series	PSD Series, PSOTxxC Series
Point of Sale	Modem	PP-SM Series	PLC03-3.3, USB208
	Card Reader, Printer	SMDAxxLC Series	SM16 Series
	RS-232, RS-485	PSDxxC Series, PSOTxxC Series	PSM712
Other Applications			
Commercial Display	RS-232, RS-485	PSOTxxC Series, SM8LC Series	
Plotter/Printer	USB, Parallel	PUSBxxB Series, USB208	PSOT Series
HDTV	Video, Buttons	GBLCxxC Series PLR Series	USB004, USB208
Lightning Protection	Ballast	PP-SM Series	
Large Appliances	Power	PP-SM Series	
Electronic Toys	Control Keys, Charging Port	PSD Series, SFC05-4 PLW Series	ET724, USB208

PRODUCT PACKAGING SCALED 1"-1"



0201
Width: 0.012" (0.30)
Length: 0.024" (0.60)
Height: 0.012" (0.28)
LD Pitch: N/A
Pad Count: 2



0402/U0402
Width: 0.019" (0.48)
Length: 0.039" (1.00)
Height: 0.016" (0.40)
LD Pitch: N/A
Pad Count: 2



0404/U0404
Width: 0.039" (1.00)
Length: 0.039" (1.00)
Height: 0.016" (0.40)
LD Pitch: 0.020" (0.50)
Pad Count: 4



0406/U0406
Width: 0.039" (1.00)
Length: 0.059" (1.50)
Height: 0.016" (0.40)
LD Pitch: 0.020" (0.50)
Pad Count: 6



0408/U0408
Width: 0.039" (1.00)
Length: 0.079" (2.00)
Height: 0.016" (0.40)
LD Pitch: 0.020" (0.50)
Pad Count: 8



0502
Width: 0.030" (0.76)
Length: 0.050" (1.27)
Height: 0.030" (0.76)
LD Pitch: N/A
Pad Count: 2



5 Bump FC
Width: 0.039" (1.00)
Length: 0.052" (1.32)
Height: 0.016" (0.40)
LD Pitch: 0.020" (0.50)
Pad Count: 5



10 Bump FC
Width: 0.052" (1.33)
Length: 0.078" (1.981)
Height: 0.015" (0.39)
LD Pitch: 0.020" (0.50)
Pad Count: 10



15 Bump FC
Width: 0.052" (1.33)
Length: 0.116" (2.96)
Height: 0.015" (0.39)
LD Pitch: 0.020" (0.50)
Pad Count: 15



DFN-2
Width: 0.024" (0.61)
Length: 0.040" (1.02)
Height: 0.020" (0.50)
LD Pitch: N/A
Pad Count: 2



DFN-2T
Width: 0.024" (0.61)
Length: 0.040" (1.02)
Height: 0.015" (0.38)
LD Pitch: N/A
Pad Count: 2



DFN-3
Width: 0.047" (1.20)
Length: 0.047" (1.20)
Height: 0.020" (0.50)
LD Pitch: N/A
Pad Count: 3



DFN-4
Width: 0.024" (0.61)
Length: 0.040" (1.02)
Height: 0.020" (0.50)
LD Pitch: N/A
Pad Count: 4



DFN-6
Width: 0.063" (1.60)
Length: 0.063" (1.60)
Height: 0.022" (0.55)
LD Pitch: 0.020" (0.50)
Pad Count: 6



DFN-8
Width: 0.079" (2.00)
Length: 0.079" (2.00)
Height: 0.031" (0.80)
LD Pitch: 0.020" (0.50)
Pad Count: 8



DFN-8LP
Width: 0.063" (1.60)
Length: 0.079" (2.00)
Height: 0.022" (0.55)
LD Pitch: 0.020" (0.50)
Pad Count: 8



DFN-8SLP
Width: 0.053" (1.35)
Length: 0.067" (1.70)
Height: 0.022" (0.55)
LD Pitch: 0.016" (0.40)
Pad Count: 8



DFN-10
Width: 0.118" (3.00)
Length: 0.118" (3.00)
Height: 0.022" (0.55)
LD Pitch: 0.020" (0.50)
Pad Count: 10



DFN-12
Width: 0.063" (1.60)
Length: 0.118" (3.00)
Height: 0.022" (0.55)
LD Pitch: 0.020" (0.50)
Pad Count: 12



DFN-12LP
Width: 0.063" (1.60)
Length: 0.118" (3.00)
Height: 0.022" (0.55)
LD Pitch: 0.020" (0.50)
Pad Count: 12



DFN-12SLP
Width: 0.053" (1.35)
Length: 0.098" (2.50)
Height: 0.022" (0.55)
LD Pitch: 0.016" (0.40)
Pad Count: 12



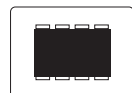
DFN-16
Width: 0.063" (1.60)
Length: 0.158" (4.00)
Height: 0.030" (0.75)
LD Pitch: 0.020" (0.50)
Pad Count: 16



DFN-16LP
Width: 0.063" (1.60)
Length: 0.157" (4.00)
Height: 0.022" (0.55)
LD Pitch: 0.020" (0.50)
Pad Count: 16



DFN-16SLP
Width: 0.063" (1.60)
Length: 0.157" (4.00)
Height: 0.022" (0.55)
LD Pitch: 0.020" (0.50)
Pad Count: 16



DFN-8
Width: 0.250" (6.35)
Length: 0.400" (10.16)
Height: 0.140" (3.56)
LD Pitch: 0.100" (2.54)
Pin Count: 8

PRODUCT PACKAGING SCALED 1"-1"



DIP-14
Width: 0.250" (6.35)
Length: 0.750" (19.05)
Height: 0.140" (3.55)
LD Pitch: 0.100" (2.54)
Pin Count: 14



DIP-16
Width: 0.250" (6.35)
Length: 0.780" (19.81)
Height: 0.140" (3.55)
LD Pitch: 0.100" (2.54)
Pin Count: 16



DO-214AA
Width: 0.17" (4.32)
Length: 0.143" (3.62)
Height: 0.089" (2.25)
LD Pitch: N/A
Pin Count: 2



LoPro™
Width: 0.051" (1.30)
Length: 0.063" (1.60)
Height: 0.030" (0.75)
LD Pitch: 0.020" (0.50)
Pad Count: 10



Quad/Penta
Width: 0.039" (1.00)
Length: 0.059" (1.50)
Height: 0.016" (0.40)
LD Pitch: 0.020" (0.50)
Pad Count: 6



QFN-32
Width: 0.20" (5.00)
Length: 0.20" (5.00)
Height: 0.035" (0.90)
LD Pitch: 0.020" (0.50)
Pad Count: 32



SC-70-5L
Width: 0.050" (1.27)
Length: 0.079" (2.01)
Height: 0.035" (0.89)
LD Pitch: 0.025" (0.64)
Pin Count: 5



SC-70-6L
Width: 0.050" (1.27)
Length: 0.079" (2.01)
Height: 0.035" (0.89)
LD Pitch: 0.025" (0.64)
Pin Count: 6



SC-79
Width: 0.032" (0.81)
Length: 0.048" (1.22)
Height: 0.025" (0.64)
LD Pitch: N/A
Pin Count: 2



SOD-323
Width: 0.051" (1.30)
Length: 0.69" (1.75)
Height: 0.035" (0.90)
LD Pitch: N/A
Pin Count: 2



SOD-723
Width: 0.024" (0.61)
Length: 0.040" (1.02)
Height: 0.022" (0.55)
LD Pitch: N/A
Pin Count: 2



SOD-923
Width: 0.024" (0.60)
Length: 0.039" (1.00)
Height: 0.015" (0.37)
LD Pitch: N/A
Pin Count: 2



SOT-143
Width: 0.50" (1.27)
Length: 0.115" (2.92)
Height: 0.040" (1.02)
LD Pitch: 0.075" (1.90)
Pin Count: 4



SOT-23
Width: 0.065" (1.65)
Length: 0.115" (2.92)
Height: 0.040" (1.01)
LD Pitch: 0.037" (0.95)
Pad Count: 3



SOT-23-6
Width: 0.065" (1.65)
Length: 0.115" (2.92)
Height: 0.043" (1.09)
LD Pitch: 0.037" (0.95)
Pin Count: 6



SOT-543
Width: 0.047" (1.19)
Length: 0.063" (1.60)
Height: 0.022" (0.55)
LD Pitch: 0.020" (0.50)
Pin Count: 4



SOT-553
Width: 0.047" (1.19)
Length: 0.063" (1.60)
Height: 0.022" (0.55)
LD Pitch: 0.020" (0.50)
Pin Count: 5



SOT-563
Width: 0.047" (1.19)
Length: 0.063" (1.60)
Height: 0.022" (0.55)
LD Pitch: 0.020" (0.50)
Pin Count: 6




SOT-953
Width: 0.031" (0.79)
Length: 0.039" (1.00)
Height: 0.018" (0.46)
LD Pitch: 0.015" (0.38)
Pin Count: 5



SOT-963
Width: 0.031" (0.79)
Length: 0.039" (1.00)
Height: 0.018" (0.46)
LD Pitch: 0.015" (0.38)
Pin Count: 6



SO-8
Width: 0.192" (4.90)
Length: 0.23" (6.00)
Height: 0.057" (1.44)
LD Pitch: 0.050" (1.27)
Pin Count: 8



SO-14
Width: 0.154" (3.90)
Length: 0.34" (8.63)
Height: 0.061" (1.55)
LD Pitch: 0.050" (1.27)
Pin Count: 14



SO-16
Width: 0.154" (3.90)
Length: 0.390" (9.90)
Height: 0.061" (1.55)
LD Pitch: 0.050" (1.27)
Pin Count: 16




SO-16WB
Width: 0.295" (7.50)
Length: 0.405" (10.30)
Height: 0.097" (2.46)
LD Pitch: 0.050" (1.27)
Pin Count: 16




SO-20WB
Width: 0.295" (7.50)
Length: 0.505" (12.82)
Height: 0.100" (2.54)
LD Pitch: 0.050" (1.27)
Pin Count: 20


PRODUCT PACKAGING SCALED 1"-1"



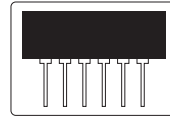
SSOP-24
Width: 0.24" (6.0)
Length: 0.34" (8.65)
Height: 0.062" (1.57)
LD Pitch: 0.025" (0.64)
Pin Count: 24



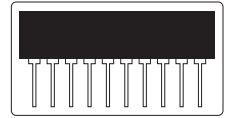
SSOP-20
Width: 0.29" (7.45)
Length: 0.45" (11.5)
Height: 0.098" (2.5)
LD Pitch: 0.050" (1.27)
Pin Count: 20



TSSOP-16
Width: 0.20" (5.0)
Length: 0.17" (4.4)
Height: 0.043" (1.1)
LD Pitch: 0.026" (0.65)
Pin Count: 16



VSIP-6
Width: 0.250" (6.35)
Length: 0.705" (19.05)
Height: 0.130" (0.33)
LD Pitch: 0.100" (2.54)
Pin Count: 6



VSIP-10
Width: 0.250" (6.35)
Length: 1.020" (25.90)
Height: 0.130" (0.33)
LD Pitch: 0.100" (2.54)
Pin Count: 10

COMPANY PROFILE

ProTek Devices, based in Tempe, Arizona USA, is a manufacturer of Transient Voltage Suppression (TVS) products designed specifically for the protection of electronic systems from the effects of lightning, Electrostatic Discharge (ESD), Nuclear Electromagnetic Pulse (NEMP), inductive switching and EMI/RFI. With over 25 years of engineering and manufacturing experience, ProTek designs TVS devices that provide application specific protection solutions for all electronic equipment/systems.

ProTek Devices Analog Products Division, also manufactures analog interface, control, RF and power management products. More information regarding analog products can be found at www.protekanalog.com.

CONTACT US

Corporate Headquarters

2929 South Fair Lane
Tempe, Arizona 85282
USA

By Telephone

General: 602-431-8101
Sales: 602-414-5109
Customer Service: 602-414-5114

By Fax

General: 602-431-2288

By Email

Sales: sales@protekdevices.com
Customer Service: service@protekdevices.com
Technical Support: support@protekdevices.com

Web

www.protekdevices.com
www.protekanalog.com