

**1500W-40000W**

# **PGseries**

**Full-protective Sheet Fiber Laser Cutting Machine**




- Embracing a new generation of aesthetic design, allowing you to experience the beauty of technology.
- With a powerful core, stable output, and efficiency doubled in processing thick plates!

● **Powerful Thick Plate Cutting, Beyond Imagination**  
High-power Thick Plate Cutting Technology

● **Bus System, Intelligent and Efficient**  
Intelligent Bus Control System

● **Over all Processing, Intelligent and Efficient**  
Intelligent Dispatch, Well-coordinated


## I Performance Advantages




Intelligent Operating System




New Type of Heat Insulation Technology



Efficient Dust Removal



Bevel Cutting (Optional)



Fast Exchange Table

## I Technical Parameters

Model	PG3015	PG4020	PG6020	PG8025
Working area	3050*1530mm	4050*2030mm	6050*2030mm	8050*2530mm
Laser power	1.5-40KW			
Positioning accuracy	0.03mm			
Repeated positioning accuracy	0.02mm			
Max. running speed	120m/min			

## I Cutting parameter

Material	1.5kW	2kW	3kW	6kW	12kW	20kW	40kW
Carbon steel(mm)	1-16	1-20	1-22	1-35	1-40	4-70	5-70
Stainless steel(mm)	1-6	1-8	1-12	1-18	1-30	1-50	5-60
Brass(mm)	1-3	1-4	1-6	1-16	1-16	1-20	5-25
Aluminum(mm)	1-4	1-5	1-6	1-16	1-30	1-50	5-70

## I Cutting sample display

