

MODEL HPK 40



Yatay Çalışma Pozisyonu (Standart)
Horizontal Working Position(Standard)
Horizontalen Arbeitsposition

TEKNİK ÖZELLİKLER

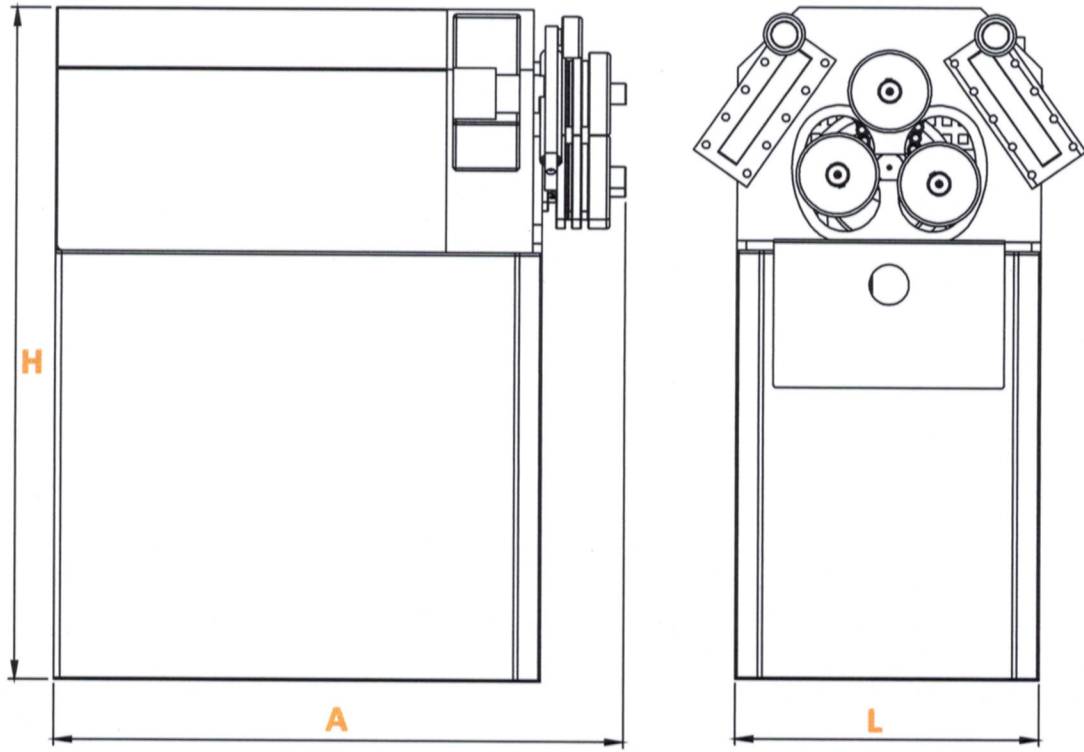
- ▶ Küresel grafitli dökme demir gövde
- ▶ Tahrikli 3 top
- ▶ Özel sertleştirilmiş ve parlatılmış çelik miller
- ▶ Yatay ve dikey çalışma pozisyonu
- ▶ Klavuz miller
- ▶ Standart vals takımı
- ▶ Ayak pedallı kontrol
- ▶ Alt toplar için analog sayaç

TECHNICAL SPECIFICATIONS

- ▶ Spheroid Cast Iron Frame
- ▶ Three rolls are powered
- ▶ Rolls Shafts are Special Steel material hardened and grinded
- ▶ Horizontal and Vertical Working Position
- ▶ Guide Rolls
- ▶ Standard Rolls
- ▶ Foot pedal control
- ▶ Analog counters for bottom rolls

TECHNISCHE SPEZIFIKATIONEN

- ▶ Stabiler Gusskörper
- ▶ Dreiwalzen-Antreib
- ▶ Gehärtete und Geschliffenen Wellen
- ▶ Horizontal und Vertikal Arbeitsmöglichkeit
- ▶ Standartwalzensatz
- ▶ Fußpedalbedienung
- ▶ Zwei Digitalanzeigen




MODEL			HPK-40	
Mil çapları	Roll shaft	Wellendurchmesser	Ømm	40
Vals topu çapları	Rolls Diameters	Walzendurchmesser	Ømm	137
Çalışma hızı	Working speed	Arbeitsgeschwindigkeit	m/min	7
Motor gücü	Motor power	Motorleistung	kW	1,1
L Uzunluk	L Length	L Länge	mm	1050
A Genişlik	A Width	A Breite	mm	500
H Yükseklik	H Height	H Höhe	mm	1250
Ağırlık	Weight	Gewicht	kg	350

UYGULAMALAR

APPLICATION

ANWENDUNG






PROFİL VE BORU KIVIRMA MAKİNALARI

SECTION AND PIPE BENDING MACHINES

RINGBIEGE MASCHINEN



MODEL		PK 30		PK 35		HPK 40	
No.	Profil cinsi Profile Type Profiltyp	Ölçüler Size Maß	Kiv. çapı Min. Dia. Min. Biegedurchmesser	Ölçüler Size Maß	Kiv. çapı Min Dia. Min. Biegedurchmesser	Ölçüler Size Maß	Kiv. çapı Min Dia. Min. Biegedurchmesser
1		50x10 20x6	800 300	60x10 40x10	500 400	60x10 40x10	500 400
2		80x15 30x6	700 400	100x15 60x10	450 350	100x15 60x10	450 350
3		30x30 10x10	900 200	35x35 20x20	900 300	35x35 20x20	900 300
4		Ø 30 Ø 10	900 200	Ø 35 Ø 30	600 400	Ø 35 Ø 30	600 400
5		Ø 60x1,5 Ø 25x1,5	1000 600	Ø 70x2 Ø 30x2	1000 500	Ø 70x2 Ø 30x2	1000 500
6		1 1/2"x2,9 1/4"x1,8	600 300	2"x2,9 1"x2,3	1000 350	2"x2,9 1"x2,3	1000 350
7		50x30x3 40x20x2	1200 800	70x30x2 50x40x3	1200 1200	70x30x2 50x40x3	1200 1200
8		40x3 30x2	1200 800	50x3 40x3	1700 600	50x3 40x3	1700 600
9		40x40x5 30x30x4	600 300	50x50x5 40x40x5	800 600	50x50x5 40x40x5	800 600
10		35x35x5 30x30x4	600 400	50x50x6 30x30x3	1000 500	50x50x6 30x30x3	1000 500
11		50x6 20x3	600 400	60x7 50x6	700 500	60x7 50x6	700 500
12		50x6 20x3	600 400	60x7 50x6	700 500	60x7 50x6	700 500
13		50x6 20x3	600 400	60x7 50x6	700 500	60x7 50x6	700 500
14				UPN 80 UPN 60	1000 700	UPN 80 UPN 60	1000 700
15				UPN 80 UPN 30	1200 800	UPN 80 UPN 30	1200 800