

TL-302-M/SA



TL-350-SA



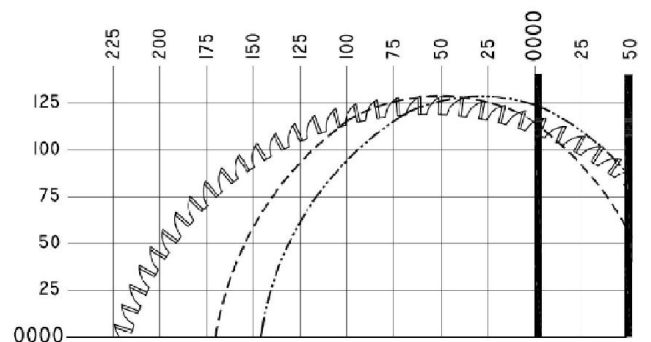
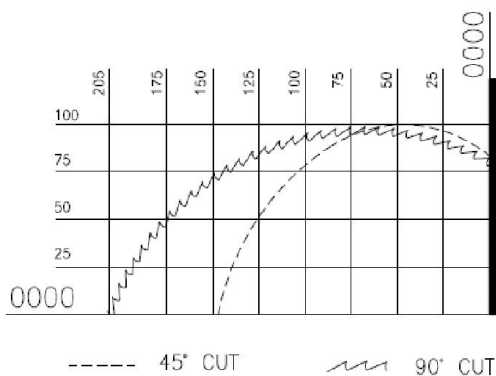
TL-350-M



- ✓PORTABLE machine
- ✓Miter cutting -45°/90°/45°

	TL-302-M / SA
Blade Dimensions	300 Ø mm
Motor	2,0 HP
Motor speed	3000 rpm
Working height	950 mm
Cutting degrees	-22,5°/-45°/90°/45°/22,5°/-0°
Weight of the machine	60 kg
Dimensions	500x700x900 mm

	TL-350-M / SA
Blade Dimensions	350 Ø mm
Motor	2,0 HP (1,5 Kw)
Motor speed	3000 rpm
Working height	970 mm
Cutting degrees	-22,5°/-45°/90°/45°/22,5°/-0°
Weight of the machine	68 kg
Dimensions	480x780x850 mm



TLG-352-M



TLG-352-SA

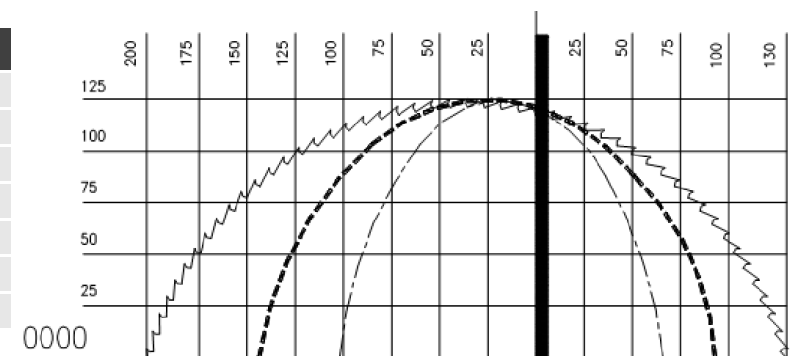





TLG-352-A



✓Cutting from -22,5 °/90 °/to +0°

	TLG-352-M / SA / A
Blade Dimensions	350 Ø mm
Motor	2 HP (1,5 Kw)
Motor speed	3000 rpm
Working height	970 mm
Cutting degrees	-22,5°/-45°/90°/45°/22,5°/-0°
Weight of the machine	180 kg
Dimensions	870x710x1435 mm



 90°
  60°
 45°

↑
 MOVING
 TURRET →



TL-400-A

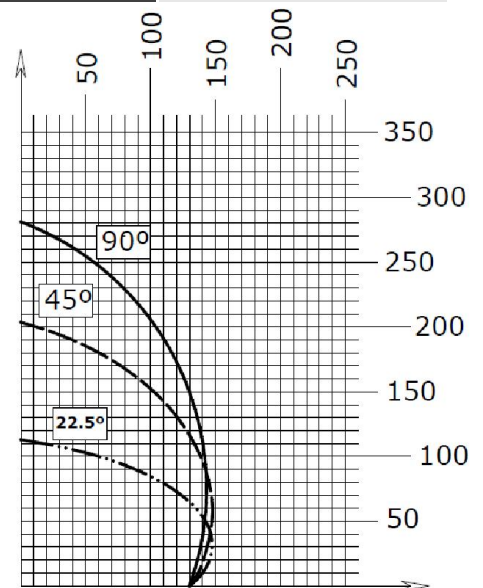
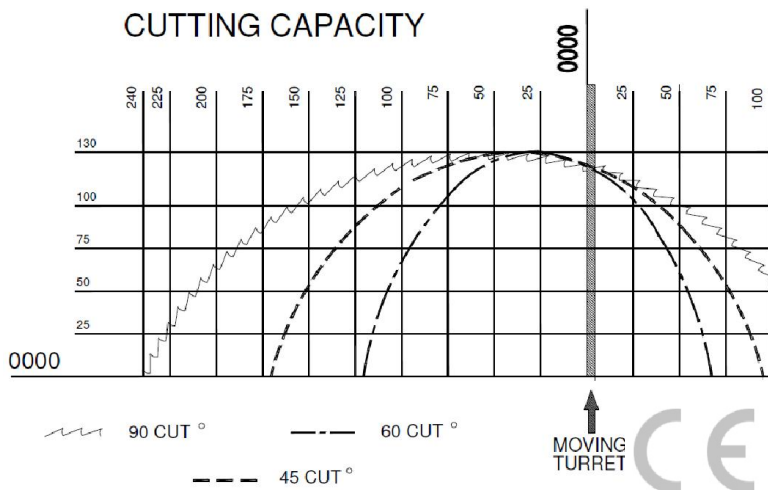


FRONT-450

	TL-400-A
<i>Blade Dimensions</i>	400 Ø mm
<i>Motor</i>	3 HP
<i>Motor speed</i>	3000 rpm
<i>Working height</i>	970 mm
<i>Cutting degrees</i>	-22,5°/-45°/90°/45°/22,5°/-0°
<i>Weight of the machine</i>	380 kg
<i>Dimensions</i>	900x1000x1480 mm

	FRONT-450
<i>Blade Dimensions</i>	450 Ø mm
<i>Motor</i>	3 HP
<i>Motor speed</i>	3000 rpm
<i>Working height</i>	970 mm
<i>Cutting degrees</i>	-22,5°/-45°/90°/45°
<i>Weight of the machine</i>	450 kg
<i>Dimensions</i>	1000x1400x1800 mm

CUTTING CAPACITY

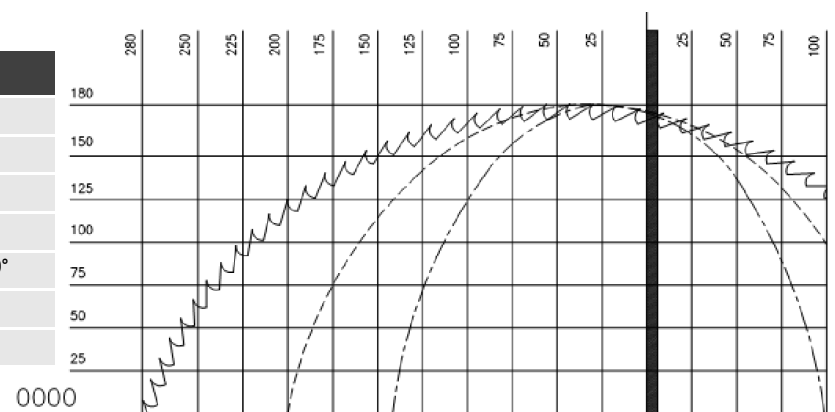


TL-500-A



✓Cutting from $-22,5^\circ/90^\circ$ /to $+0^\circ$

	TL-500-A
Blade Dimensions	500 Ø mm
Motor	4 HP (3,0 Kw)
Motor speed	3000 rpm
Working height	980 mm
Cutting degrees	$-22,5^\circ/-45^\circ/90^\circ/45^\circ/22,5^\circ/-0^\circ$
Weight of the machine	430 kg
Dimensions	1200x1100x1500 mm



90° CUT
 60° CUT
 45° CUT

↑
 MOVING
 TURRET →

TL-600-A

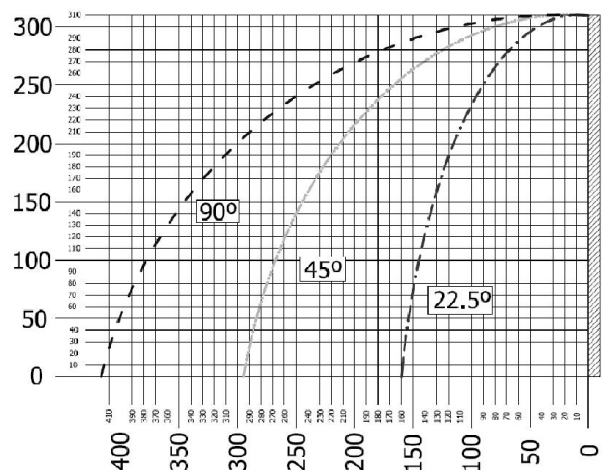
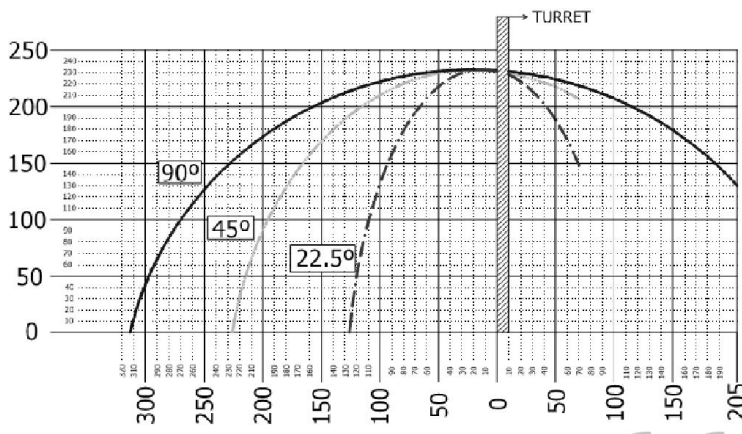


TL-800-A



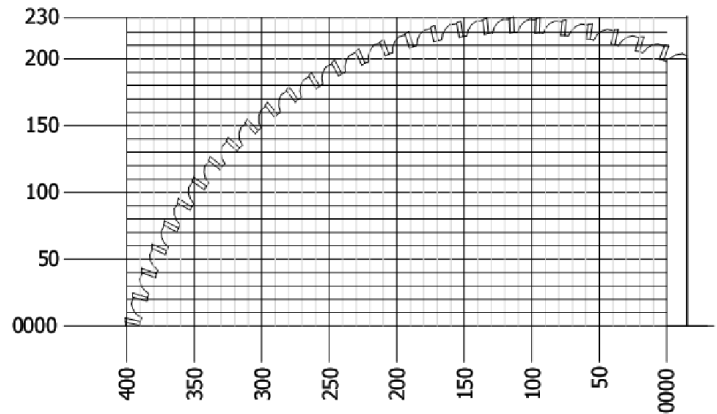
	TL-600-A
Blade Dimensions	600 Ø mm
Motor	4 HP (3 Kw)
Motor speed	3000 rpm
Working height	970 mm
Cutting degrees	-22,5°/-45°/90°/45°/22,5°
Weight of the machine	550 kg
Dimensions	1300x1220x1635 mm

	TL-800-A
Blade Dimensions	800 Ø mm
Motor	10 HP (7,5 Kw)
Motor speed	3000 rpm
Working height	970 mm
Cutting degrees	-22,5°/-45°/90°/45°/22,5°
Weight of the machine	840 kg
Dimensions	1800x1500x1780 mm

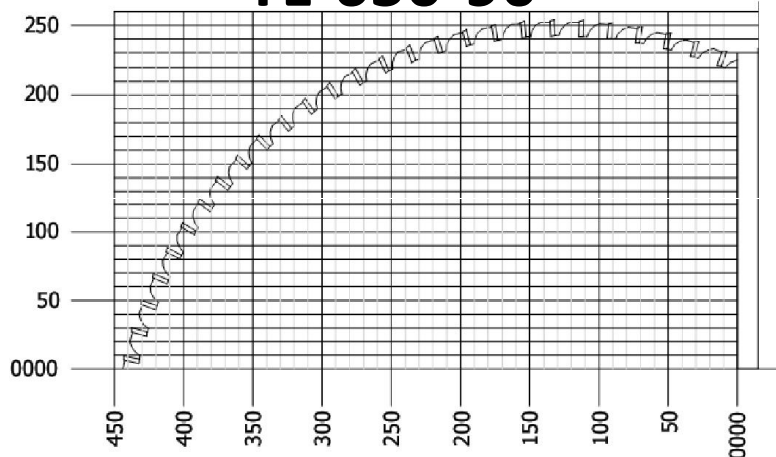




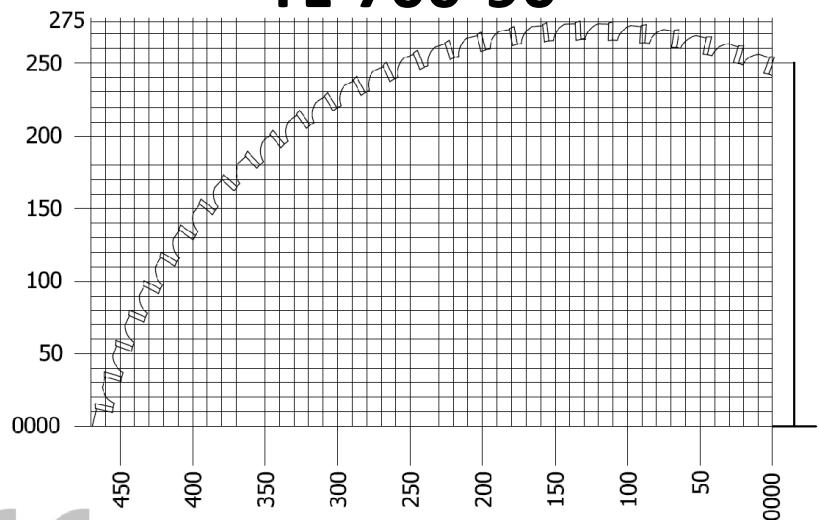
TL-600-90



TL-650-90



TL-700-90



	TL-600-90
Blade Dimensions	600 Ø mm
Motor	5,5 HP (4,0 Kw)
Motor speed	3000 rpm
Cutting degrees	90°
Weight of the machine	450 kg

	TL-650-90
Blade Dimensions	650 Ø mm
Motor	7,5 HP (5,6 Kw)
Motor speed	3000 rpm
Cutting degrees	90°
Weight of the machine	500 kg

	TL-700-90
Blade Dimensions	700 Ø mm
Motor	7,5 HP (5,6 Kw)
Motor speed	3000 rpm
Cutting degrees	90°
Weight of the machine	550 kg

- ✓ Automatic advance – cut-off + drill + tap machine
- ✓ 300mm Oleopneumatic feeding or 700mm CNC feeding

GAA-350-90



GAA-350 CNC



- ✓ GAA-350-90+CNC with servo motor and touch screen panel
- ✓ 15 product references / 10 programs / 30 sequence lines

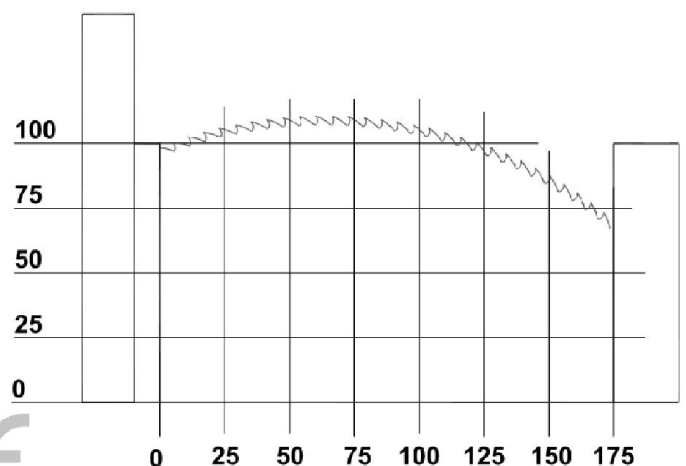


*Picture corresponds to GAA-350-90 TR12 CNC sawing machine with drilling/ tapping unit

EXAMPLE:



	GAA-350-90 / CNC
Blade Dimensions	350 Ø mm
Motor	2,5 HP (1,8Kw)
Motor speed	3000 rpm
Feeder lenght	300 mm / 700mm CNC
Cutting degrees	90°
Weight of the machine	260 Kg / 320 Kg
Dimensions	1400x850x970 / 1500x1200x970





GAA-500-90

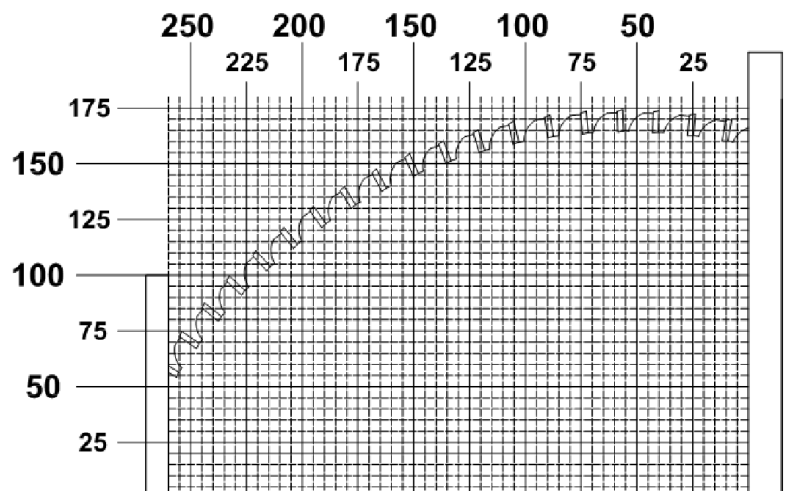
- ✓ Automatic advance – cut-off
- + drill + tap machine
- ✓ 500mm Oleopneumatic or 700mm CNC feeding

GAA-500 CNC



*GAA-500-90 CNC + TR20

	GAA-500-90 /CNC
Blade Dimensions	500 \varnothing mm
Motor	4 HP
Motor speed	40/80 mt/min
Feeder lenght	500 mm / 700 mm
Cutting degrees	90°
Weight of the machine	450 kg / 520 Kg
Dimensions	1400x850x1700 / 1950x1200x970





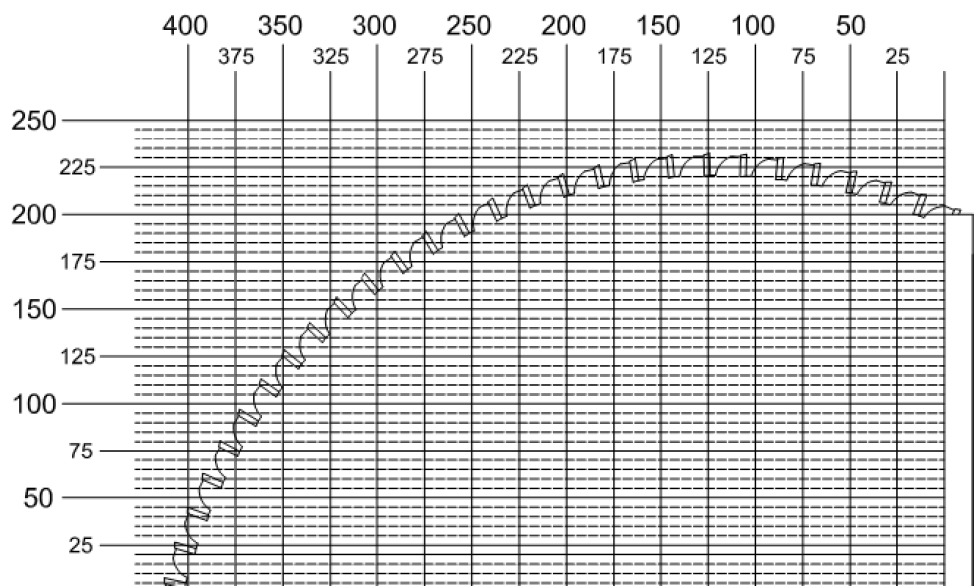
GAA-600-90 CNC


✓GAA-600-90+CNC
✓Optional automatic
drill+tap unit

✓GAA-650-90 CNC
available with $\varnothing 650$
blade



	GAA-600-90
<i>Blade Dimensions</i>	600 \varnothing mm
<i>Motor</i>	5,5 HP (4 Kw)
<i>Motor speed</i>	3000 rpm
<i>Feeder lenght</i>	500 mm
<i>Cutting degrees</i>	90°
<i>Weight of the machine</i>	675 kg
<i>Dimensions</i>	1500x950x1850 mm

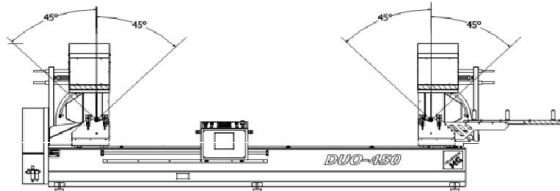




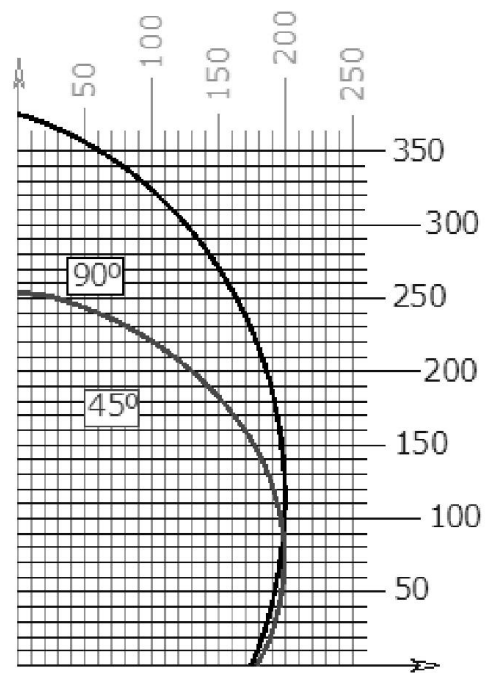
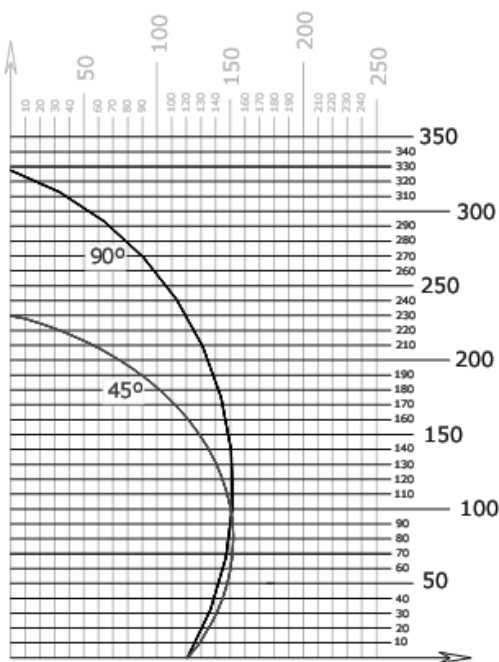
DUO-450

DUO-550

- ✓Cutting from -45° TO $+45^{\circ}$ both heads
- ✓USB Input



	DUO-450		DUO-550
<i>Blade Dimensions</i>	450 \varnothing mm	<i>Blade Dimensions</i>	550 \varnothing mm
<i>Cutting degrees</i>	$-45^{\circ} / 90^{\circ} / 45^{\circ}$	<i>Cutting degrees</i>	$-45^{\circ} / 90^{\circ} / 45^{\circ}$
<i>Weight of the machine</i>	1400 kg	<i>Weight of the machine</i>	1500 kg
<i>Dimensions</i>	5400x1600x1620 mm	<i>Dimensions</i>	5400x1700x1700 mm





TM-3



E-3



TMDG-3



✓ INPUT & OUTPUT roller conveyors with
estándar dimensions of 3/4/6 meters.
✓ Pneumatic clamping versions TN / TNDG

AUTOPOS + USB

AUTOPOS



✓ USB data:
EXCEL, TXT, CSV





www.hhmaskiner.dk

HH Maskiner
Lanciavej 12B
7100 Vejle
+4576 400 200
hh@hhmaskiner.dk



made in Spain