



## STS series Superiour Temperature reference Sensors

### Wide temperature range

-150 to 650°C (-238 to 1202°F)

A single sensor may cover the complete temperature range

### Fast response time

Ensures correct monitoring of temperature stability in liquid baths or dry-block calibrators

### Specified low drift

Maintains a minimal uncertainty budget over the entire period between re-calibration intervals. Allows for easier re-calibration scheduling

### 90° angled sensor

Allows the user to have both the sensor-under-test and the reference sensor in the dry-block at the same time

### Calibration certificate

Wide choice of accredited or traceable certificates

### PRODUCT DESCRIPTION

STS Superior Temperature reference Sensors are a series of high quality reference sensors. Ideal for industrial temperature calibration applications where accuracy and long-term stability are important.

STS Superior Temperature reference Sensors are based on more than 50 years of industrial temperature sensor manufacturing experience.



### Features

The main requirement of a reference sensor is stability: The less the sensor drifts, the lower the measurement uncertainty. All JOFRA Superior Temperature Standard sensors are economical and offer fast response times, low immersion depths, compact physical sizes, and specified low drift rates: even at high temperatures. These are all important considerations when selecting a reference sensor.

In addition to straight sensors, AMETEK offers a 90° angled version specifically developed for use with dry-block temperature calibrators. This sensor allows the user to have both the sensor-under-test and the reference sensor in the thermowell at the same time: even if the sensors have a connection or a transmitter head.

AMETEK has also designed a special cable type reference sensor permitting the sensor to be positioned throughout the depth of the well in a dry-block, eg. under a sanitary flange.

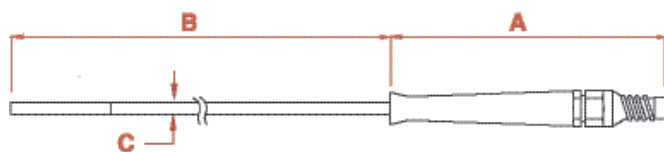
Epecially for the DTI050 reference indicator, AMETEK has developed a specific series of intelligent reference sensors.

## JOFRA STS-050

### Measuring temperature with intelligent sensors

The STS-050 reference sensors uses intelligent detection technology. This means that it is able to automatically read calibration data and sensor type from a memory chip placed in the sensor. This chip is standard in the STS-050 series.

The intelligent sensor reading makes it possible to change the sensors used without re-programming the DTI050. When an intelligent sensor is connected, all information about the sensor, such as serial number, calibration data and coefficients are read by DTI050. All information can be shown on the display in the config menu for verification. Recalling existing data eliminates errors as a result of programming sensor data.



Dimensions		
Ref.	mm	inch
A	140	5.51
B	250	9.84
	350	13.78
C	4	0.16

## SPECIFICATIONS STS-050 A / B

### Temperature range

All sensors.....-50 to 400°C / -58 to 752°F

### Accuracy

Hysteresis<sup>1)</sup> @0°C / 32°F.....0.01°C / 0.02°F  
Long term stability<sup>2)</sup> @0°C / 32°F.....typ. 0.014°C / 0.025°F  
Repeatability<sup>1)</sup>.....0.005°C / 0.009°F

- 1) when used in the range -50 to 400°C / -58 to 752°F.  
2) when exposed to 400°C / 752°F for 100 h. Stability will depend on actual use of the sensor.

### Sensing element

Type.....Pt100  
Nominal resistance@0°C / 32°F.....100 Ω  
Length .....22 mm / 0.9 in  
Temperature coefficient ..... $\alpha_{100}=0.00385$  1/°C

### Minimum immersion depth

STS-050 A (4 mm / 0.16 in): .....60 mm / 2.36 in

### Self-heating effect

0.04°C/mW / 0.07°F/mW

### Response time

STS-050 A (4 mm / 0.16 in):  $\tau_{0.5}$  (50%) .....7 seconds  
STS-050 A (4 mm / 0.16 in):  $\tau_{0.9}$  (90%) .....17 seconds

Liquid in motion  $v=0.4$ m/s.

### Electrical connections

Cable .....4 wire  
Connection.....REDEL goldplated

### Insulation resistance

@ 23°C / 73°F.....100 Gohm  
@ 400°C / 752°F.....70 Mohm

### Outer tube

AISI 316

### Operating conditions

Sensor, connection, and cable.....Max. 70°C / 158°F  
Storage temperature .....-20 to 70°C / -4 to 158°F  
Humidity .....0 to 90% RH  
Protection class.....DIN 40050 IP-50

## ORDERING JOFRA STS-050

Order no.	Description
STS050	<b>Base model number</b> Pt100 reference sensor, solid, with handle, -50 to 400°C / -58 to 752°F
A	<b>Diameter of the sensor</b> Overall diameter 4 mm (0.16 in)
250	<b>Shape and length</b> Straight sensor, 250 mm (9.8 in) in carton
350	Straight sensor, 350 mm (13.8 in) in carton
D	<b>Cable length and termination</b> Cable 1 m (3.3 ft.) + REDEL connector for DT1050
F	<b>Calibration certificate</b> Traceable certificate to International standards Standard* -45 to 400°C
H	Accredited certificate - ISO17025 Option* -45 to 400°C
<b>STS050A250DF</b>	<b>Sample order number</b> 4 mm STS-050 Reference sensor, Straight 250 mm, Cable length 1 m (3.3 ft.) with REDEL connector for DT1050 and NPL traceable calibration certificate

## STANDARD DELIVERY

- JOFRA STS-050 A sensor with handle
- Straight sensors, delivered in carton box
- Traceable calibration certificate,  
6 points from -45 to 400°C
- Cable - according to order number
- User manual

## JOFRA STS-100 A/B

### Quality defined

It is not easy to make a good quality reference sensor. The main requirement of a reference sensor is stability. This means minimal drift as a function of operating time at the actual temperature. The less the sensor drifts, the lower the measurement uncertainty.

### Small diameter - fast response

The STS-100 A/B series has a relatively small diameter (STS-100 A: 4 mm / 0.16 in and STS-100 B: 6.35 mm / 0.25 in.) This leaves optimum space for sensors-under-test in the dry-block and ensures a fast response time. A fast reacting sensor will optimize the measurement information.

### Reduced hysteresis and drift

The sensing element is comprised of a pure platinum coil. This

coil is suspended in a way that minimizes stress and ensures a near zero hysteresis value.

The main reason for drift within a sensor assembly is impurities within the element, especially at temperatures above 350°C (660°F). All internal parts must be cleaned thoroughly. AMETEK has developed a unique cleaning method for the internal bore of the Inconel® sheath. The platinum sensor is embedded within an ultra-clean, temperature resistant ceramic, and assembly of the components is performed in a clean room. These precautions ensure minimum contamination of the element during use and provide the user with the best possible performance.

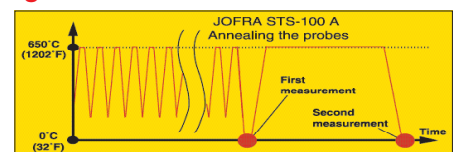
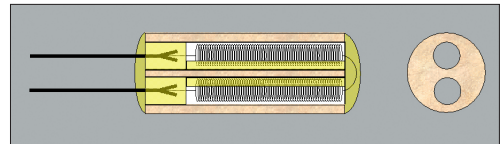
### Ageing/annealing

Once the sensors are assembled, they are subjected to a long approval process. This

includes mechanical stress reduction of the entire assembly as well as ageing the sensor element itself. The purpose of ageing the sensor is to remove the initial drift.

The procedure involves heating the sensor up to 650°C (1202°F) and holding it for 1 hour before cooling down. This process is repeated over a period of several days. The resistance is then measured at 0°C (32°F) and recorded. The sensor is again heated up to 650°C (1202°F), and this time the temperature is held constant for 100 hours.

Finally, the output from the sensor is again measured at 0°C (32°F) and recorded. The difference between the first and the second measurement is recorded. The difference between these two measurements is our verification of the stability qualities of the sensor. To be accepted for final calibration and certification, the sensor must meet our minimum tolerance, which we document in a quality certificate.



### Reduced isolation-resistance-error

Electrical isolation resistance (parasite-resistance-error), when measured at the highest operating temperature, should be as high as possible. A low isolation resistance would cause the output signal to be incorrect in relation to the temperature. JOFRA STS-100 A/B series sensors meet the IEC-751 requirements of isolation resistance by several hundred percent.

### The final quality-certificate-check

Upon completion of every certificate, after final calibration of the sensor, examination and approval cycles are performed according to our established procedures. The critical verification is to ensure that the difference between the initial and the final 0°C (32°F) measurement on the certificate meets our minimum tolerance. These requirements are based on a vast amount of data, which has been evaluated statistically. This value indicates if the sensor has a sufficient long-term stability. AMETEK also checks that the linearization coefficients have values that correlate to an acceptable curve sequence in accordance with our requirements.

### Certification

The final documentation on the sensor is the calibration certificate. The JOFRA STS-100 A/B sensors have the following calibration options:

#### Accredited certificate (standard):

(Traceable to the European Accreditation Organisation)  
Temperature range from -90 to 650°C (-130 to 1202°F).

The certificate contains min. 6 temperature points starting and ending at 0°C (32°F). The certificate also contains calculated linearization coefficients.

#### The entire temperature calibration uncertainty:

-90 to 125°C (-130 to 257°F):  $\pm 0.03^{\circ}\text{C}$  ( $\pm 0.054^{\circ}\text{F}$ )  
-45 to 250°C (-49 to 482°F):  $\pm 0.02^{\circ}\text{C}$  ( $\pm 0.036^{\circ}\text{F}$ )  
250 to 320°C (482 to 608°F):  $\pm 0.03^{\circ}\text{C}$  ( $\pm 0.054^{\circ}\text{F}$ )  
320 to 650°C (608 to 1202°F):  $\pm 0.05^{\circ}\text{C}$  ( $\pm 0.090^{\circ}\text{F}$ )

#### Traceable certificate (optional):

Temperature range from -90 to 650°C (-130 to 1202°F).

The certificate contains min. 6 temperature points starting and ending at 0°C (32°F). The certificate also contains calculated linearization coefficients.

#### Calibration uncertainty:

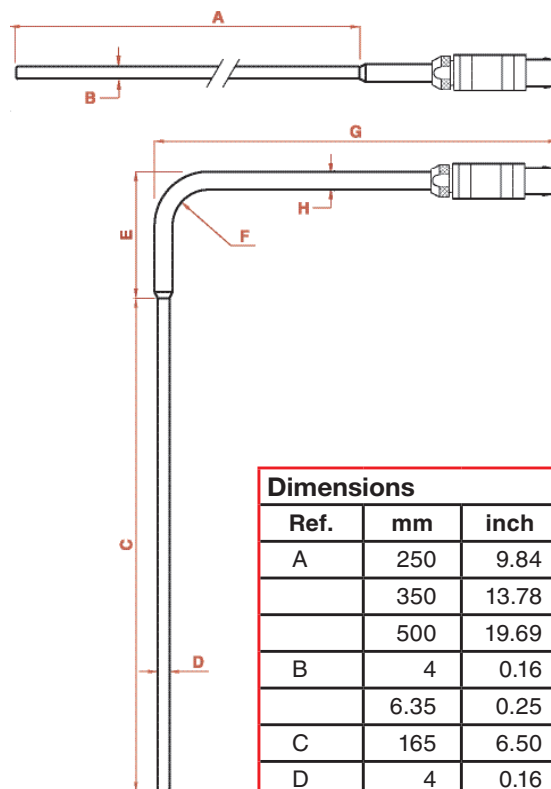
-90 to 125°C (-130 to 257°F):  $\pm 0.03^{\circ}\text{C}$  ( $\pm 0.054^{\circ}\text{F}$ )  
-45 to 155°C (-49 to 311°F):  $\pm 0.05^{\circ}\text{C}$  ( $\pm 0.090^{\circ}\text{F}$ )  
-45 to 650°C (-49 to 1202°F):  $\pm 0.05^{\circ}\text{C}$  ( $\pm 0.090^{\circ}\text{F}$ )  
33 to 320°C (91 to 608°F):  $\pm 0.05^{\circ}\text{C}$  ( $\pm 0.090^{\circ}\text{F}$ )  
33 to 650°C (91 to 1202°F):  $\pm 0.05^{\circ}\text{C}$  ( $\pm 0.090^{\circ}\text{F}$ )

#### Delivery without certificate (annealed only) - (optional):

In some cases, the customer may prefer to calibrate the sensor. It is possible to purchase the sensor without any certification. AMETEK does not recommend this option because we are not able to complete the final "quality-certificate-check".

#### Custom-made certificate (optional):

The traceable certificate and the accredited certificates may both be customized to meet customer requirements; extra calibration points, different temperature points, limited or extended temperature ranges are available.



Dimensions		
Ref.	mm	inch
A	250	9.84
	350	13.78
	500	19.69
B	4	0.16
	6.35	0.25
C	165	6.50
D	4	0.16
	6.35	0.25
E	42	1.65
F	12	0.47
G	134	5.28
H	6	0.24



## SPECIFICATIONS STS-100 A/B

### Temperature range

All sensors..... -150 to 650°C / -238 to 1202°F

### Accuracy

Hysteresis<sup>1)</sup> @0°C / 32°F..... 0.01°C / 0.02°F

Long term stability<sup>2)</sup> @0°C / 32°F..... typ. 0.014°C / 0.025°F

Repeatability<sup>1)</sup>..... 0.002°C / 0.0036°F

Note 1: When used in the range -90 to 650°C / -130 to 1202°F.

Note 2: When exposed to 650°C / 1202°F for 100 h. Stability will depend on actual use of the sensor.

### Sensing element

Type..... Pt100

Nominal resistance @0°C / 32°F..... 100 Ω

Length ..... 40 mm / 1.6 in

Temperature coefficient .....  $\alpha_{100}=0.00385$  1/°C

### Minimum immersion depth

STS-100 A (4 mm / 0.16 in): ..... 100 mm / 3.9 in

STS-100 B (6.35 mm / 0.25 in):..... 110 mm / 4.3 in

### Self-heating effect

0.06°C/mW / 0.108°F/mW

### Response time

STS-100 A (4 mm / 0.16 in):  $\tau_{0.5}$  (50%)..... 8 seconds

STS-100 A (4 mm / 0.16 in):  $\tau_{0.9}$  (90%)..... 26 seconds

STS-100 B (6.35 mm / 0.25 in):  $\tau_{0.5}$  (50%)..... 18 seconds

STS-100 B (6.35 mm / 0.25 in):  $\tau_{0.9}$  (90%)..... 44 seconds

Liquid in motion  $v=0.4$ m/s.

### Electrical connections

Cable..... 4 wire + shield

Connection..... LEMO goldplated

### Insulation resistance

@ 23°C / 73°F..... 100 Gohm

@ 650°C / 1202°F..... 70 Mohm

### Outer tube

Inconel 600

### Operating conditions

Sensor connection and cable ..... Max. 70°C / 158°F

Storage temperature ..... -20 to 70°C / -4 to 158°F

Humidity ..... 0 to 90% RH

Protection class (connectors) ..... DIN 40050 IP-50

### Shipping dimensions - including carrying case

Straight sensors, L x W x H.....

..... 750 x 140 x 140 mm / 29.5 x 5.5 x 5.5 in

90° angled sensor, L x W x H.....

..... 220 x 250 x 60 mm / 8.7 x 9.8 x 2.4 in

### Shipping weight including packing

Straight sensors ..... 1.9 kg / 4.2 lb

90° angled sensor ..... 550 g / 1.2 lb

## ORDERING JOFRA STS-100 A/B

### Order no.

### Description

#### Base model number

STS100

Pt100 reference sensor, solid,  
-150 to 650°C / -238 to 1207°F

#### Diameter of the sensor

A

Overall diameter 4 mm (0.16 in)

B

Overall diameter 6.35 mm (0.25 in)

#### Shape and length

250

Straight sensor, 250 mm (9.8 in) in alu case

350

Straight sensor, 350 mm (13.8 in) in alu case

500

Straight sensor, 500 mm (19.7 in) in alu case

901

90° angled sensor, 207 mm (8.1 in) in plastic case

#### Cable length and termination

A

Cable 0.5 m (1.6 ft.) + LEMO connector

B

Cable 2 m (6.6 ft.) + LEMO connector

C

Cable 2 m (6.6 ft.) + Banana plug connectors

D

Cable 2 m (6.6 ft.) + REDEL connector for DT1050

#### Calibration certificate

H

Accredited Certificate - ISO17025

Standard -45 to 650°C

HL

Accredited Certificate - ISO17025

Standard -90 to 125°C

I

No certificate - Annealed only

(Useless without calibration certificate/  
co-efficients)

STS100A901DH

#### Sample order number

4 mm STS-100 Reference sensor angled  
90°, Cable length 2 m (6.6 ft.) with REDEL  
connector for DT1050 and accredited  
calibration certificate.

## STANDARD DELIVERY

- STS-100 A/B sensor
- 90° angled sensor, delivered in plastic case
- Straight sensors, delivered in alu case
- Accredited calibration certificate,  
6 points from -45 to 650°C
- Cable - according to order number
- User manual

## ACCESSORIES

122801

Cable 0.5 m (1.6 ft.) LEMO to LEMO

65-PT100-LL-CABLE

Cable 2 m (6.6 ft.) + LEMO to LEMO

65-PT100-LB-CABLE

Cable 2 m (6.6 ft.) + LEMO to banana

125522

Cable 2 m (6.6 ft.) with LEMO / Redel  
for DT1050


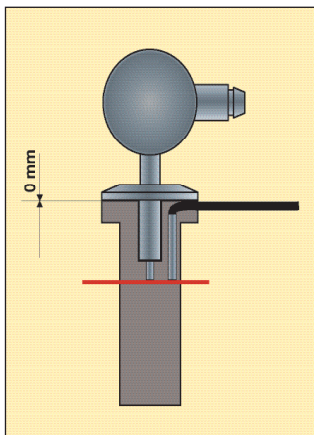


## JOFRA STS-102 A

JOFRA has also designed a special cable type reference sensor, the STS-102 A. Due to the small size and flexible connection, the design permits positioning of the sensor throughout the depth of the well in a dry-block, eg. under a sanitary flange.

The reference sensor must be placed at the same level and in parallel with the sensor-under-test as indicated in the illustration to the right. The illustration shows calibration of a sanitary sensor. The sensor is in contact with the insert.

Below you see the custom insert and STS-102 A reference sensor placed in a JOFRA ATC-156 B dry-block calibrator. On the right, the sanitary sensor has been fitted into the insert and is ready for calibration. Note that the design makes room for the reference sensor cable.



## ACCESSORIES

Complete application kit for calibration of sanitary sensors.

Including:  
STS102A030SH,  
Recalibration Tube,  
Manual, 5-Pack  
Undrilled Insertion  
Tubes with Cable  
Groove, Carrying  
Case

Order no.: 123859



## SPECIFICATIONS STS-102 A

### Temperature range

All sensors.....-50 to 155°C / -58 to 311°F

### Accuracy

Hysteresis @0°C / 32°F ..... 0.01°C / 0.018°F  
Long term stability 1) @0°C / 32°F ...typ. 0.025°C / 0.045°F  
Repeatability ..... 0.002°C / 0.0036°F

Note 1: When exposed to 155°C (311°F) for 200 hours. stability will depend on actual use of the sensor.

### Sensing element

Type.....Pt100  
Nominal resistance@0°C / 32°F ..... 100Ω  
Length ..... 30 mm / 1.18 in  
Temperature coefficient .....  $\alpha_{100}=0.00385$  1/°C

### Minimum immersion depth

30 mm / 1.18 in

### Self-heating effect

0.06°C/mW / 0.108°F/mW)

### Response time

$\tau_{0.9}$  (90%) ..... 16 seconds

Measured in water

### Electrical connections

Cable ..... 4 wire + shield  
Connection ..... LEMO goldplated

### Insulation resistance

@ 23°C / 73°F ..... 3 Gohm

### Outer tube


AISI 316Ti

### Operating conditions

Sensor connection .....Max. 70°C / 158°F  
Sensor cable .....Max. 175°C / 347°F  
Storage temperature .....-20 to 70°C / -4 to 158°  
Humidity .....0 to 90% RH  
Protection class (connectors) ..... DIN 40050 IP-50

### Shipping dimensions

STS-102 A sensor (including carrying case):  
L x W x H ..... 220 x 250 x 60 mm / 8.7 x 9.8 x 2.4 in  
Shipping weight including packing  
STS-102 A sensor ..... 550 g / 1.2 lb



## ORDERING JOFRA STS-102 A

Order no.	Description
STS102	<b>Base model number</b> Pt100 reference sensor, cable, -50 to 155°C (-58 to 311°F)
A	<b>Diameter of the sensor</b> Overall diameter 4 mm (0.16 in)
030	<b>Shape and length</b> Short sensor 30 mm (1.18 in) in plastic case
S	<b>Cable length and termination</b> Cable 1 m (3.3 ft.), Integrated Teflon cable, LEMO connector
D	Cable 1 m (3.3 ft.) + REDEL connector for DTI050
H	<b>Calibration certificate</b> Accredited certificate . ISO17025 Standard -45 to 155°C
I	No certificate - Annealed only (Useless without calibration certificate / co-efficients)
<b>STS102A030DH</b>	<b>Sample order number</b> 4 mm STS-102, short 30 mm reference sensor, Cable length 1 m (3.3 ft.) with REDEL connector for DTI050 and accredited calibration certificate.

## STANDARD DELIVERY

- JOFRA STS-102 A sensor
- Sensor delivered in plastic case
- Accredited calibration certificate,  
6 points from -45 to 155°C
- Cable - according to order number
- User manual
- Calibration tube

## JOFRA STS-103



JOFRA has designed a special 3 mm STS reference sensor especially for the ETC-400 R calibrator. The sensor can be used as a reference sensor when a higher accuracy is required or for recalibration of the ETC-400 R. Due to the small immersion depth requirement of the sensor it can be placed under the surface of the target.

Dimensions		
Ref.	mm	inch
A	150	5.91
B	3	0.12

## SPECIFICATIONS STS-103

### Temperature range

All sensors.....-50 to 400°C / -58 to 752°F

### Accuracy

Hysteresis<sup>1)</sup> @ 0°C / 32°F ..... 0.01°C / 0.02°F  
Long term stability<sup>2)</sup> @ 0°C / 32°F ..... typ. 0.014°C / 0.025°F  
Repeatability<sup>1)</sup> ..... 0.005°C / 0.009°F

Note 1: When used in the range -45 to 400°C / -49 to 752°F.

Note 2: When exposed to 400°C / 752°F for 100 h. Stability will depend on actual use of the sensor.

### Sensing element

Type..... Pt100  
Nominal resistance@ 0°C / 32°F ..... 100 Ω  
Length ..... 6 mm / 0.2 in  
Temperature coefficient .....  $\alpha_{100}$  = 0.00385 1/°C

### Minimum immersion depth

STS-103 B (3 mm / 0.12 in): ..... 40 mm / 1.6 in

### Self-heating effect

0.06°C/mW / 0.108°F/mW

### Response time

$\tau_{0.5}$  (50%) ..... 5 seconds  
 $\tau_{0.9}$  (90%) ..... 15 seconds

Liquid in motion  $v=0.4$ m/s.

### Electrical connections

Cable ..... 4 wire + shield  
Connection ..... LEMO goldplated

### Insulation resistance

@ 23°C / 73°F ..... 100 Gohm  
@ 400°C / 752°F ..... 70 Mohm

### Outer tube

Inconel 600

### Operating conditions

(Sensor, connection, and cable) ..... Max. 70°C / 158°F  
Storage temperature ..... -20 to 70°C / -4 to 158°F  
Humidity ..... 0 to 90% RH  
Protection class (connectors) ..... DIN 40050 IP-50

### Shipping dimensions - including carrying case

L x W x H ..... 750 x 140 x 140 mm / 29.5 x 5.5 x 5.5 in

### Shipping weight including packing

STS-103 B ..... 2 kg / 4.4 lb

## ORDERING INFORMATION STS-103 B

Order no.	Description
STS103	Base model number Pt100 reference sensor, -50°C to 400°C
B	Diameter of the sensor Overall diameter 3 mm
150	Shape and length Straight sensor, 150 mm (5.9 in)
A	Cable length and termination Cable 0.5 m (1.6 ft.) + LEMO connector
B	Cable 2 m (6.6 ft.) + LEMO connector
C	Cable 2 m (6.6 ft.) + Banana plug connectors
D	Cable 2 m (6.6 ft.) + REDEL connector for DTI050
H	Calibration certificate Accredited certificate - ISO17025 Standard -45 to 400°C
I	No certificate - Annealed only (Useless without calibration certificate / co-efficients)
STS103B150AH	Sample order number Reference Pt100 150 mm., cable length 0.5 m (1.6 ft.) with LEMO termination and accredited certificate

## STANDARD DELIVERY

- JOFRA STS-103 B sensor
- Sensor delivered in alu case
- Accredited calibration certificate, 6 points from -45 to 400°C
- Cable - according to order number
- User manual

## ACCESSORIES

122801	Cable 0.5 m (1.6 ft.) LEMO to LEMO
65-PT100-LL-CABLE	Cable 2 m (6.6 ft.) + LEMO to LEMO
65-PT100-LB-CABLE	Cable 2 m (6.6 ft.) + LEMO to banana
125522	Cable 2 m (6.6 ft.) with LEMO / Redel for DTI050



### AMETEK Test & Calibration Instruments

A business unit of AMETEK Measurement & Calibration Technologies Division offering the following industry leading brands for test and calibration instrumentation.

### JOFRA Calibration Instruments

#### Temperature Calibrators

Portable dry-block calibrators, precision thermometers and liquid baths. Temperature sensors for industrial and marine use.

#### Pressure Calibrators

Convenient electronic systems ranging from -25 mbar to 1000 bar - fully temperature-compensated for problem-free and accurate field use.

#### Signal Instruments

Process signal measurement and simulation for easy control loop calibration and measurement tasks.

### M&G Dead Weight Testers & Pumps

Pneumatic floating-ball or hydraulic piston dead weight testers with accuracies to 0.015% of reading. Pressure generators delivering up to 1,000 bar.

### Crystal Pressure

Digital pressure gauges and calibrators that are accurate, easy-to-use and reliable. Designed for use in the harshest environments; most products carry an IS, IP67 and DNV rating.

### Lloyd Materials Testing

Materials testing machines and software that guarantees expert materials testing solutions. Also covering Texture Analysers to perform rapid, general food testing and detailed texture analysis on a diverse range of foods and cosmetics.

### Davenport Polymer Test Equipment

Allows measurement and characterization of moisture-sensitive PET polymers and polymer density.

### Chatillon Force Measurement

The hand held force gauges and motorized testers have earned their reputation for quality, reliability and accuracy and they represent the de facto standard for force measurement.

### Newage Hardness Testing

Hardness testers, durometers, optical systems and software for data acquisition and analysis.

**AMETEK®**  
TEST & CALIBRATION INSTRUMENTS

**United Kingdom**  
Tel +44 (0)1243 833 302  
jofra@ametek.co.uk

**France**  
Tel +33 (0)1 30 68 89 40  
general.lloyd-instruments@ametek.fr

**Germany**  
Tel +49 (0)2159 9136 510  
info.mct-de@ametek.de

**Denmark**  
Tel +45 4816 8000  
jofra@ametek.com

**USA**  
Florida  
Tel +1 (800) 527 9999  
cal.info@ametek.com

**California**  
Tel +1 (800) 444 1850  
crystal@ametek.com

**India**  
Tel +91 22 2836 4750  
jofra@ametek.com

**Singapore**  
Tel +65 6484 2388  
jofra@ametek.com

**China**  
Shanghai  
Tel +86 21 5868 5111

**Beijing**  
Tel +86 10 8526 2111  
jofra.sales@ametek.com.cn

[www.ametekcalibration.com](http://www.ametekcalibration.com)