

ELECTRONIC

IZ16E

- MEASURE
- INDICATE
- COMMUNICATE



Battery-powered incremental position indicator

I Z16E Battery-powered incremental position indicator

General: The incremental position indicator IZ16E is the largest design in the series of battery-powered incremental displays. It consists of a indicator and a magnetic sensor which is connected via a drag-chain suitable cable to the indicator. The pluggable sensor cable makes the mounting and an later exchange easy especially if long cable lengths are needed.

Like all indicators of the IZ-Series the IZ16E has extensive programming options (e.g., inch mode with fraction and degree display). Via the interfaces RS232/RS422/RS485/868 MHz the IZ16E can also communicate with a superior controller. IZ16E is also available with a pluggable battery compartment and can be operated with a power supply in this option.

The new Snap-In Mounting allows easy mounting in the defined panel cut out on the front side.

Applications: Manual sleds, guiding and stop systems where no power supply is available.

Features:

- 7 digit LCD Display with sign and special characters
- Battery-status and degree display
- Easy mounting via Snap-In-Housing (compatible to Z16)
- Configurable display-modes: mm / m/ Inch with fraction display
- Adjustable counting direction
- Adjustable decimal point and multiplication factor
- Keylock
- Adjustable reference value
- Switch-over between incremental and absolute measuring
- 3 adjustable tool offsets
- (Optional) 2 external inputs for special characters via RJ45
- (Optional) 2 external outputs via RJ45
- Available interfaces: RS232/RS422/RS485*/868 MHz*

* in preparation

Our different variants:



Fixed sensor cable outlet



Pluggable sensor



Pluggable sensor and interface

Technical specifications:

Display	LCD-display 7 decades for counting (digit height 14 mm) with sign, battery status, dimensions and degree symbol
Units	mm, m, Inch or „°“-symbol
Perspective	12 o'clock
Keyboard	Foil with softkeys
Measured	Linear or rotative
Power supply	Battery (1.5 V / 3 V, 24 V - on request) - integrated or external
Power consumption (with measuring system)	< 1 mA at 1.5 V
Operation temperature	0... + 50 °C
Storage temperature	-20... + 80 °C
Housing	Norm panel housing, plastic, black
Housing dimensions	96 x 72 x 43 mm
Install depth with plug	30 mm (depending on version)
Panel cut out	93 x 67 mm
Protection class	IP54
Magnetic sensor MS20.25	
Sensor cable length	0.1 m... 2.0 m
Resolution	0.1 mm... 0.01 mm
Operation temperature	0... + 50 °C
Storage temperature	-20... + 80 °C
Housing	Zinc die cast
Installation position	User-defined
Min. bend radius	Min. 60 mm
Distance sensor / tape	Max. 1,0 mm (without masking)
Protection class	IP67

Example:

IZ16E - 0 0 0 - 1 - 0 1 . 0 - 0 - X
A A A - B - C C . C - D - E

IZ16ELGO standard with integrated battery compartment, including coverage, with 1 m sensor cable length and a fixed cable outlet.
(Additional options available upon request only).

Your order:

IZ16E - - - . - -

Order reference

For orders, please use the following order code:

IZ16E - - - . - -

A SN-Number

- 000** ELGO Standard
- 100** with interface RS232 (via RJ45)
- 150** with interface RS485 (via RJ45)
- 600** with integrated radio module 868 MHz

B Power supply

- 1** integrated battery compartment with cover (1x TypC / LR14 / Baby)
- 6** Pluggable spring clip (2-Pol. / 1 mm²) for 1.5 V or 3 V

C Sensor cable length (max. 2 m)

D Cable options

- 0** fixed cable outlet
- 1** Circular plug-in connector

E Options

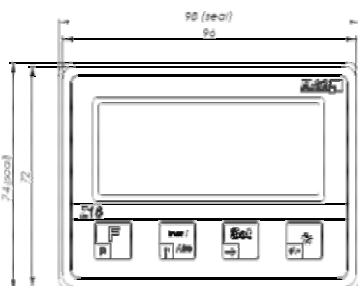
- CAP** integrated voltage stabilizing capacitor for battery exchange without actual value loss
- 24V** for external power supply 10... 30 VDC

Additional options (only on request)

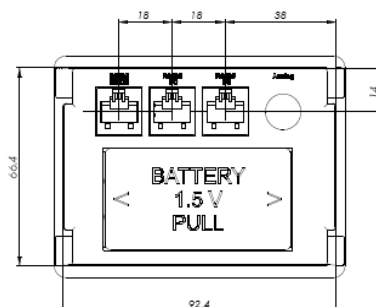
- > 2 external inputs 5... 30V via RJ45
- > 2 Transistor outputs (open collector / max. 30 VDC / max. 30 mA) via RJ45
- > Supply and Interface (RS232/485) via single cable with RJ45 plug

Dimensions:

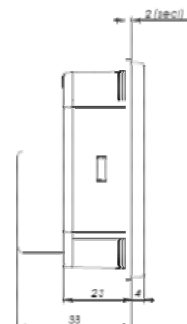
Front view



Back view



Side view



Accessories:

MS20.25	Magnetic sensor for IZ16E
Battery case 1xC Mounting (710000131) or 1xC Open (710000132)	Battery case with battery holder, battery and cable lug Battery holder, battery and cable lug
MB20-25-10-1-R	Magnetic tape for IZ16E
Magnetic tape end cap 10 mm - Set	2 end caps (10 mm) and 2 M3 screws; additional fixation in the radial and linear area, as well as a protection of the magnetic tape ends. <u>Order No. 731031002</u>
Magnetic tape end cap 10 mm	1 end cap (10 mm) <u>Order No. 731031000</u>
SB-20-10-01-14404 (AB10)	Cover band, width 10 mm, single-sided with double-sided adhesive tape
FW-2060	Carriages for sensor
FS-XXXX	Aluminum profile rail with 2 slots for fixation of a 10 mm and 20 mm wide magnetic tape. Without tape! (XXXX= length in mm)



