[made in germany]

product catalogue

[Edition in English]

DREMEC®

Befestigungselemente GmbH

welcome

[to Dremec Befestigungselemente]

About us

Giving mechanical components optimum strength and stability is DREMEC's main operational objective.

As an established manufacturer of spacer bolts and sleeves from metals, plastics and metal / plastic combinations, our business partners from a wide range of industrial branches rightfully expect more than just economical and punctual production of fastening elements from us. Our know-how is particularly sought after where the solution of tricky fastening problems requires individual solutions and where fasteners have to meet highest quality standards.

Our search for efficient fastening solutions is backed by our experience gained in many lines of industry, these encompassing mining, medical engineering, automotive, mechanical engineering and aircraft construction, through to space applications in satellite technology. The majority of turned parts range from small fastening elements through to components having a length of several decimeters.

Innovative in product development, constructive in customer relations!
Dependability and meeting delivery schedules paired with excellent quality are values that have been highly appreciated by DREMEC customers for many years. To us our small customers and their problems are just as important as our large customers when it comes to attention and commitment, irrespective of their order sizes, which can range from several hundred parts to annual requirements of millions of fastening elements.

Customisations

Spacer bolts from our catalogue range cannot always be used for assembly purposes.
The application of the components and the structural design of units and systems often requires customised assembly solutions, which can be achieved by the use of custom-made spacer bolts.

On the basis of customer drawings or a detailed component description, we are pleased to assist in solving a fastening problem and to submit a respective quotation. Our extensive production machinery allows the manufacture of highly complex components in the most varied dimensions.

The spacer bolts from our standard range are available in intermediate lengths and also, depending on customer request, with modified dimensions at the internal and external thread. Our production methods include knurling, slotting, cross tapping and drilling and many more. For production examples, please refer to catalogue pages 32 and 33.

In addition to the conventional surfaces finishes, such as zinc and nickel plating, we also offer special finishes. For a selection, please refer to page 34.

There is neither a minimum nor a maximum quantity limit per order.

Please note this sign in the catalogue. Products shown on the identified pages can also be modified to meet special requirements.

Information 24/7

1. Portal login

You can obtain your personal access data from our sales staff. Without this authorisation, you can only obtain simple inventory information.

2. Home

Once successfully logged in, you are on your personal start page. From here, you can directly invoke the desired information. Upon request of our customers, a quicklink is integrated at this point to obtain inventory information. The current availability is instantly shown when entering our article number and the desired quantity. You have access to the current inventory as well as to production planning. You can order for a desired delivery date by a mouse click. Orders received by 11 a.m. can be shipped the same day.

3. Inventory information

Here setting of a few desired properties is sufficient to find several possible articles including their related inventory information.

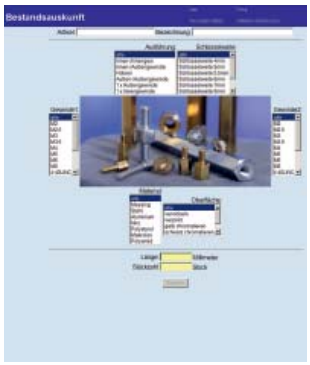

4. Inquiry

Analog to the inventory information, you can describe a special component here and request a quotation by mouse click.

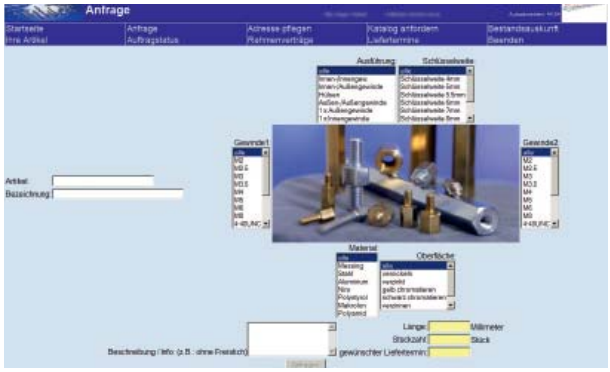

5. Your articles

You have access to our article/customer master data. All articles with special prices, graduated prices as well as with customer article numbers and customer article designations already entered are listed here. You have to option to filter or search for your designations/numbers. If existing, you have access to drawings and can also directly go to the inventory information/order for the individual article.

If our article number/designation is also entered, you have the possibility to simply enter your data by a mouse click.

6. Framework contracts

A well arranged list of all framework contracts including those already fulfilled, can be invoked here.

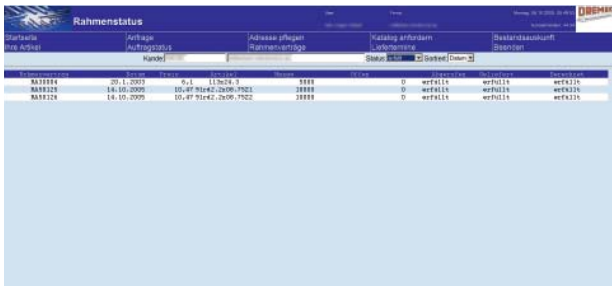

7. Delivery dates

View of all planned shipments. You have access to each planned delivery note position. All positions readily available are displayed with a green background. Please request immediate shipment by mouse click. If available, your article numbers/designations appear here. You are given the possibility to filter your inputs should the list become too long and, as a result, too complex.

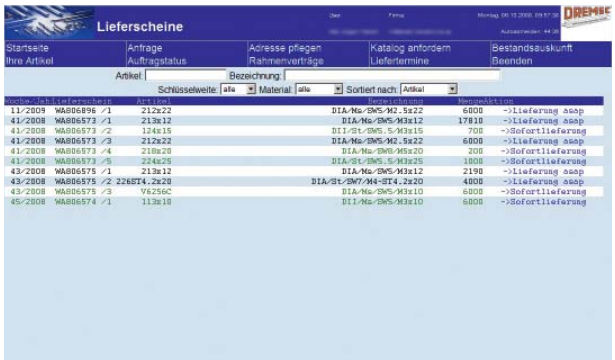

8. Order status

DREMEC order tracing. As is done with most parcel services, you can trace the current status of your order through to its handing over to the parcel service or transportation company.

spacer bolt

[Brass, metric thread]

Standard range – spacer bolts [Brass, nickel plated]

EXECUTION DII [Internal / internal thread]

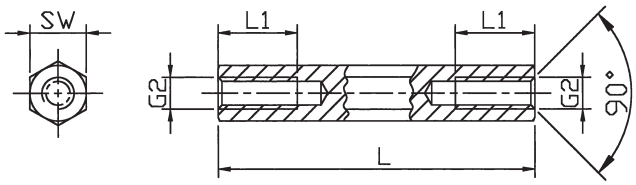

Thread lengths [mm]

L	L1 at M2.5 to M6	L1 at M2
5	5	5
6	6	6
8	8	8
10	10	10
12	12	6
15	15	6
18	9	6
from 20	10	6

Order No.	Execution	Material	SW* (hexagon)	Thread	Standard lengths in mm
111 x (length)	DII	Brass	SW4	M2	5, 6, 8, 10, 12, 15, 18, 20, 25, 30, 35, 40, 45, 50
1112 x	DII	Brass	SW4	M2.5	5, 6, 8, 10, 12, 15, 18, 20, 25, 30, 35, 40, 45, 50
112 x	DII	Brass	SW5	M2.5	5, 6, 8, 10, 12, 15, 18, 20, 25, 30, 35, 40, 45, 50, 55, 60
113 x	DII	Brass	SW5	M3	5, 6, 8, 10, 12, 15, 18, 20, 25, 30, 35, 40, 45, 50, 55, 60
114 x	DII	Brass	SW5.5	M3	5, 6, 8, 10, 12, 15, 18, 20, 25, 30, 35, 40, 45, 50, 55, 60, 65, 70
116 x	DII	Brass	SW7	M4	5, 6, 8, 10, 12, 15, 18, 20, 25, 30, 35, 40, 45, 50, 55, 60, 65, 70, 75, 80, 85, 90, 95, 100
118 x	DII	Brass	SW8	M5	8, 10, 12, 15, 18, 20, 25, 30, 35, 40, 45, 50, 55, 60, 65, 70, 75, 80, 85, 90, 95, 100
119 x	DII	Brass	SW10	M6	10, 12, 15, 18, 20, 25, 30, 35, 40, 45, 50, 55, 60, 65, 70, 75, 80, 85, 90, 95, 100

***SW:** width across flats

Ordering example: 111 x 10 = DII / Ms / SW4 / M2 x 10

Hotline: 0700-Dremec DE (0700-37 363 233) | Telefon +49 (0)57 31 - 15 30 00 | Fax +49 (0)57 31 - 15 33 00 30

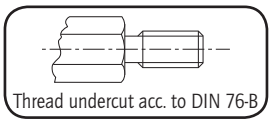

RoHS konform

DREMEC® Befestigungselemente GmbH

- Material acc. to DIN 17660: Cu Zn 39 Pb 3
- Min. tensile strength: 430 N/mm²
- Surface finish acc. to DIN 267: nickel plated (G 3 E)
- Material number: 2.0401
- Tolerance for length dimensions: +/- 0.1 mm
- All articles are also available without undercut.

– Available from stock. Delivery times for intermediate lengths and special versions upon request.

Standard range – spacer bolts [Brass, nickel plated]

EXECUTION DIA [Internal / external thread]

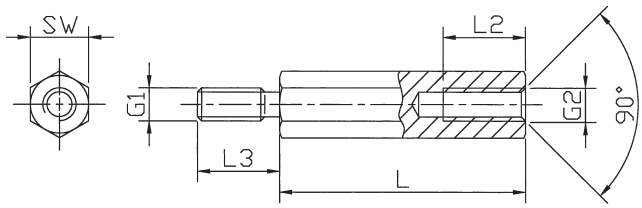

Internal thread lengths [mm]

L	L2 at M2.5 to M5	L2 at M2	L2 at M6
5	3	3	
6	4	4	
8	5	5	
10	6	6	6
12	7	6	7
15	10	6	10
18	10	6	10
from 20	10	6	12

External thread lengths [mm]

G1=G2	L3
M2	5
M2,5	6
M3	6+8
M4	8
M5	8
M6	10

Order No.	Execution	Material	SW* (hexagon)	Thread	Standard lengths in mm
211 x (length)	DIA	Brass	SW4	M2	5, 6, 8, 10, 12, 15, 18, 20, 25, 30, 35, 40, 45, 50
2112 x	DIA	Brass	SW4	M2.5	5, 6, 8, 10, 12, 15, 18, 20, 25, 30, 35, 40, 45, 50
212 x	DIA	Brass	SW5	M2.5	5, 6, 8, 10, 12, 15, 18, 20, 25, 30, 35, 40, 45, 50, 55, 60
213 x	DIA	Brass	SW5	M3	5, 6, 8, 10, 12, 15, 18, 20, 25, 30, 35, 40, 45, 50, 55, 60
214 x	DIA	Brass	SW5.5	M3	5, 6, 8, 10, 12, 15, 18, 20, 25, 30, 35, 40, 45, 50, 55, 60, 65, 70
216 x	DIA	Brass	SW7	M4	5, 6, 8, 10, 12, 15, 18, 20, 25, 30, 35, 40, 45, 50, 55, 60, 65, 70, 75, 80, 85, 90, 95, 100
218 x	DIA	Brass	SW8	M5	8, 10, 12, 15, 18, 20, 25, 30, 35, 40, 45, 50, 55, 60, 65, 70, 75, 80, 85, 90, 95, 100
219 x	DIA	Brass	SW10	M6	10, 12, 15, 18, 20, 25, 30, 35, 40, 45, 50, 55, 60, 65, 70, 75, 80, 85, 90, 95, 100

***SW:** width across flats
Ordering example: 211 x 10 = DIA / Ms / SW4 / M2 x 10
Articles 213 and 214 also come in an ext. thread length of 6 mm. In this case the article number has the suffix „K"
Example: 213 x 10K = DIA / Ms / SW5 / M3 x 10 (6)

spacer bolt

[Steel, metric thread]

Standard range – spacer bolts [Zinc, plated]

EXECUTION DII [Internal / internal thread]

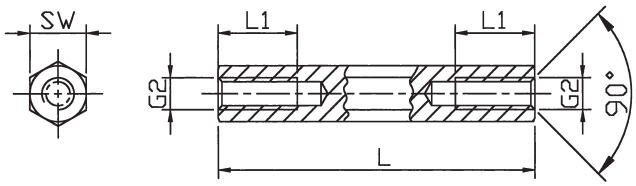

Internal thread lengths [mm]

L	L1 at M2.5 to M5	L1 at M2	L1 at M6	L1 at M8
5	5	5	5	
8	8	8	8	
10	10	10	10	
12	12	6	12	
15	15	6	15	15
18	9	6	9	
20	10	6	10	20
from 30	10	6	12	14

Order No.	Execution	Material	SW* (hexagon)	Thread	Standard lengths in mm
121 x (length)	DII	Steel	SW4	M2	5, 8, 10, 12, 15, 18, 20, 25, 30, 35, 40
1212 x	DII	Steel	SW4	M2.5	5, 8, 10, 12, 15, 18, 20, 25, 30, 35, 40
123 x	DII	Steel	SW5	M3	5, 8, 10, 12, 15, 18, 20, 25, 30, 35, 40, 45, 50
124 x	DII	Steel	SW5.5	M3	5, 8, 10, 12, 15, 18, 20, 25, 30, 35, 40, 45, 50, 55, 60, 65, 70
125 x	DII	Steel	SW6	M3	5, 8, 10, 12, 15, 18, 20, 25, 30, 35, 40, 45, 50, 55, 60, 65, 70, 75, 80, 85, 90, 95, 100
126 x	DII	Steel	SW7	M4	5, 8, 10, 12, 15, 18, 20, 25, 30, 35, 40, 45, 50, 55, 60, 65, 70, 75, 80, 85, 90, 95, 100
127 x	DII	Steel	SW8	M4	5, 8, 10, 12, 15, 18, 20, 25, 30, 35, 40, 45, 50, 55, 60, 65, 70, 75, 80, 85, 90, 95, 100
128 x	DII	Steel	SW8	M5	8, 10, 12, 15, 18, 20, 25, 30, 35, 40, 45, 50, 55, 60, 65, 70, 75, 80, 85, 90, 95, 100
129 x	DII	Steel	SW10	M6	10, 12, 15, 18, 20, 25, 30, 35, 40, 45, 50, 55, 60, 65, 70, 75, 80, 85, 90, 95, 100
1213 x	DII	Steel	SW13	M8	15, 20, 25, 30, 35, 40, 45, 50, 55, 60, 65, 70, 75, 80, 85, 90, 95, 100

***SW:** width across flats

Ordering example: 129 x 50 = DII / St / SW10 / M6 x 50

Hotline: 0700-Dremec DE (0700-37 363 233) | Telefon +49 (0)57 31 . 15 30 00 | Fax +49 (0)57 31 . 15 33 00 30

- Material acc. to DIN 176: 11 SMn Pb30
- Minimum tensile strength: 500 N/mm²
- Surface finish acc. to DIN 267: galvanised (A3 F)
- Material number: 1.0718
- Tolerance for length dimensions +/- 0.1 mm (DIN 2768-m applies to SW13)
- All articles are also available without undercut.

– Available from stock. Delivery times for intermediate lengths and special versions upon request.

Standard range – spacer bolts [Zinc, plated]

EXECUTION DIA [Internal / external thread]

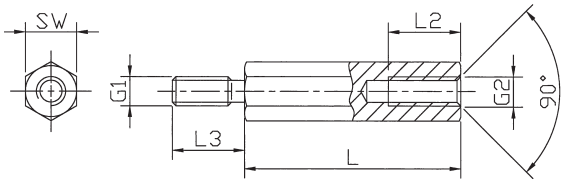

Internal thread lengths [mm]

L	L2 at M2.5–M5	L2 at M2	L2 at M6	L2 at M8
5	3	3		
8	5	5		
10	6	6	6	
12	7	6	7	
15	10	6	10	10
18	10	6	10	
from 20	10	6	12	14

External thread lengths [mm]

G1=G2	L3
M2	5
M2,5	6
M3	6
M4	8
M5	8
M6	10
M8	14

Order No.	Execution	Material	SW* (hexagon)	Thread	Standard lengths in mm
221 x (length)	DIA	Steel	SW4	M2	5, 8, 10, 12, 15, 18, 20, 25, 30, 35, 40
2212 x	DIA	Steel	SW4	M2.5	5, 8, 10, 12, 15, 18, 20, 25, 30, 35, 40
223 x	DIA	Steel	SW5	M3	5, 8, 10, 12, 15, 18, 20, 25, 30, 35, 40, 45, 50
224 x	DIA	Steel	SW5.5	M3	5, 8, 10, 12, 15, 18, 20, 25, 30, 35, 40, 45, 50, 55, 60, 65, 70
225 x	DIA	Steel	SW6	M3	5, 8, 10, 12, 15, 18, 20, 25, 30, 35, 40, 45, 50, 55, 60, 65, 70, 75, 80, 85, 90, 95, 100
226 x	DIA	Steel	SW7	M4	5, 8, 10, 12, 15, 18, 20, 25, 30, 35, 40, 45, 50, 55, 60, 65, 70, 75, 80, 85, 90, 95, 100
227 x	DIA	Steel	SW8	M4	5, 8, 10, 12, 15, 18, 20, 25, 30, 35, 40, 45, 50, 55, 60, 65, 70, 75, 80, 85, 90, 95, 100
228 x	DIA	Steel	SW8	M5	8, 10, 12, 15, 18, 20, 25, 30, 35, 40, 45, 50, 55, 60, 65, 70, 75, 80, 85, 90, 95, 100
229 x	DIA	Steel	SW10	M6	10, 12, 15, 18, 20, 25, 30, 35, 40, 45, 50, 55, 60, 65, 70, 75, 80, 85, 90, 95, 100
2213 x	DIA	Steel	SW13	M8	15, 20, 25, 30, 35, 40, 45, 50, 55, 60, 65, 70, 75, 80, 85, 90, 95, 100

***SW:** width across flats

Ordering example: 229 x 50 = DIA / St / SW10 / M6 x 50

spacer bolt

[Stainless steel, metric thread]

Standard range – spacer bolts [Stainless steel]

EXECUTION DII [Internal / internal thread]

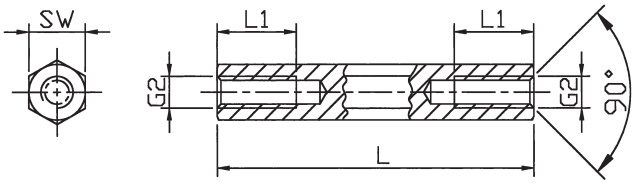

Internal thread lengths [L1 in mm]

L	M3	M4	M5	M6	M8
5	5	5			
8	8	8	8		
10	10	10	10	10	
12	12	12	12	12	
15	7	15	15	15	15
18	7	9	9	9	18
20	7	9	10	10	20
25	7	9	10	12	12
from 30	7	9	10	12	14

Order No.	Execution	Material	SW* (hexagon)	Thread	Standard lengths in mm
144 x (length)	DII	1.4305	SW5.5	M3	5, 8, 10, 12, 15, 18, 20, 25, 30, 35, 40, 45, 50, 55, 60, 65, 70
146 x	DII	1.4305	SW7	M4	5, 8, 10, 12, 15, 18, 20, 25, 30, 35, 40, 45, 50, 55, 60, 65, 70, 75, 80, 85, 90, 95, 100
148 x	DII	1.4305	SW8	M5	8, 10, 12, 15, 18, 20, 25, 30, 35, 40, 45, 50, 55, 60, 65, 70, 75, 80, 85, 90, 95, 100
149 x	DII	1.4305	SW10	M6	10, 12, 15, 18, 20, 25, 30, 35, 40, 45, 50, 55, 60, 65, 70, 75, 80, 85, 90, 95, 100
1413 x	DII	1.4305	SW13	M8	15, 20, 25, 30, 35, 40, 45, 50, 60, 70, 80, 90, 100

***SW:** width across flats
Ordering example: 146 x 50 = DII / 1.4305 / SW 7 / M 4 x 50

Hotline: 0700-Dremec DE (0700-37 363 233) | Telefon +49 (0)57 31 . 15 30 00 | Fax +49 (0)57 31 . 15 33 00 30

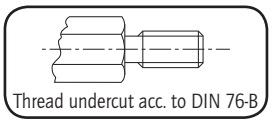

RoHS konform

DREMEC® Befestigungselemente GmbH

- Material acc. to EN DIN 10088: X8CrNiS18-9
- Minimum tensile strength: 750 N/mm²
- Material number: 1.4305
- Tolerance for length dimensions +/- 0.1 mm (DIN 2768-m applies to SW13)
- All articles are also available without undercut.

– Available from stock. Delivery times for intermediate lengths and special versions upon request.

Standard range – spacer bolts [Stainless steel]

EXECUTION DIA [Internal / external thread]

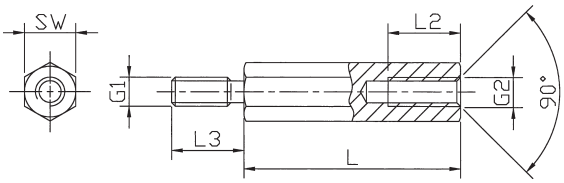

Internal thread lengths [L2 in mm]

L	M3	M4	M5	M6	M8
5	2,5				
8	5	5			
10	6	6	6	5	
12	7	8	8	7	
15	7	9	10	10	10
18	7	9	10	12	12
from 20	7	9	10	12	14

External thread lengths [L3 in mm]

G1=G2	L3
M3	6
M4	8
M5	8
M6	10
M8	14

Order No.	Execution	Material	SW* (hexagon)	Thread	Standard lengths in mm
244 x (length)	DIA	1.4305	SW5.5	M3	5, 8, 10, 12, 15, 18, 20, 25, 30, 35, 40, 45, 50, 55, 60, 65, 70
246 x	DIA	1.4305	SW7	M4	8, 10, 12, 15, 18, 20, 25, 30, 35, 40, 45, 50, 55, 60, 65, 70, 75, 80, 85, 90, 95, 100
248 x	DIA	1.4305	SW8	M5	10, 12, 15, 18, 20, 25, 30, 35, 40, 45, 50, 55, 60, 65, 70, 75, 80, 85, 90, 95, 100
249 x	DIA	1.4305	SW10	M6	10, 12, 15, 18, 20, 25, 30, 35, 40, 45, 50, 55, 60, 65, 70, 75, 80, 85, 90, 95, 100
2413 x	DIA	1.4305	SW13	M8	15, 20, 25, 30, 35, 40, 45, 50, 60, 70, 80, 90, 100

***SW:** width across flats
Ordering example: 246 x 50 = DIA / 1.4305 / SW 7 / M 4 x 50

spacer bolt

[Aluminium, metric thread]

Standard range – spacer bolts [Aluminium]

EXECUTION DII [Internal / internal thread]

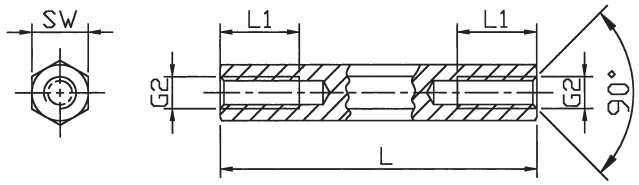

Internal thread lengths [L1 in mm]

L	M3	M4	M5	M6	M8
5	5	5			
8	8	8	8		
10	10	10	10	10	
12	12	12	12	12	
15	7	15	15	15	15
18	7	9	9	9	18
20	7	9	10	10	20
25	7	9	10	12	12
from 30	7	9	10	12	14

Order No.	Execution	Material	SW* (hexagon)	Thread	Standard lengths in mm
135 x (length)	DII	Alu	SW6	M3	5, 8, 10, 12, 15, 18, 20, 25, 30, 35, 40, 45, 50, 55, 60, 65, 70
136 x	DII	Alu	SW7	M4	5, 8, 10, 12, 15, 18, 20, 25, 30, 35, 40, 45, 50, 55, 60, 65, 70, 75, 80, 85, 90, 95, 100
138 x	DII	Alu	SW8	M5	8, 10, 12, 15, 18, 20, 25, 30, 35, 40, 45, 50, 55, 60, 65, 70, 75, 80, 85, 90, 95, 100
139 x	DII	Alu	SW10	M6	10, 12, 15, 18, 20, 25, 30, 35, 40, 45, 50, 55, 60, 65, 70, 75, 80, 85, 90, 95, 100
1313 x	DII	Alu	SW13	M8	15, 20, 25, 30, 35, 40, 45, 50, 60, 70, 80, 90, 100

***SW:** width across flats
Ordering example: 136 x 50 = DII / Alu / SW 7 / M 4 x 50

Hotline: 0700-Dremec DE (0700-37 363 233) | Telefon +49 (0)57 31 . 15 30 00 | Fax +49 (0)57 31 . 15 33 00 30

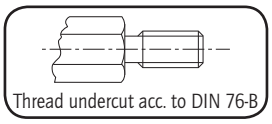

RoHS konform

DREMEC® Befestigungselemente GmbH

- Material acc. to EN AW 2011: AlCuBiPb
- Minimum tensile strength: 310 N/mm²
- Material number: 3.1655
- Tolerance for length dimensions +/- 0.1 mm (DIN 2768-m applies to SW13)

- **Available from stock. Delivery times for intermediate lengths and special versions upon request.**

Standard range – spacer bolts [Aluminium]

EXECUTION DIA [Internal / external thread]

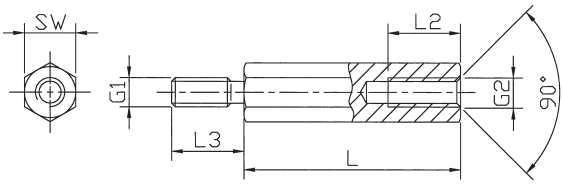

Internal thread lengths [L2 in mm]

L	M3	M4	M5	M6	M8
5	2.5				
8	5	5			
10	6	6	6	5	
12	7	8	8	7	
15	7	9	10	10	10
18	7	9	10	12	12
from 20	7	9	10	12	14

External thread lengths [L3 in mm]

G1=G2	L3
M3	6
M4	8
M5	8
M6	10
M8	14

Order No.	Execution	Material	SW* (hexagon)	Thread	Standard lengths in mm
235 x (length)	DIA	Alu	SW6	M3	5, 8, 10, 12, 15, 18, 20, 25, 30, 35, 40, 45, 50, 55, 60, 65, 70
236 x	DIA	Alu	SW7	M4	8, 10, 12, 15, 18, 20, 25, 30, 35, 40, 45, 50, 55, 60, 65, 70, 75, 80, 85, 90, 95, 100
238 x	DIA	Alu	SW8	M5	10, 12, 15, 18, 20, 25, 30, 35, 40, 45, 50, 55, 60, 65, 70, 75, 80, 85, 90, 95, 100
239 x	DIA	Alu	SW10	M6	10, 12, 15, 18, 20, 25, 30, 35, 40, 45, 50, 55, 60, 65, 70, 75, 80, 85, 90, 95, 100
2313 x	DIA	Alu	SW13	M8	15, 20, 25, 30, 35, 40, 45, 50, 60, 70, 80, 90, 100

***SW:** width across flats
Ordering example: 236 x 50 = DIA / Alu / SW 7 / M4 x 50

spacer bolt

[Polyamide, metric thread]

Standard range – spacer bolts [Plastic (Polyamide), hexagon, black]

EXECUTION DII [Internal / internal thread]

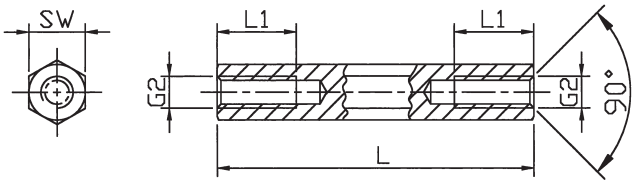

Thread lengths [mm]
Material: Polyamide 6.0 GV*, black

Thread G2	L (mm)	L1 (mm)
M2/M2.5	to 14	Dead-end thread
	15–20	half length
	from 21	10
M3	to 15	Dead-end thread
	16–20	half length
	from 21	10
M4/M5/M6	to 20	Dead-end thread
	from 21	10

Order No.	Execution	Material	SW* (hexagon)	Thread	Standard lengths in mm increments
181 x (length)	DII	Polyamide GV*	SW5	M2	from 5 mm to 45 mm
182 x	DII	Polyamide GV*	SW5	M2.5	from 4 mm to 55 mm
185 x	DII	Polyamide GV*	SW6	M3	from 5 mm to 65 mm
187 x	DII	Polyamide GV*	SW8	M4	from 5 mm to 68 mm
188 x	DII	Polyamide GV*	SW10	M5	from 5 mm to 65 mm
189 x	DII	Polyamide GV*	SW10	M6	from 4 mm to 65 mm

***SW:** width across flats
***GV:** Glass fibre reinforced

Hotline: 0700-Dremec DE (0700-37 363 233) | Telefon +49 (0)57 31 . 15 30 00 | Fax +49 (0)57 31 . 15 33 00 30

RoHS konform

- Temperature resistance: up to approx. 110°
- Contact resistance DIN 53 482: >10^{12} Ohm/cm
- Dielectric strength DIN 54 481: 40 kV/mm
- Tolerance for length dimensions: +/- 0.1 mm

- Available from stock. Delivery times for intermediate lengths and special versions upon request.

Standard range – spacer bolts [Plastic (Polyamide), hexagon, black]

EXECUTION DIA [Internal / external thread]

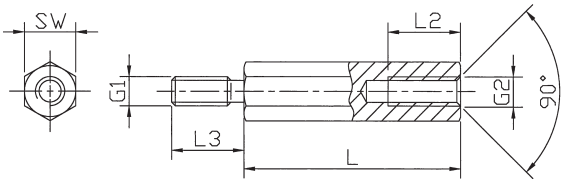

Internal thread lengths [mm]
Material: Polyamide 6.6, black

L (mm)	l2 (mm)
5	3.0
from 6	4.0
from 8	6.0
from 10	8.0
from 12	10.0

External thread lengths [mm]

G1=G2	L3
M 2.5	8
M 3	8
M 4	8
M 5	8
M 6	10

Order No.	Execution	Material	SW* (hexagon)	Thread	Standard lengths in mm increments
282 x (length)	DIA	Polyamide	SW5	M2.5	from 5 mm to 45 mm
285 x	DIA	Polyamide	SW6	M3	from 5 mm to 60 mm
287 x	DIA	Polyamide	SW8	M4	from 5 mm to 60 mm
288 x	DIA	Polyamide	SW10	M5	from 8 mm to 65 mm
289 x	DIA	Polyamide	SW10	M6	from 8 mm to 60 mm

***SW:** width across flats
Ordering example: 282 x 15 = DIA / Polyamide / SW 5 / M 2.5 x 15

spacer bolt

[Polyamide, metric thread]

Standard range – spacer bolts [Plastic (Polyamide), round, black]

EXECUTION DII [Internal / internal thread]

Order No.	Execution	Material	Diameter (mm)	Thread	Standard lengths in mm increments
181 rd x length	DII	Polyamide GV*	4	M2	from 5 mm to 45 mm
182 rd x	DII	Polyamide GV*	5	M2.5	from 4 mm to 55 mm
185 rd x	DII	Polyamide GV*	6	M3	from 5 mm to 60 mm
187 rd x	DII	Polyamide GV*	8	M4	from 5 mm to 65 mm

EXECUTION DIA [Internal / external thread]

Order No.	Execution	Material	Diameter (mm)	Thread	Standard lengths in mm increments
285 rd x length	DIA	Polyamide	6	M3	from 5 mm to 60 mm
287 rd x	DIA	Polyamide	8	M4	from 5 mm to 60 mm

Ordering example: 185rd x 30 = DII / rd6 / Polyamide GV* / M3 / x 30
Thread lengths: see hexagonal spacer bolts
***GV:** Glass fibre reinforced

Hotline: 0700-Dremec DE (0700-37 363 233) | Telefon +49 (0)57 31 . 15 30 00 | Fax +49 (0)57 31 . 15 33 00 30

RoHS konform

- Temperature resistance: up to approx. 110°
- Contact resistance DIN 53 482: >10^{12} Ohm/cm
- Dielectric strength DIN 54 481: 40 kV/mm
- Tolerance for length dimensions: +/- 0.1 mm

– Available from stock. Delivery times for intermediate lengths and special versions upon request.

Standard range – spacer bolts [Plastic (Polyamide), hexagon, black]

EXECUTION DAA [External / external thread]

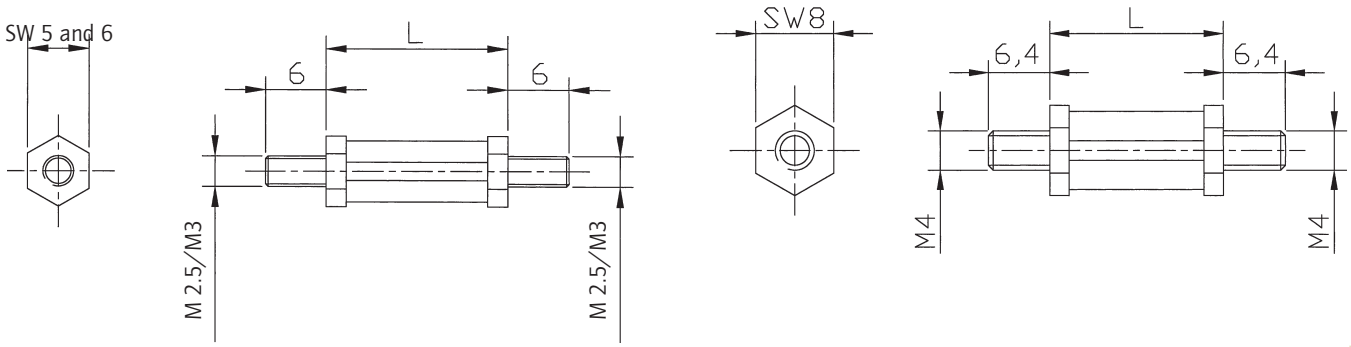

Order No.	Execution	Material	SW* (hexagon)	Thread	Standard lengths in mm increments
482 x length	DAA	Polyamide	SW5	M2.5	from 3 mm to 65 mm
485 x	DAA	Polyamide	SW6	M3	from 5 mm to 65 mm
487 x	DAA	Polyamide	SW8	M4	from 5 mm to 65 mm

***SW:** width across flats

spacer bolt

[Polyamide with brass thread]

Standard range – spacer bolts

[Plastic (Polyamide), hexagon with brass thread]

EXECUTION DII [Internal / internal thread]

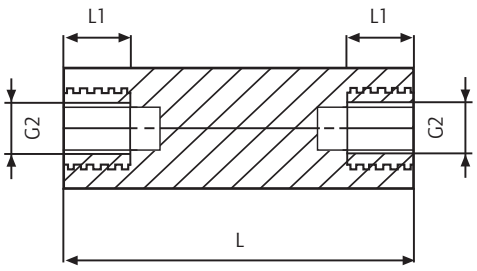

Order No.	SW* (hexagon)	Thread	Lengths (L) in mm increments
1182 x (length)	SW6	M2.5	15–65
1183 x	SW6	M3	15–65
1186 x	SW8	M4	15–65
1188 x	SW10	M5	15–70

EXECUTION DIA [Internal / external thread]

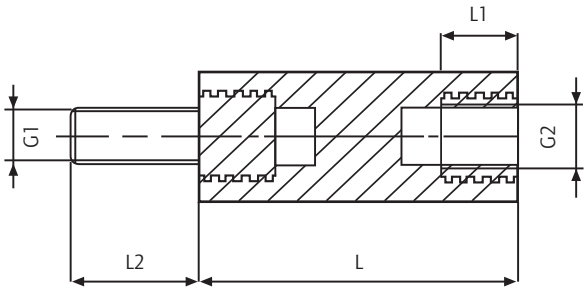

Order No.	SW* (hexagon)	Thread	Lengths (L) in mm increments
2182 x (length)	SW6	M2.5	15–65
2183 x	SW6	M3	15–65
2186 x	SW8	M4	15–65
2188 x	SW10	M5	15–70

***SW:** width across flats

Ordering example: 2188 x 45 = DIA / MS Polyamide / SW10 / M5 x 45

Hotline: 0700-Dremec DE (0700-37 363 233) | Telefon +49 (0)57 31 . 15 30 00 | Fax +49 (0)57 31 . 15 33 00 30

- Body material: Polyamide 6.6 white
- Thread inserts: Nickel-plated brass
- Temperature resistance: up to 110°C
- Fire class: UL 94-V2
- Contact resistance: 10^{12} Ohm/cm
- Dielectric strength: 50kV/mm
- Tolerance for length dimensions: +/- 0.1 mm

- **Available from stock. Delivery times for intermediate lengths and special versions upon request.**

- **Note:** The pull-out strength and torques may vary depending on application and ambient influences (e.g. temperature, air humidity, etc.). For critical applications please carry out trials. DREMEC GmbH does not assume any liability for the specified strength values.

EXECUTION DAA [External / external thread]

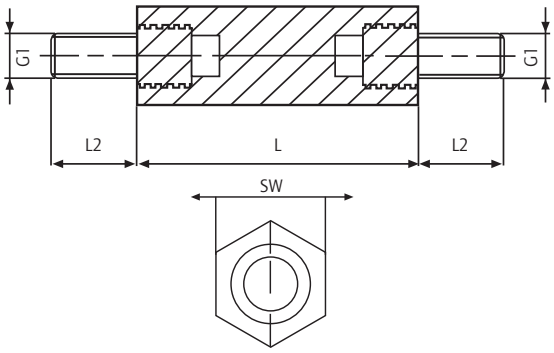

Order No.	SW* (hexagon)	Thread	Lengths (L) in mm increments
4182 x (length)	SW6	M2.5	15–65
4183 x	SW6	M3	15–65
4186 x	SW8	M4	15–65
4188 x	SW10	M5	15–70

Strength/resistance values

Thread lengths [mm]

G1=G2	L1	L2
M2.5	6	6
M3	6	6
M4	6	8
M5	6	10

Torques [Nm]

SW6	M2.5	1.3
SW6	M3	1.3
SW8	M4	3.0
SW10	M5	4.5

Pull-out torques [N]

SW6	M2.5	300
SW6	M3	300
SW8	M4	600
SW10	M5	800

spacer bolt

[Polyamide with brass thread]

RoHS konform

Standard range – spacer bolts

[Plastic (Polyamide), hexagon with brass thread]

EXECUTION DII [Internal / internal thread]

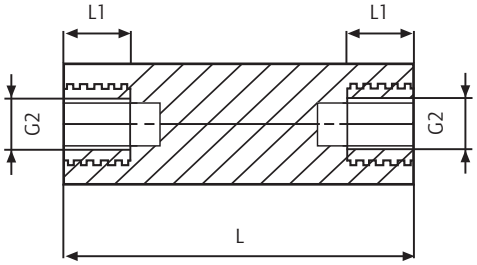

Order No.	SW* (hexagon)	Thread	Lengths (L) in mm increments
118139 x (length)	SW13	M6	25–100
1181510 x	SW15	M8	25–100

EXECUTION DIA [Internal / external thread]

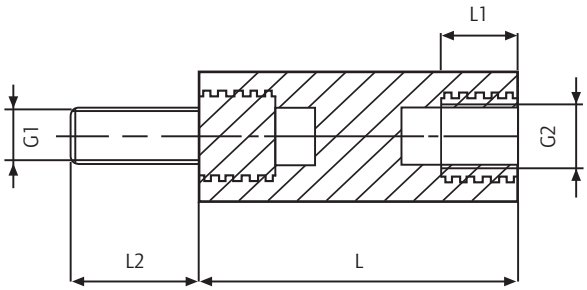

Order No.	SW* (hexagon)	Thread	Lengths (L) in mm increments
218139 x (length)	SW13	M6	25–100
2181510 x	SW15	M8	25–100

***SW:** width across flats

Hotline: 0700-Dremec DE (0700-37 363 233) | Telefon +49 (0)57 31 . 15 30 00 | Fax +49 (0)57 31 . 15 33 00 30



- Body material: Polyamide 6.6 natural
- Thread inserts: Bare brass
- Temperature resistance: up to 110°C
- Fire class: UL 94-V2
- Contact resistance: 10^{12} Ohm/cm
- Dielectric strength: 50kV/mm
- Tolerance for length dimensions: +/- 0.2 mm

– Available from stock. Delivery times for intermediate lengths and special versions upon request.

– **Note:** The pull-out strength and torques may vary depending on application and ambient influences (e.g. temperature, air humidity, etc.).
For critical applications please carry out trials.
DREMEC GmbH does not assume any liability for the specified strength values.

EXECUTION DAA [External / external thread]

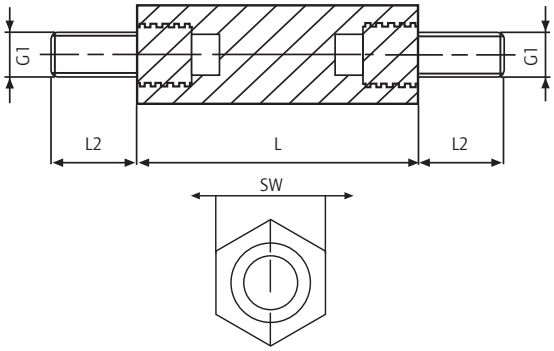

Order No.	SW* (hexagon)	Thread	Lengths (L) in mm increments
418139 x (length)	SW13	M6	25–100
4181510 x	SW15	M8	25–100

Strength/resistance values

Thread lengths [mm]

G1=G2	L1	L2
M6	11	12
M8	11	14

Torques [Nm]

SW13	M6	12.0
SW15	M8	18.0

Pull-out torques [N]

SW13	M6	1000
SW15	M8	1600

spacer bolt

[Polystyrene, with steel thread]

Standard range – spacer bolts [Polystyrene round and hexagon, with steel thread]

ROUND SHAPE: EXECUTION DIA [Internal / external thread]

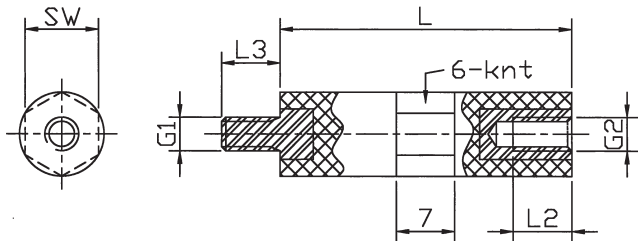

HEXAGON SHAPE: EXECUTION DIA [Internal / external thread]

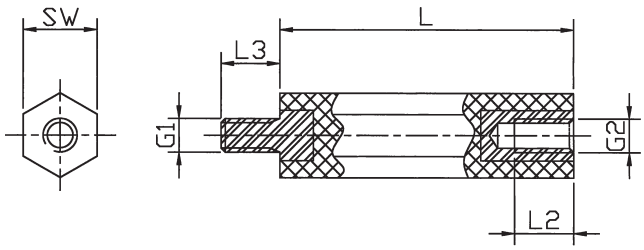

EXECUTION DIA [Internal / external thread]

Order No.	Execution	Shape	Body/thread material	Ø	SW* (hexagon)	Thread	Standard lengths in mm
25M3 x (length)	DIA	round	Polystyrene / steel	7	SW6	M3	15, 20, 25, 30, 40, 45, 55
25M4 x	DIA	round	Polystyrene / steel	10	SW9	M4	10, 15, 20, 25, 30, 35, 40, 45, 50, 55, 60, 90*
25M5 x	DIA	hexagon	Polystyrene / steel		SW13	M5	15, 20, 30, 45, 55, 70, 85, 120*
25M6 x	DIA	hexagon	Polystyrene / steel		SW13	M6	15, 20, 30, 45, 70, 120*

***SW:** width across flats
*Intermediate lengths available
Ordering example: 25M3 x 25 = DIA / Polyst. St. / SW6 / M3 x 25

- Body material: Polystyrene, grey (other colours on request)
- Thread insert material: Galvanised steel
- Temperature resistance: up to approx. 90°C
- Fire class: UL 94-V2
- Contact resistance DIN 53482: >10^{16} Ohm/cm
- Dielectric strength: min. 5000 V between thread inserts
- Tolerance for length dimensions: +/- 0.5 mm

– Available from stock. Delivery times for intermediate lengths and special versions upon request.

Thread lengths [mm]

Thread	L2	L3
M3	7	7
M4	7	7
M5	7	7
M6	7	7

Hotline: 0700-Dremec DE (0700-37 363 233) | Telefon +49 (0)57 31 . 15 30 00 | Fax +49 (0)57 31 . 15 33 00 30

ROUND SHAPE: EXECUTION DAA [External / external thread]

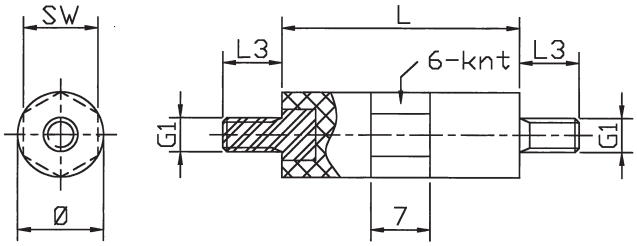

HEXAGON SHAPE: EXECUTION DAA [External / external thread]

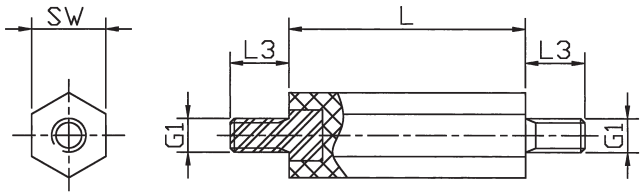

EXECUTION DAA [External / external thread]

Order No.	Execution	Shape	Body/thread material	Ø	SW* (hexagon)	Thread	Standard lengths in mm
45M3 x (length)	DAA	round	Polystyrene / steel	7	SW6	M3	15, 20, 25, 30, 40, 45, 55
45M4 x	DAA	round	Polystyrene / steel	10	SW9	M4	10, 15, 20, 25, 30, 35, 40, 45, 50, 55, 60, 90*
45M5 x	DAA	hexagon	Polystyrene / steel		SW13	M5	15, 20, 30, 45, 55, 70, 85, 120*
45M6 x	DAA	hexagon	Polystyrene / steel		SW13	M6	15, 20, 30, 45, 70, 120*

***SW:** width across flats
*Intermediate lengths available
Ordering example: 25M3 x 25 = DIA / d7 / M3 x 25

Accessories [cap nut, cap screw]

FIG. 1

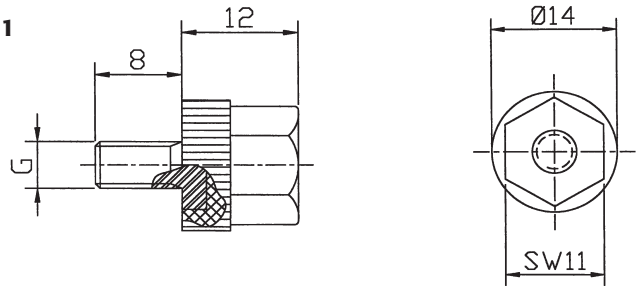

FIG. 2

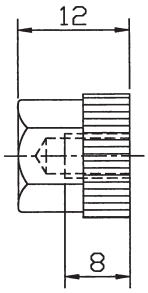

Order No.	Designation	Fig.	Body/thread material	Thread size (G)
66M (G)	Cap nut	Fig. 2	Polystyrene	M4, M5, M6
65M (G)	Cap nut	Fig. 2	Polystyrene / brass	M4, M5, M6
55M (G)	Cap screw	Fig. 1	Polystyrene / steel	M4, M5, M6

Ordering example: 66 M5 = Cap nut / Polystyrene / M5

spacer bolt

[brass / steel, with self-tapping thread]

– Tolerance for length dimensions: +/- 0.1 mm

– Available from stock. Delivery times for intermediate lengths and special versions upon request.

EXECUTION DIA [Internal / external thread]

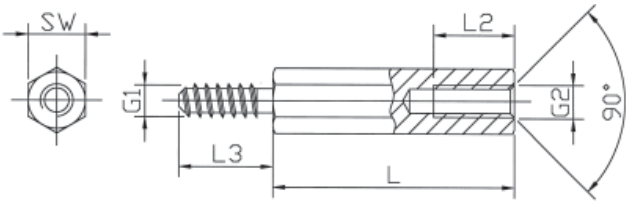

EXECUTION DIA [Internal / external thread without undercut (oF)]

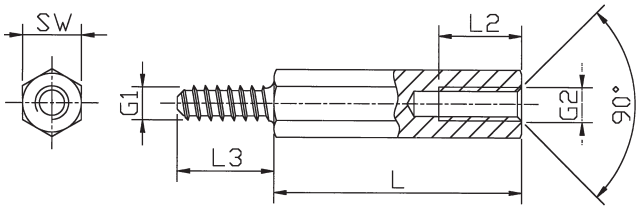

Standard range – spacer bolts [Brass, nickel plated]

Order No.	Execution	SW* (mm)	Thread size G1	Thread size G2	Standard lengths in mm
212ST2.2 x (length)	DIA	5	ST2.2	M2.5	8, 10, 12, 15, 20
214ST2.9 x	DIA	5.5	ST2.9	M3	8, 10, 12, 15, 20
214ST3.3 x	DIA	5.5	ST3.3	M3	8, 10, 12, 15, 20
215ST3.5 x	DIA	6	ST3.5	M3	8, 10, 12, 15, 20
216ST4.2 x	DIA	7	ST4.2	M4	8, 10, 12, 15, 20
218ST4.8 x	DIA	8	ST4.8	M5	8, 10, 12, 15, 20
219ST6.3 x	DIA	10	ST6.3	M6	10, 12, 15, 20

***SW:** width across flats
Please add the suffix „oF" to the article No. to specify the variant without undercut
Ordering example: 212ST2.2 x 15oF = DIA / St / SW5 / M2.5 - St 2.2 x 15oF

Hotline: 0700-Dremec DE (0700-37 363 233) | Telefon +49 (0)57 31 . 15 30 00 | Fax +49 (0)57 31 . 15 33 00 30

– Tolerance for length dimensions: +/- 0.1 mm

– Available from stock. Delivery times for intermediate lengths and special versions upon request.

External thread G1 [mm]

Thread size	l3	d1	d2
ST2.2	5	2.1	1.6
ST2.9	6	2.8	2.1
ST3.3	6	3.2	2.3
ST3.5	7	3.4	2.6
ST4.2	8	4.1	3.0
ST4.8	8	4.7	3.5
ST6.3	10	6.1	4.8

Internal thread G2 [mm]

L (mm)	l2 (mm)
8	5
10	6
12	7
15	10
20	10

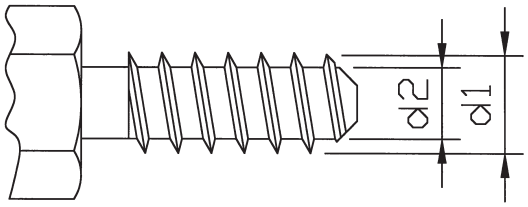

Standard range – spacer bolts [Steel, galvanised]

Order No.	Execution	SW* (mm)	Thread size G1	Thread size G2	Standard lengths in mm
222ST2.2 x (length)	DIA	5	ST2.2	M2.5	8, 10, 12, 15, 20
224ST2.9 x	DIA	5.5	ST2.9	M3	8, 10, 12, 15, 20
224ST3.3 x	DIA	5.5	ST3.3	M3	8, 10, 12, 15, 20
225ST3.5 x	DIA	6	ST3.5	M3	8, 10, 12, 15, 20
226ST4.2 x	DIA	7	ST4.2	M4	8, 10, 12, 15, 20
228ST4.8 x	DIA	8	ST4.8	M5	8, 10, 12, 15, 20
229ST6.3 x	DIA	10	ST6.3	M6	10, 12, 15, 20

***SW:** width across flats
Please add the suffix „oF" to the article No. to specify the variant without undercut
Ordering example: 222ST2.2 x 15oF = DIA / St / SW5 / M2.5 - St 2.2 x 15oF

spacer bolt

[Brass, with UNC thread]

Standard range – spacer bolts [Brass, nickel plated]

EXECUTION DII [Internal / internal thread]

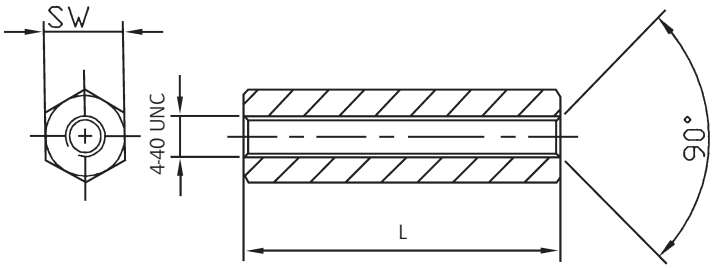

Order No.	Execution	Material	SW* (hexagon)	Thread	Standard lengths in mm
110 x (length)	DII	Brass	SW5	4–40 UNC	5, 6, 8, 10, 12, 15

***SW:** width across flats
Ordering example: 110 x 10 = DII / Ms / SW 5 / 4–40 UNC x 10 mm

Hotline: 0700-Dremec DE (0700-37 363 233) | Telefon +49 (0)57 31 . 15 30 00 | Fax +49 (0)57 31 . 15 33 00 30

Thread undercut acc. to DIN 76-B

RoHS konform

All UNC types are also available in steel, different lengths and with UNC 6-32, UNC 8-32 and UNC 2-56 thread.

- Tolerance for length dimensions: +/- 0.1 mm
- All articles are also available without undercut.

- **Available from stock. Delivery times for intermediate lengths and special versions upon request.**

Standard range – spacer bolts [Brass, nickel plated]

EXECUTION DIA [Internal / external thread]

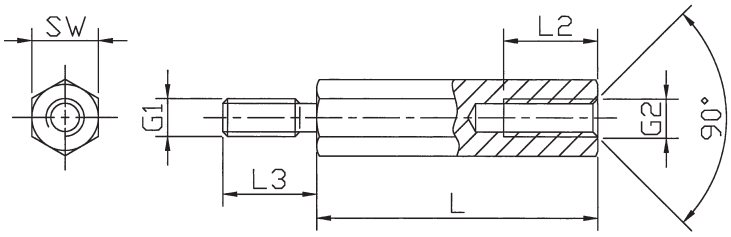

Thread lengths [mm]

L	L2	L3
5	3	4, 5, 6, 8, 10, 12
6	4	6, 8

Order No.	Execution	Material	SW* (hexagon)	Internal thread	External thread	Standard lengths in mm
2100 x (length)	DIA	Brass	SW5	4–40 UNC	4–40 UNC	5, 6
2103 x	DIA	Brass	SW5	4–40 UNC	M3	5, 6
2130 x	DIA	Brass	SW5	M3	4–40 UNC	5, 6

***SW:** width across flats
Ordering example: 2100 x 05 / 12 = DIA / Ms / SW 5 / UNC 4–40 x 05 / 12 (body length / external thread length)

spacer sleeves

[Brass, nickel-plated, Polyamide black]

(*Makrolon grey upon request)

Standard range – spacer sleeves [Plastic]

Technical data [Reference values]

Material	Specific contact resistance	Dielectric strength	Heat resistance
Polyamide	> 10^{12} Ohm/cm	80 kV/mm	110°C
*Makrolon	> 10^{16} Ohm/cm	36 kV/mm	140°C

***All Polyamide spacer sleeves are also available in Makrolon! Please quote dimensions and quantity in your inquiry!**

EXECUTION DII [Internal / internal thread]

Order No.	Execution	Material	Diameter D (mm)	Diameter d (mm)	Standard lengths in mm increments
384 / 1.5 x (length)	DH	Polyamide	4	1.5	from 2 mm to 10 mm
384 / 2.2 x	DH	Polyamide	4	2.2	from 2 mm to 50 mm
385 / 2.7 x	DH	Polyamide	5	2.7	from 2 mm to 55 mm
386 / 3.4 x	DH	Polyamide	6	3.4	from 2 mm to 60 mm
388 / 4.2 x	DH	Polyamide	8	4.2	from 2 mm to 60 mm
3810 / 5.2 x	DH	Polyamide	10	5.2	from 2 mm to 57 mm
3810 / 6.2 x	DH	Polyamide	10	6.2	from 2 mm to 55 mm
3812 / 8.2 x	DH	Polyamide	12	8.2	from 2 mm to 63 mm
3816 / 10.5 x	DH	Polyamide	16	10.5	from 2 mm to 50 mm

Ordering example: 386 / 3.4 x 25 mm = DH / Polyamide / 6 (3.4) x 25 mm

Hotline: 0700-Dremec DE (0700-37 363 233) | Telefon +49 (0)57 31 . 15 30 00 | Fax +49 (0)57 31 . 15 33 00 30

– Tolerance for length dimensions: +/- 0.1 mm

– Available from stock. Delivery times for intermediate lengths and special versions upon request.

Standard range – spacer sleeves [Brass, nickel plated]

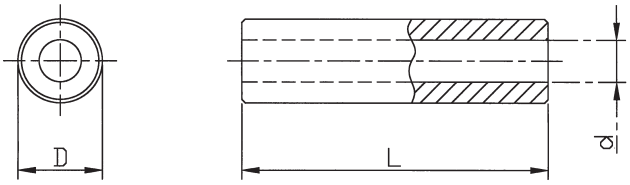

Order No.	Execution	Material	Diameter D (mm)	Diameter d (mm)	Standard lengths in mm
314 / 2.1 x (length)	DH	Brass	4.0	2.1	2, 3, 4, 5, 6, 7, 8, 9, 10, 12,
315 / 2.6 x	DH	Brass	5.0	2.6	2, 3, 4, 5, 6, 7, 8, 9, 10, 12, 15,
316 / 3.2 x	DH	Brass	6.0	3.2	2, 3, 4, 5, 6, 7, 8, 9, 10, 12, 15, 18, 20, 25, 30
318 / 4.3 x	DH	Brass	8.0	4.3	2, 3, 4, 5, 6, 7, 8, 9, 10, 12, 15, 18, 20, 25, 30
3110 / 5.3 x	DH	Brass	10.0	5.3	2, 3, 4, 5, 6, 7, 8, 9, 10, 12, 15, 18, 20, 25, 30

Standard parts [Steel, galvanised]

Hexagon nuts: acc. to DIN 934
U washers: acc. to DIN 125
Spring washers: acc. to DIN 128

matching the thread	Nut Order No.	U washer Order No.	Spring washer Order No.
4-40 UNC	8211	8223	8233
M2	8212	8222	8232
M2.5	82125	82225	82325
M3	8213	8223	8233
M3.5	82135	82235	82335
M4	8214	8224	8234
M5	8215	8225	8235
M6	8216	8226	8236

Packaging unit: 500 pcs.

Standard parts [Polyamide 6.6 natural]

Hexagon nuts: acc. to DIN 555, **U washers:** acc. to DIN 125

matching the thread	Nut Order No.	U washer Order No.
M2	8812	8822
M2.5	88125	88225
M3	8813	8823
M4	8814	8824
M5	8815	8825
M6	8816	8826

Packaging unit: 500 pcs.

special parts

special designs

[mechanical]

slotted

with shaft

with cross hole

with cross tapping

with long external thread

(various thread lengths + types are possible)

Hotline: 0700-Dremec DE (0700-37 363 233) | Telefon +49 (0)57 31 . 15 30 00 | Fax +49 (0)57 31 . 15 33 00 30

with 2 external threads
(various thread combinations are possible)



with cut-in

knurled

special surface finishes/coatings

[...for surfaces]

gold-plated

tin-plated

black chromated

yellow chromated

Hotline: 0700-Dremec DE (0700-37 363 233) | Telefon +49 (0)57 31 . 15 30 00 | Fax +49 (0)57 31 . 15 33 00 30

notes

DREMEC
Befestigungselemente GmbH
01177
DREMEC
Befestigungselemente GmbH
01176

contact

[We look forward to receiving your call!]

Representatives / agencies and distributors abroad

Russia / Ukraine
Super - Krepeg
Dubniskaja st.1 room 5
RUS - 127474 Moscow
Phone: 7(495) . 749 43 03
Fax: 7(499) . 767 53 28
Ukraine: www.bonki.ru
Mail: anatol@bonki.ru
Russia: www.super-krepeg.ru
Mail: info@super-krepeg.ru

Czech Republic / Slovakia
DREMEC CR s.r.o.
Bohuminska 63
CZ - 71000 Ostrava
Phone: 059 . 624 05 08
Fax: 059 . 624 43 44
Mail: ved@dremec.cz
www.dremec.cz

South Africa
AVNET Kopp (Pty) Ltd
P.O. Box 3853
RSA - Rivonia 2128
Phone: 011 . 444 23 33
Fax: 011 . 444 23 62
Mail: sales@avnet.co.za
www. avnet.co.za

Austria
CONNEX Electronics
Vertriebsgesellschaft m.b.H.
Knödelhüttenstraße 66
A - 1140 Vienna
Phone: 1 . 911 27 47
Fax: 1 . 911 27 47 20
Mail: office@connexelectronics.com
www.connexelectronics.com

Denmark
Mikkelsen electronics as
Havremarken 3–5
DK - 3520 Farum
Phone: 44 34 . 03 00
Fax: 44 34 . 03 10
Mail: info@mikkelsen-electronics.dk
www.mikkelsen-electronics.com

Sweden / Norway
Mikkelsen electronics as
Box 12135
S - 102 24 Stockholm
Phone: 085 01 . 507 60
Fax: 085 01 . 507 65
Mail: info@mikkelsen-electronics.dk
www.mikkelsen-electronics.com

Poland
AGMET
Zakled Handlowo - Uslugowy
ul.Marynarska 23
PL - 51.217 Wroclaw
Phone: 071 . 345 54 20
Fax: 071 . 345 53 10
Mail: gierczyk@agmet.cc.pl
www.agmet.cc.pl

Austria / Slowenia
M. Gruber
GH Industriebedarf
Poststrasse 1
A - 5310 Mondsee
Phone: 62 32 . 34 34
Fax: 62 32 . 46 75
Mail: mondsee@aon.at

Switzerland / Liechtenstein
VIBRATEC AG
Industriestraße 21
CH - 5507 Mellingen
Phone: 056 . 481 77 77
Fax: 056 . 481 77 70
Mail: info@vibratec.ch
www.vibratec.ch

Australia / New Zealand
Tarapath
SUPPORTING ELECTRONICS ROAD
Uni 6, 63-71 Boundary Road
AU - 3051 North Melb Vic
Phone: 03 . 92 69 62 00
Fax: 03 . 93 26 51 33
Mail: tarapath@tarapath.com.au
www.tarapath.com.au

Malta
SEIFERT mtm Systems Malta
Industrial Estate
M - Hal Far BBG 06
Phone: 68 80 82
Fax: 68 80 83
Mail: info@seifert-mtmsystems.com
www.seifert-mtmsystems.com

Great Britain
JAY-TEC SYSTEMS LTD
P.O. Box 55
UK - Bicester, Oxon, OX26 1 TY
Phone: 0 18 69 . 32 12 23
Fax: 0 18 69 . 24 77 28
Mail: andy.johnson@jaytec.co.uk
www.jaytec.co.uk

Benelux countries
INTERKONTAKT International bv
Raambrug 30–32
NL - 5531 AG Bladel
Phone: 04 97 . 38 68 78
Fax: 04 97 . 38 68 88
Mail: kontakt@interkontakt.com
www.interkontakt.com

France
DISSIP´elec
517, rue du Caillot
F - 45560 Saint Denis en Val
Phone: 02 38 . 64 01 02
Fax: 02 38 . 64 00 11
Mail: dissip.elec@wanadoo.fr

Finland
FINNEKI OY
Aleksis Kiven Katu 50
SF- 00510 Helsinki
Phone: 09 . 146 12 11
Fax: 09 . 146 15 27
Mail: sales@finneki.fi

Romania
Amirclass S.R.L.
Bulevardul Epureanu 17
RO - 731071 Birlad
Phone: 02 35 . 42 10 01
Mobile: 07 40 . 19 77 37

DREMEC
Befestigungselemente GmbH
Production and Sales
Gewerbestraße 15
D-32584 Löhne
Phone: +49 (0)57 31 . 15 300 0
Fax: +49 (0)57 31 . 15 300 30
E-mail: mail@dremec.de
www.dremec.de