



TM Solid

Solid Carbide Thread Milling Tools

METRIC

TM Solid Carbide Program




Miniature Threads MilliPro

MilliPro &
MilliPro EL
From M1.6x0.35 (1-72UNF)

MilliPro HD
Up to 62 HRC

MilliPro Dental
From M1.0x0.25 (0-80UNC)

TMDR
From M3x0.5 (4-40UNC)



Long Thread Deep Threading

Full Profile



Partial Profile

Up to 3XDo

Normal Use Straight Flutes

Taper
For Bone Plate Applications
From Pitch 0.3-0.6mm



From M4.5x0.75 (No.8-36UNF)

Heavy Duty Helicool

HC



HCN

From M3x0.5 (No.10-32UNF)

Radial Coolant Helicool-R (HCR)



From M6x1.0

Helicool and Chamfer Helicool-C (HCC)



From M6x1.0

Economical Tool Helical

Taper
For Bone Plate Applications
From Pitch 0.3-0.6mm



From M3x0.5 (No.8-36UNF)

Drill, Thread and Chamfer HTC



From M6x1.0



Vardex Ordering Code System.....3
 Helicool5
 HCN.....6
 Helicool-R (HCR).....13
 Helicool-C (HCC).....13
 HTC (Thriller)14
 Helical.....15
 Deep Threading19
 MilliPro21
 MilliPro Dental.....24
 MilliPro EL.....25
 MilliPro HD.....26
 TMDR28
 Straight.....31
 Recommended Grades, Cutting Speeds and Feed39

Vardex Ordering Code System

■ TM Solid Carbide

HC		10	082	L15	-	I	1.50	ISO	TM		VTH
1	2	3	4	5		6	7	8	9	10	11

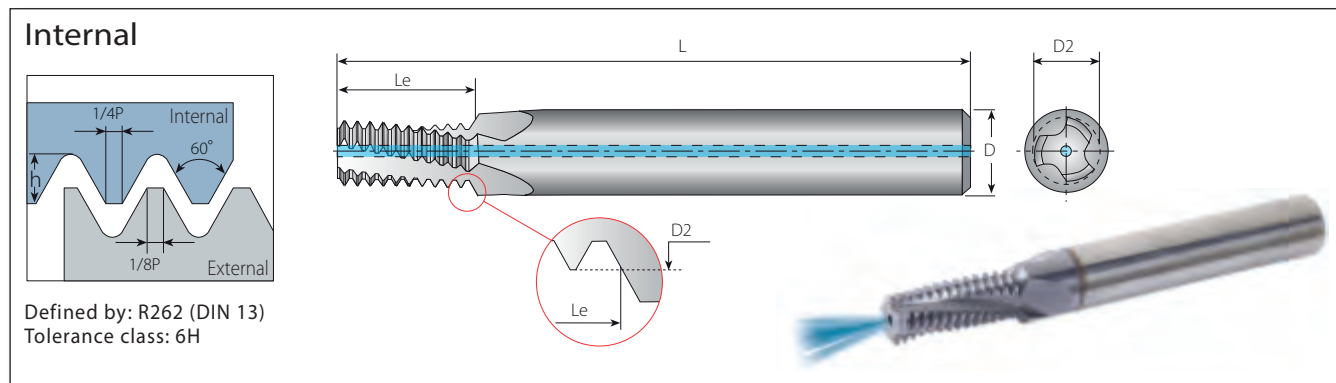
1 - Line	2 - No. of Teeth	3 - Shank Dia.	4 - Cutting Dia.	5 - Tool Cutting Length	6 - Type of Tool
HC - Helicool HCN - Helicool with relief neck HCR - Helicool R HCC - Helicool C H - Helical S - Straight Flutes D - Deep Threading or MilliPro TDC - TMDR with coolant TD - TMDR without coolant	1T - 1 Tooth 3T - 3 Teeth (MilliPro) 2L - 2 Teeth LH (MilliPro HD)	03 - 3.0 mm 04 - 4.0 06 - 6.0 08 - 8.0 10 - 10.0 12 - 12.0 14 - 14.0 16 - 16.0 18 - 18.0 20 - 20.0	0.7 - 19.9 mm	Up to 3Do	E - External I - Internal EI - External + Internal

7 - Pitch	8 - Standard	9 - System	11 - Carbide Grade
Full Profile - Pitch Range mm TPI 0.25-6.0 80 - 4.5 Partial Profile - Pitch Range mm TPI TA 0.5-0.8 32-56 TB 0.5-1.0 24-56 TC 1.0-1.50 16-24 TD 1.0-1.75 14-24 TF 0.5-1.25 20-48	60 - Partial Profile 60° ISO - ISO Metric UN - American UN UNC - UN Coarse UNF - UN Fine UNEF - UN Extra Fine UNJ - UNJ MJ - MJ BSW - Whitworth Coarse BSP - BSP BSF - Whitworth Fine BSPT - BSPT NPT - NPT ANPT - ANPT NPTF - NPTF NPS - NPS PG - PG TP60 - Taper 60° TP55 - Taper 55°	TM TML - Extra Long 10 - No. of Flutes 3 - 3 Flutes 5 - 5 Flutes * For straight flutes only.	VTS VTH

■ HTC Thriller

HTC	M6	1.0	2D	VTN
1	2	3	4	5

1 - Line	2 - Thread Diameter	3 - Pitch	4 - Thread Length	5 - Carbide Grade
HTC - Thriller	M6 - M12	1 - 1.75mm	2D 2.5D	VTN VTS



Helical Flutes with Thru-Hole Coolant

1.5 x Do (Le ≤ 1.5 x Thread Diameter)

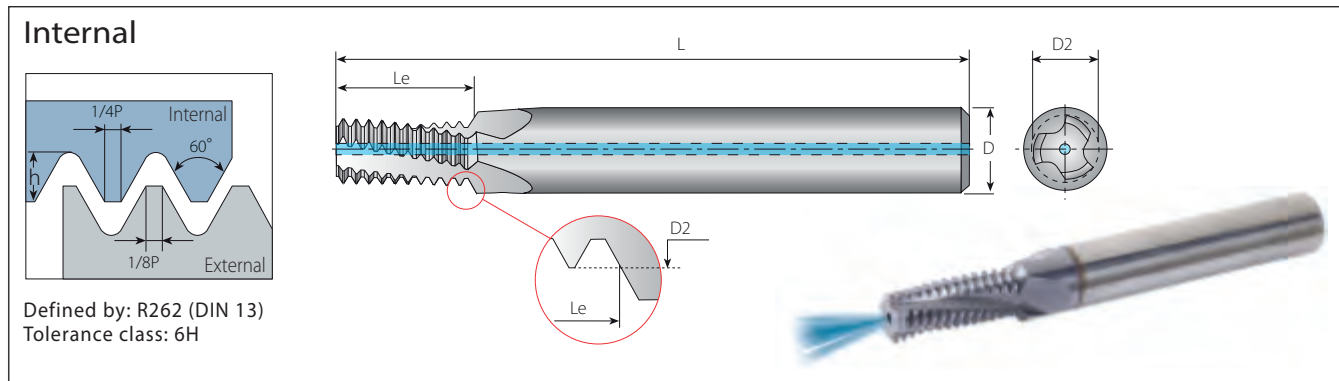
Thread		Pitch	Ordering Code	Dimensions mm			No. of Flutes	Teeth	Bore Dia.*	
M Coarse	M Fine	mm	Internal	D	D2	L	Le	Z	Zt	mm
M3x0.5	M3.5-M16x0.5	0.5	HC04024L04-I0.50ISOTM...	4	2.40	45	4.7	3	9	2.5
M4x0.7		0.7	HC04031L06-I0.70ISOTM...	4	3.15	45	6.6	3	9	3.3
M5x0.8		0.8	HC04039L07-I0.80ISOTM...	4	3.90	45	7.6	3	9	4.2
M6x1.0	M8-M40x1.0	1.0	HC06048L09-I1.00ISOTM...	6	4.80	57	9.5	3	9	5.0
M8x1.25		1.25	HC08065L13-I1.25ISOTM...	8	6.50	61	13.1	3	10	6.8
M10x1.5	M12-M48x1.5	1.5	HC10082L15-I1.50ISOTM...	10	8.20	73	15.7	3	10	8.5
M12x1.75		1.75	HC10099L18-I1.75ISOTM...	10	9.90	73	18.4	4	10	10.2
M14x2.0	M17-M80x2.0	2.0	HC12116L21-I2.00ISOTM...	12	11.60	73	21.0	4	10	12.0
M16x2.0	M17-M80x2.0	2.0	HC14136L25-I2.00ISOTM...	14	13.60	92	25.0	4	12	14.0

Helical Flutes with Thru-Hole Coolant

2 x Do (Le ≤ 2 x Thread Diameter)

Thread		Pitch	Ordering Code	Dimensions mm			No. of Flutes	Teeth	Bore Dia.*	
M Coarse	M Fine	mm	Internal	D	D2	L	Le	Z	Zt	mm
M3x0.5	M3.5-M16x0.5	0.5	HC04024L06-I0.50ISOTM...	4	2.40	45	6.2	3	12	2.5
	M4x0.5	0.5	HC04032L08-I0.50ISOTM...	4	3.20	45	8.2	3	16	3.5
	M5x0.5	0.5	HC06042L10-I0.50ISOTM...	6	4.20	57	10.2	3	20	4.5
M4x0.7		0.7	HC04031L08-I0.70ISOTM...	4	3.15	45	8.7	3	12	3.3
	M6x0.75	0.75	HC06050L12-I0.75ISOTM...	6	5.00	57	12.4	3	16	5.3
M5x0.8		0.8	HC04039L10-I0.80ISOTM...	4	3.90	45	10.8	3	13	4.2
M6x1.0	M8-M40x1.0	1.0	HC06048L12-I1.00ISOTM...	6	4.80	57	12.5	3	12	5.0
	M8x1.0	1.0	HC08067L16-I1.00ISOTM...	8	6.70	61	16.5	3	16	7.0
	M10x1.0	1.0	HC10087L20-I1.00ISOTM...	10	8.70	73	20.5	3	20	9.0
	M12x1.0	1.0	HC12107L24-I1.00ISOTM...	12	10.70	73	24.5	4	24	11.0
M8x1.25		1.25	HC08065L16-I1.25ISOTM...	8	6.50	61	16.9	3	13	6.8
	M10x1.25	1.25	HC10085L20-I1.25ISOTM...	10	8.50	73	20.6	3	16	8.8
M10x1.5	M12-M48x1.5	1.5	HC10082L20-I1.50ISOTM...	10	8.20	73	20.2	3	13	8.5
	M12x1.5	1.5	HC10099L24-I1.50ISOTM...	10	9.90	73	24.7	4	16	10.5
	M14x1.5	1.5	HC12119L29-I1.50ISOTM...	12	11.90	80	29.2	4	19	12.5
	M16x1.5	1.5	HC14139L32-I1.50ISOTM...	14	13.90	92	32.2	4	21	14.5
M12x1.75		1.75	HC10099L25-I1.75ISOTM...	10	9.90	73	25.4	4	14	10.2
M14x2.0	M17-M80x2.0	2.0	HC12116L29-I2.00ISOTM...	12	11.60	80	29.0	4	14	12.0
M16x2.0	M17-M80x2.0	2.0	HC14136L33-I2.00ISOTM...	14	13.60	92	33.0	4	16	14.0
M18x2.5		2.5	HC16148L36-I2.50ISOTM...	16	14.80	92	36.2	4	14	15.5
M20x2.5		2.5	HC18171L41-I2.50ISOTM...	18	17.10	102	41.2	4	16	17.5
M24x3.0		3.0	HC20199L49-I3.00ISOTM...	20	19.90	102	49.5	4	16	21.0

* Bore diameter applies to smallest thread dia.



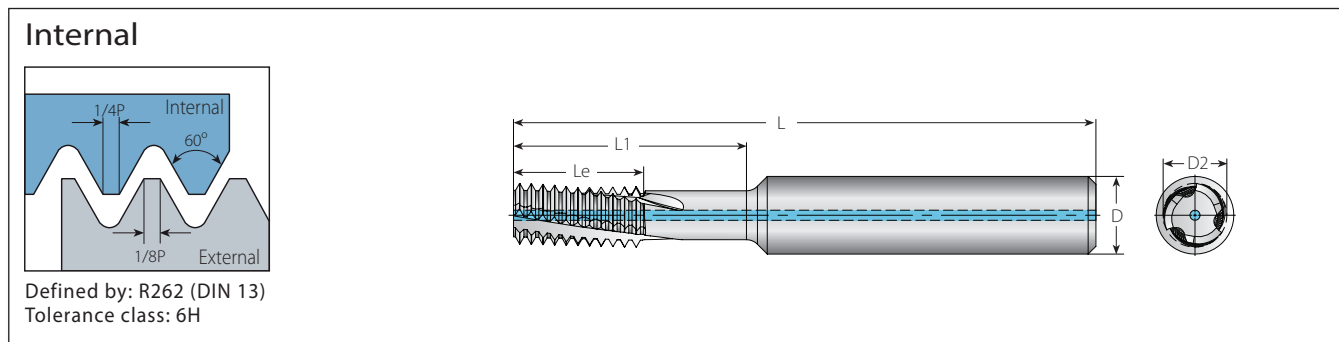
Helical Flutes with Thru-Hole Coolant

3 x Do (Le ≤ 3.0 x Thread Diameter)

Thread		Pitch	Ordering Code	Dimensions mm			No. of Flutes	Teeth	Bore Dia.*	
M Coarse	M Fine	mm	Internal	D	D2	L	Le**	Z	Zt	mm
M3x0.5	M3.5-M16x0.5	0.5	HC04024L09-I0.50ISOTM...	4	2.40	45	9.25	3	18	2.5
M4x0.7		0.7	HC04031L12-I0.70ISOTM...	4	3.15	47	12.95	3	18	3.3
M5x0.8		0.8	HC04039L15-I0.80ISOTM...	4	3.90	50	15.60	3	19	4.2
M6x1.0	M8-M40x1.0	1.0	HC06048L18-I1.00ISOTM...	6	4.80	60	18.50	3	18	5.0
M8x1.25		1.25	HC08065L25-I1.25ISOTM...	8	6.50	66	25.63	3	20	6.8
M10x1.5	M12-M48x1.5	1.5	HC10082L30-I1.50ISOTM...	10	8.20	75	30.75	3	20	8.5
M12x1.75		1.75	HC10099L36-I1.75ISOTM...	10	9.90	86	37.63	4	21	10.2
M16x2.0	M17-M80x2.0	2.0	HC14136L48-I2.00ISOTM...	14	13.60	108	49.00	4	24	14.0

** Above solid carbide tools (Le=3xDo) are suitable for light machining only. Reduce feed by 30%.

ISO Metric



Helical Flutes with Relief Neck

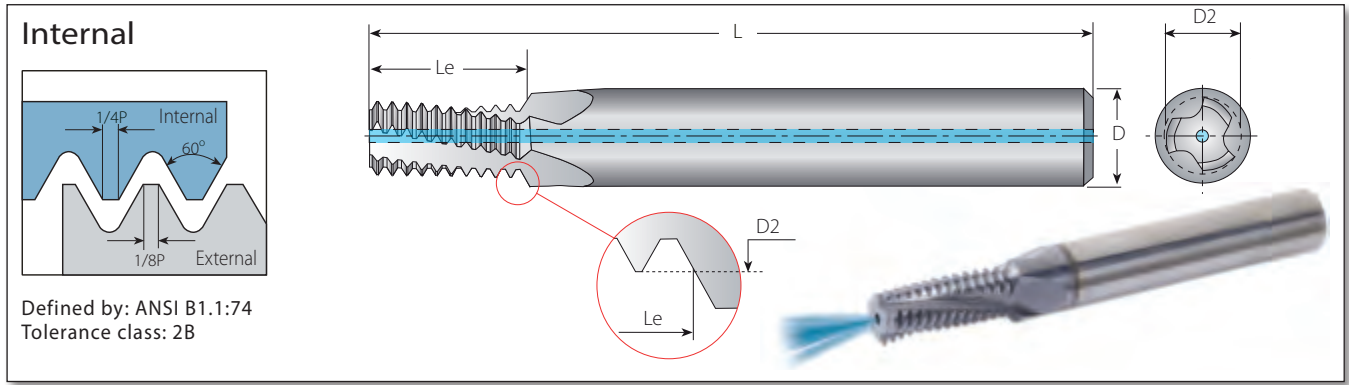
3 x Do (L1 ≤ 3.0 x Thread Diameter)

Thread		Pitch	Ordering Code	Dimensions mm			No. of Flutes	Teeth	Bore Dia.*		
Coarse	Fine	mm	Internal	D	D2	L	Le	L1	Z	Zt	mm
M3x0.5	M3.5-M16x0.5	0.5	HCN04024L09-I0.50ISOTM...	4	2.40	45	5.0	9	3	10	2.5
M4x0.7		0.7	HCN04031L12-I0.70ISOTM...	4	3.15	47	7.0	12	3	10	3.3
M5x0.8		0.8	HCN04039L15-I0.80ISOTM...	4	3.90	50	8.8	15	3	11	4.2
M6x1.0	M8-M40x1.0	1.0	HCN06048L18-I1.00ISOTM...	6	4.80	60	10.0	18	3	10	5.0
	M8-M40x1.0	1.0	HCN08067L24-I1.00ISOTM...	8	6.70	66	13.0	24	4	13	7.0
	M10-M40x1.0	1.0	HCN10087L30-I1.00ISOTM...	10	8.70	75	17.0	30	4	17	9.0
M8x1.25		1.25	HCN08065L24-I1.25ISOTM...	8	6.50	66	13.75	24	3	11	6.8
M10x1.5	M12-M48x1.5	1.5	HCN10082L30-I1.50ISOTM...	10	8.20	75	16.5	30	3	11	8.5
	M12-M48x1.5	1.5	HCN10099L36-I1.50ISOTM...	10	9.90	86	19.5	36	4	13	10.5
	M14-M48x1.5	1.5	HCN12119L42-I1.50ISOTM...	12	11.90	92	22.5	42	4	15	12.5
	M16-M48x1.5	1.5	HCN14139L48-I1.50ISOTM...	14	13.90	102	25.5	48	5	17	14.5
M12x1.75		1.75	HCN10099L36-I1.75ISOTM...	10	9.90	86	19.25	36	4	11	10.2
M14x2.0	M17-M80x2.0	2.0	HCN12116L42-I2.00ISOTM...	12	11.60	92	24.0	42	4	12	12.0
M16x2.0	M17-M80x2.0	2.0	HCN14136L48-I2.00ISOTM...	14	13.60	102	26.0	48	4	13	14.0

* Bore diameter applies to smallest thread dia.

American UN

Helicool



Defined by: ANSI B1.1:74
Tolerance class: 2B

Helical Flutes with Thru-Hole Coolant

1.5 x Do (Le ≤ 1.5 x Thread Diameter)

Thread		Pitch	Ordering Code	Dimensions mm				No. of Flutes	Teeth	Bore Dia.*	
UNC	UNF	UNEF	TPI	Internal	D	D2	L	Le	Z	Zt	mm
No.10-24	5/16", 3/8"x24	9/16"-11/16"x24	24	HC04035L07-I24UNCTM...	4	3.58	45	7.9	3	7	3.8
No.12-24	5/16", 3/8"x24	9/16"-11/16"x24	24	HC06041L08-I24UNCTM...	6	4.15	57	9.0	3	8	4.5
1/4"x20	7/16", 1/2"x20	3/4"-1"x20	20	HC06048L09-I20UNCTM...	6	4.88	57	9.5	3	7	5.2
5/16"x18	9/16", 5/8"x18	11/16"-1 11/16"x18	18	HC08061L11-I18UNCTM...	8	6.15	61	12.0	3	8	6.5
3/8"x16	3/4"x16		16	HC08076L15-I16UNCTM...	8	7.65	61	15.1	3	9	8.0
7/16"x14	7/8"x14		14	HC10090L17-I14UNCTM...	10	9.00	73	17.2	3	9	9.3
1/2"x13			13	HC12104L20-I13UNCTM...	12	10.35	73	20.5	4	10	10.8
9/16"x12	1"-1 1/2"x12		12	HC12118L22-I12UNCTM...	12	11.80	73	22.2	4	10	12.3

Helical Flutes with Thru-Hole Coolant

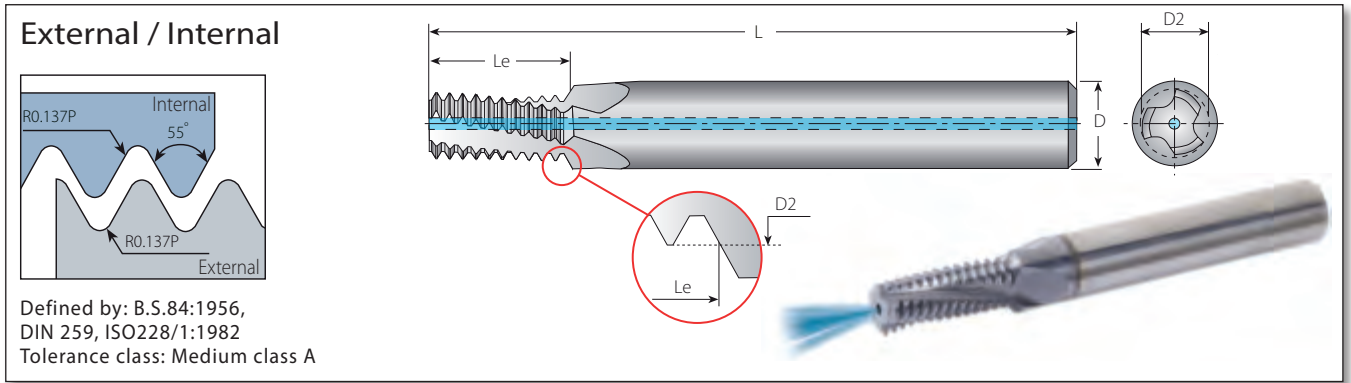
2 x Do (Le ≤ 2 x Thread Diameter)

Thread		Pitch	Ordering Code	Dimensions mm				No. of Flutes	Teeth	Bore Dia.*	
UNC	UNF	UNEF	TPI	Internal	D	D2	L	Le	Z	Zt	mm
	No.10-32	No.12-3/8"x32	32	HC04038L09-I32UNFTM...	4	3.80	45	9.9	3	12	4.0
		No.12-3/8"x32	32	HC06044L11-I32UNFTM...	6	4.40	57	11.5	3	14	4.7
	No.12, 1/4"x28	7/16", 1/2"x28	28	HC06043L11-I28UNFTM...	6	4.30	57	11.3	3	12	4.6
	1/4"x28	7/16", 1/2"x28	28	HC06052L13-I28UNFTM...	6	5.15	57	13.1	3	14	5.5
		7/16", 1/2"x28	28	HC10099L22-I28UNFTM...	10	9.90	73	22.2	3	24	10.2
No.10-24	5/16", 3/8"x24	9/16"-11/16"x24	24	HC04035L10-I24UNCTM...	4	3.58	45	10.0	3	9	3.8
No.12-24	5/16", 3/8"x24	9/16"-11/16"x24	24	HC06041L11-I24UNCTM...	6	4.15	57	11.1	3	10	4.5
	5/16", 3/8"x24	9/16"-11/16"x24	24	HC08066L16-I24UNFTM...	8	6.68	61	16.4	3	15	6.8
	3/8"x24	9/16"-11/16"x24	24	HC10082L19-I24UNFTM...	10	8.20	73	19.6	3	18	8.5
		9/16"-11/16"x24	24	HC14129L29-I24UNFTM...	14	12.90	92	29.1	4	27	13.2
1/4"x20	7/16", 1/2"x20	3/4"-1"x20	20	HC06048L13-I20UNCTM...	6	4.88	57	13.3	3	10	5.2
	7/16", 1/2"x20	3/4"-1"x20	20	HC10096L22-I20UNFTM...	10	9.60	73	22.2	3	17	9.8
	1/2"x20	3/4"-1"x20	20	HC12111L26-I20UNFTM...	12	11.10	80	26.0	4	20	11.5
		3/4"-1"x20	20	HC18174L38-I20UNFTM...	18	17.40	102	38.7	4	30	17.8
5/16"x18	9/16", 5/8"x18	11/16"-1 11/16"x18	18	HC08061L16-I18UNCTM...	8	6.15	61	16.2	3	11	6.5
	9/16", 5/8"x18	11/16"-1 11/16"x18	18	HC14125L28-I18UNFTM...	14	12.50	92	28.9	4	20	12.8
	5/8"x18	11/16"-1 11/16"x18	18	HC16141L31-I18UNFTM...	16	14.10	92	31.7	4	22	14.5
3/8"x16	3/4"x16		16	HC08076L19-I16UNCTM...	8	7.65	61	19.8	3	12	8.0
	3/4"x16		16	HC18170L38-I16UNFTM...	18	17.00	102	38.8	4	24	17.5
7/16"x14	7/8"x14		14	HC10090L22-I14UNCTM...	10	9.00	73	22.7	3	12	9.3
	7/8"x14		14	HC20199L44-I14UNFTM...	20	19.90	102	44.4	4	24	20.5
1/2"x13			13	HC12104L26-I13UNCTM...	12	10.35	80	26.4	4	13	10.8
9/16"x12	1"-1 1/2"x12		12	HC12118L28-I12UNCTM...	12	11.80	80	28.6	4	13	12.3
	1"-1 1/2"x12		12	HC20199L51-I12UNFTM...	20	19.90	102	51.9	4	24	23.5
5/8"x11			11	HC14131L33-I11UNCTM...	14	13.10	92	33.5	4	14	13.5
3/4"x10			10	HC16159L39-I10UNCTM...	16	15.90	92	39.4	4	15	16.5
7/8"x9			9	HC20190L46-I9UNCTM...	20	19.00	102	46.6	4	16	19.5
1"x8			8	HC20199L52-I8UNCTM...	20	19.90	102	52.4	4	16	22.0

* Bore diameter applies to smallest thread dia.

Whitworth

Helicool



Helical Flutes with Thru-Hole Coolant

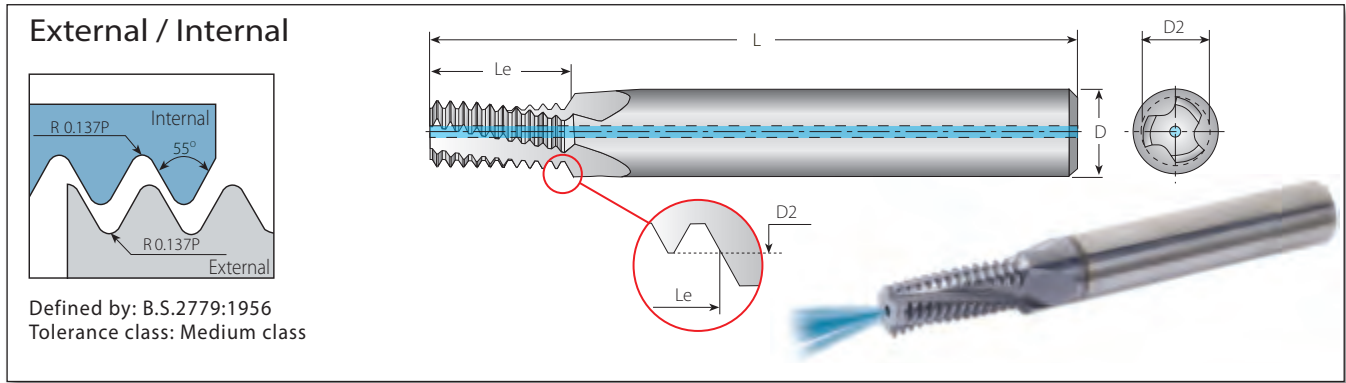
2 x Do (Le ≤ 2 x Thread Diameter)

Thread		Pitch	Ordering Code	Dimensions mm				No. of Flutes	Teeth	Bore Dia.*
BSW	BSF	TPI	External / Internal	D	D2	L	Le	Z	Zt	mm
	1/4"x26	26	HC06050L13-EI26BSFTM...	6	5.00	57	13.2	3	13	5.3
	5/16"x22	22	HC08063L16-EI22BSFTM...	8	6.35	61	16.7	3	14	6.7
1/4"x20	3/8"x20	20	HC06044L13-EI20BSWTM...	6	4.45	57	13.3	3	10	5.0
	3/8"x20	20	HC08076L19-EI20BSFTM...	8	7.65	61	19.7	3	15	8.2
5/16"x18	7/16"x18	18	HC06058L16-EI18BSWTM...	6	5.85	57	16.2	3	11	6.5
	7/16"x18	18	HC10092L23-EI18BSFTM...	10	9.20	73	23.3	3	16	9.7
3/8"x16	1/2", 9/16"x16	16	HC08072L19-EI16BSWTM...	8	7.20	61	19.8	3	12	7.9
	1/2", 9/16"x16	16	HC12105L26-EI16BSFTM...	12	10.50	80	26.2	4	16	11.1
	9/16"x16	16	HC14122L29-EI16BSFTM...	14	12.15	92	29.4	4	18	12.6
7/16"x14	5/8", 11/16"x14	14	HC10085L22-EI14BSWTM...	10	8.50	73	22.7	3	12	9.2
	5/8", 11/16"x14	14	HC14134L31-EI14BSFTM...	14	13.40	92	31.7	4	17	14.0
	11/16"x14	14	HC16150L35-EI14BSFTM...	16	15.00	92	35.4	4	19	15.6
1/2"x12	3/4"x12	12	HC10096L26-EI12BSWTM...	10	9.65	73	26.5	3	12	10.5
9/16"x12	3/4"x12	12	HC12113L28-EI12BSWTM...	12	11.25	80	28.6	4	13	12.1
	3/4"x12	12	HC18162L39-EI12BSFTM...	18	16.20	102	39.2	4	18	16.8
5/8"x11	7/8"x11	11	HC14126L33-EI11BSWTM...	14	12.60	92	33.5	4	14	13.4
11/16"x11		11	HC16142L35-EI11BSWTM...	16	14.20	92	35.8	4	15	15.0

* Bore diameter applies to smallest thread dia.

BSP (G)

Helicool



Helical Flutes with Thru-Hole Coolant

1.5 x Do (Le ≤ 1.5 x Thread Diameter)

Thread	Pitch	Ordering Code	Dimensions mm			No. of Flutes	Teeth	Bore Dia.*	
Standard	TPI	External / Internal	D	D2	L	Le	Z	Zt	mm
1/16", 1/8"x28	28	HC08064L12-EI28BSPTM...	8	6.40	61	12.2	3	13	6.7
1/8"x28	28	HC10082L15-EI28BSPTM...	10	8.20	73	15.0	3	16	8.7
1/4", 3/8"x19	19	HC12110L20-EI19BSPTM...	12	11.00	80	20.7	4	15	11.8
3/8"x19	19	HC16145L26-EI19BSPTM...	16	14.50	92	26.1	4	19	15.2
1"-4"x11	11	HC20199L42-EI11BSPTM...	20	19.90	102	42.7	4	18	30.7

Helical Flutes with Thru-Hole Coolant

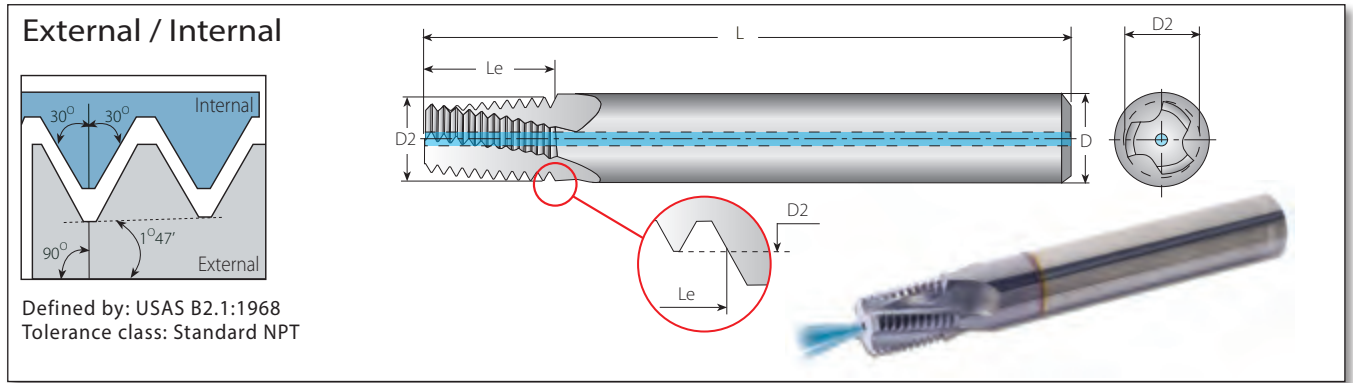
2 x Do (Le ≤ 2 x Thread Diameter)

Thread	Pitch	Ordering Code	Dimensions mm			No. of Flutes	Teeth	Bore Dia.*	
Standard	TPI	External / Internal	D	D2	L	Le	Z	Zt	mm
1/16", 1/8"x28	28	HC08064L15-EI28BSPTM...	8	6.40	61	15.9	3	17	6.7
1/8"x28	28	HC10082L19-EI28BSPTM...	10	8.20	73	19.5	3	21	8.7
1/4", 3/8"x19	19	HC12110L27-EI19BSPTM...	12	11.00	80	27.4	4	20	11.8
3/8"x19	19	HC16145L34-EI19BSPTM...	16	14.50	92	34.1	4	25	15.2
1/2"-7/8"x14	14	HC18179L42-EI14BSPTM...	18	17.90	102	42.6	4	23	19.0

* Bore diameter applies to smallest thread dia.

NPT

Helicool

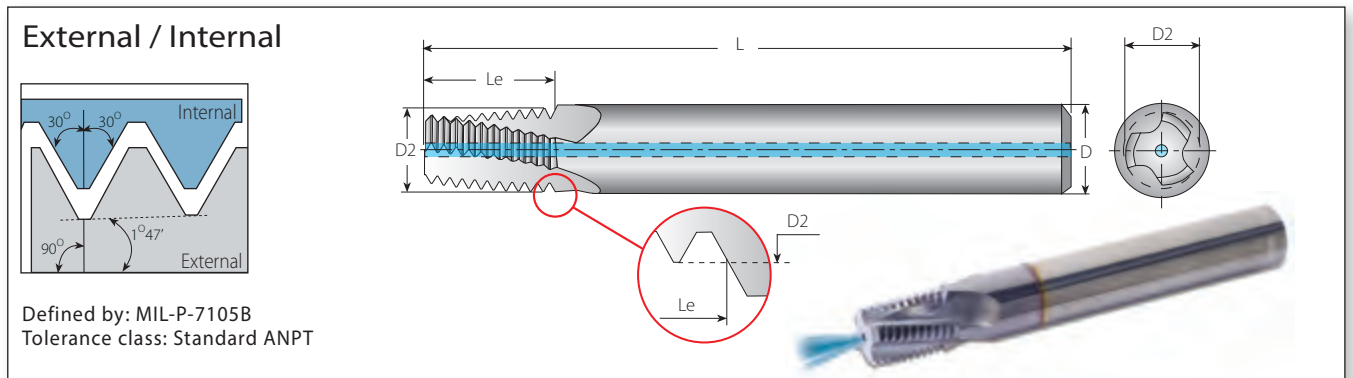


Helical Flutes with Thru-Hole Coolant

Thread	Pitch	Ordering Code	Dimensions mm				No. of Flutes	Teeth	Bore Dia.*
			D	D2	L	Le			
Standard	TPI	External / Internal	D	D2	L	Le	Z	Zt	mm
1/16"x27	27	HC06059L09-EI27NPT-TM...	6	5.90	57	9.9	3	10	6.3
1/8"x27	27	HC08076L09-EI27NPT-TM...	8	7.65	61	9.9	3	10	8.5
1/4"x18	18	HC10099L14-EI18NPT-TM...	10	9.90	73	14.8	3	10	11.1
3/8"x18	18	HC12111L14-EI18NPT-TM...	12	11.15	73	14.8	4	10	14.5
1/2", 3/4"x14	14	HC16142L19-EI14NPT-TM...	16	14.25	92	19.0	4	10	17.7, 23.0
1", 1 1/4", 1 1/2", 2"x11.5	11.5	HC20196L23-EI11.5NPT-TM...	20	19.60	102	23.2	4	10	29.0, 37.7, 44.0, 56.0
2 1/2", 3"x8	8	HC20196L33-EI8NPT-TM...	20	19.60	102	33.3	4	10	66.5, 82.1

ANPT

Helicool



Helical Flutes with Thru-Hole Coolant

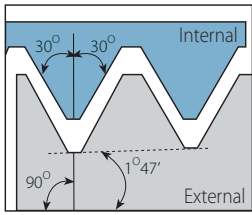
Thread	Pitch	Ordering Code	Dimensions mm				No. of Flutes	Teeth	Bore Dia.*
			D	D2	L	Le			
Standard	TPI	External / Internal	D <th>D2</th> <th>L</th> <th>Le</th> <td>Z</td> <td>Zt</td> <td>mm</td>	D2	L	Le	Z	Zt	mm
1/4", 3/8"x18	18	HC10099L14-EI18ANPT-TM...	10	9.90	73	14.8	3	10	11.1 / 14.5
1/2", 3/4"x14	14	HC14139L18-EI14ANPT-TM...	14	13.90	92	19.0	4	10	17.7 / 23.0

* Bore diameter applies to smallest thread dia.

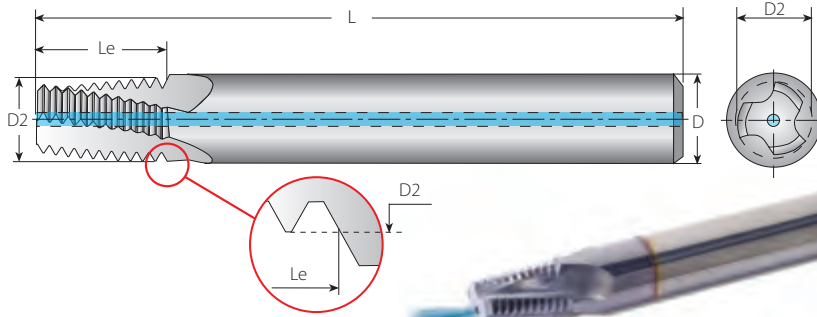
NPTF

Helicool

External / Internal



Defined by: ANSI 1.20.3-1976
Tolerance class: Standard NPTF



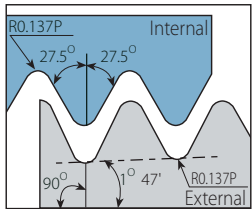
Helical Flutes with Thru-Hole Coolant

Thread	Pitch	Ordering Code	Dimensions mm				No. of Flutes	Teeth	Bore Dia.*
			D	D2	L	Le			
Standard	TPI	External / Internal	D	D2	L	Le	Z	Zt	mm
1/16"x27	27	HC06059L09-EI27NPTFTM...	6	5.90	57	9.9	3	10	6.3
1/8"x27	27	HC08076L09-EI27NPTFTM...	8	7.65	61	9.9	3	10	8.4
1/4"x18	18	HC10099L14-EI18NPTFTM...	10	9.90	73	14.8	3	10	11.1
3/8"x18	18	HC12111L14-EI18NPTFTM...	12	11.15	73	14.8	4	10	14.7
1/2", 3/4"x14	14	HC16142L19-EI14NPTFTM...	16	14.25	92	19.0	4	10	17.9, 23.4
1", 1 1/4", 1 1/2", 2"x11.5	11.5	HC20196L23-EI11.5NPTFTM...	20	19.60	102	23.2	4	10	29.0, 37.7, 43.7, 55.6
2 1/2", 3"x8	8	HC20196L33-EI8NPTFTM...	20	19.60	102	33.3	4	10	66.3, 82.1

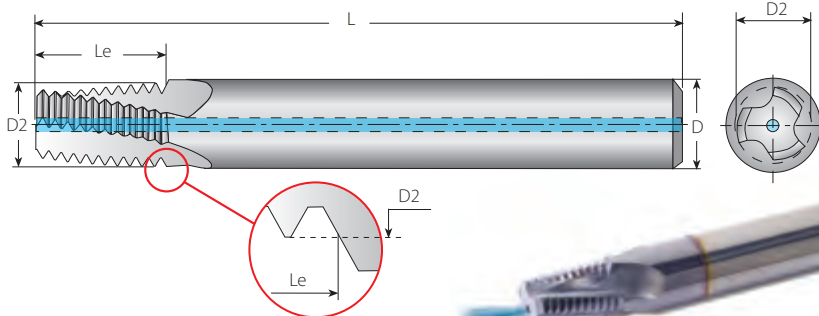
BSPT

Helicool

External / Internal



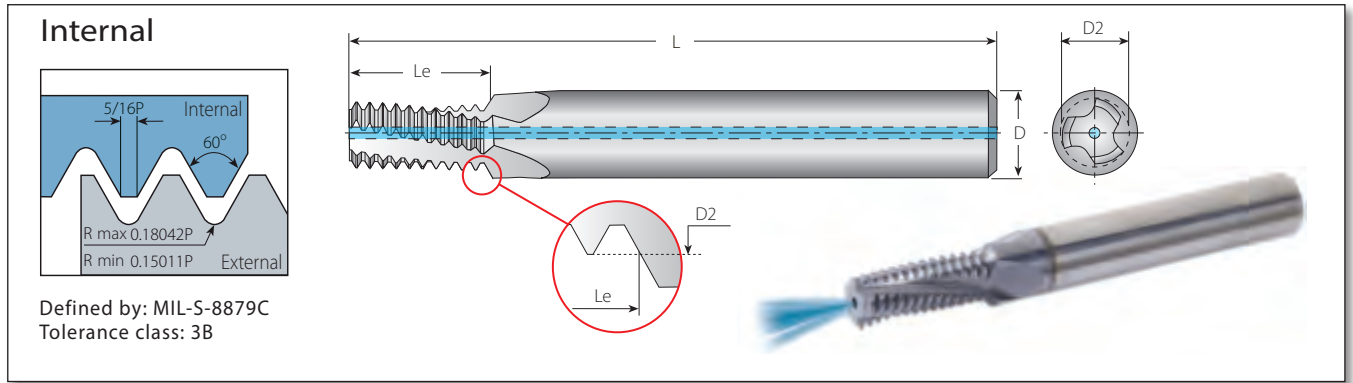
Defined by: B.S.21:1985
Tolerance class: Standard BSPT



Helical Flutes with Thru-Hole Coolant

Thread	Pitch	Ordering Code	Dimensions mm				No. of Flutes	Teeth	Bore Dia.*
			D	D2	L	Le			
Standard	TPI	External / Internal	D	D2	L	Le	Z	Zt	mm
1/16"x28	28	HC06059L10-EI28BSPT-TM...	6	5.90	57	10.2	3	11	6.7
1/8"x28	28	HC08076L10-EI28BSPT-TM...	8	7.65	61	10.2	3	11	8.7
1/4"x19	19	HC10099L15-EI19BSPT-TM...	10	9.90	73	15.4	3	11	11.8
3/8"x19	19	HC12111L15-EI19BSPT-TM...	12	11.15	73	15.4	4	11	15.2
1/2", 3/4"x14	14	HC16142L22-EI14BSPT-TM...	16	14.25	92	22.7	4	12	19.0
1", 1 1/2", 2", 2 1/2"x11	11	HC20196L28-EI11BSPT-TM...	20	19.60	102	28.9	4	12	30.7

* Bore diameter applies to smallest thread dia.



Helical Flutes with Thru-Hole Coolant

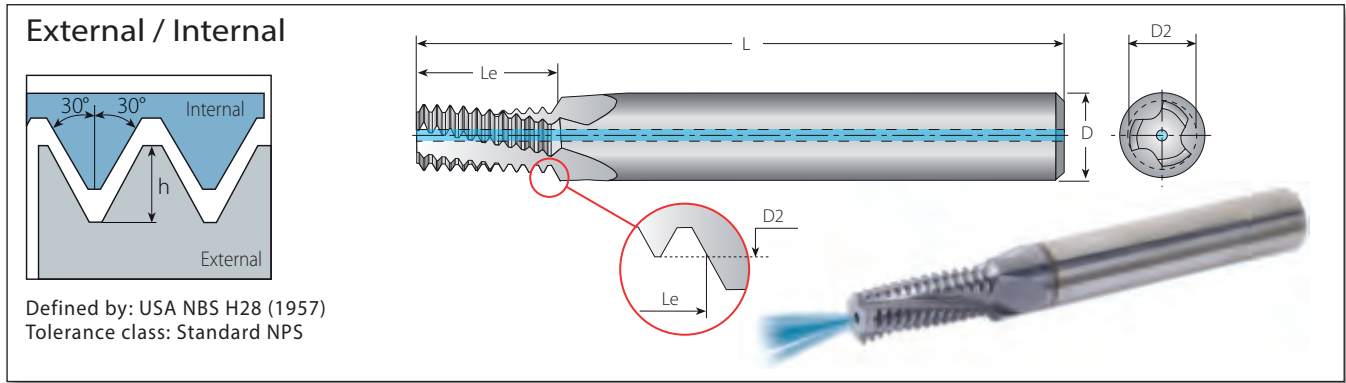
2 x Do (Le ≤ 2 x Thread Diameter)

Thread				Pitch	Ordering Code	Dimensions mm				No. of Flutes	Teeth	Bore Dia.*
UNJC	UNJF	UNJEF	UNJ	TPI	Internal	D	D2	L	Le	Z	Zt	mm
0.138" (#6)	0.190" (#10)	0.216" (#12)	0.4375" (7/16")	32	HC04027L07-I32UNJTM...	4	2.70	45	7.5	3	9	2.8
-	0.250" (1/4")	0.4375" (7/16")	0.5625" (9/16")	28	HC06054L13-I28UNJTM...	6	5.40	57	13.1	3	14	5.6
0.190" (#10)	0.3125" (5/16")	0.5625" (9/16")	-	24	HC04037L09-I24UNJTM...	4	3.70	45	10.0	3	9	4.0
-	0.3125" (5/16")	0.5625" (9/16")	-	24	HC08067L15-I24UNJTM...	8	6.70	61	16.4	3	15	7.0
0.250" (1/4")	0.4375" (7/16")	0.750" (3/4")	0.3125" (5/16")	20	HC06050L12-I20UNJTM...	6	5.00	57	13.3	3	10	5.3
-	0.4375" (7/16")	0.750" (3/4")	0.5625" (9/16")	20	HC10096L21-I20UNJTM...	10	9.60	73	22.2	4	17	10.0
0.3125" (5/16")	0.5625" (9/16")	1.0625" (1 1/16")	-	18	HC08064L15-I18UNJTM...	8	6.40	61	16.2	3	11	6.75
0.375" (3/8")	0.750" (3/4")	-	0.4375" (7/16")	16	HC08077L19-I16UNJTM...	8	7.70	61	19.8	3	12	8.1
0.4375" (7/16")	0.875" (7/8")	-	-	14	HC10092L21-I14UNJTM...	10	9.20	73	22.7	4	12	9.5
0.500" (1/2")	-	-	-	13	HC10099L25-I13UNJTM...	10	9.90	73	26.4	4	13	11.0

* Bore diameter applies to smallest thread dia.

NPS

Helicool



Defined by: USA NBS H28 (1957)
Tolerance class: Standard NPS

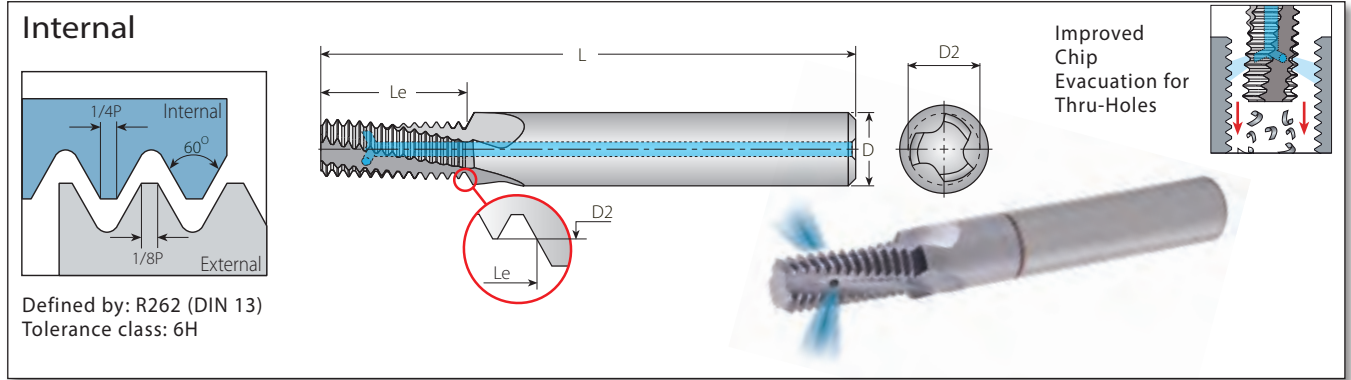
Helical Flutes with Thru-Hole Coolant

Thread	Pitch	Ordering Code	Dimensions mm				No. of Flutes	Teeth	Bore Dia.*
Standard	TPI	External / Internal	D	D2	L	Le	Z	Zt	mm
1/8"	27	HC08076L09-EI27NPSTM...	8	7.65	61	9.9	3	10	8.5
1/4"	18	HC10099L14-EI18NPSTM...	10	9.90	73	14.8	3	10	11.1
3/8"	18	HC12111L14-EI18NPSTM...	12	11.15	73	14.8	4	10	14.5
1/2", 3/4"	14	HC16142L18-EI14NPSTM...	16	14.25	92	19.0	4	10	17.7; 23.0
1", 2"	11.5	HC20196L22-EI11.5NPSTM...	20	19.60	102	23.2	4	10	29.0; 56.0

* Bore diameter applies to smallest thread dia.

ISO Metric

Helicool-R (HCR)



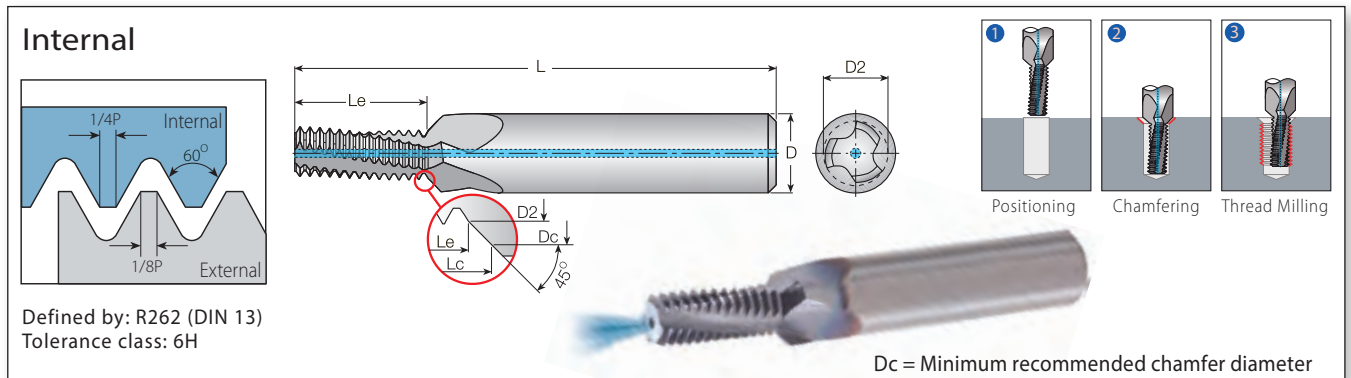
Helicool-R (HCR) Helical Flutes with Radial Cooling

$2 \times D_o$ ($Le \leq 2 \times$ Thread Diameter)

Thread		Pitch	Ordering Code	Dimensions mm				Flutes	Teeth	Bore Dia.*
M Coarse	M Fine	mm	Internal	D	D2	L	Le	Z	Zt	mm
M6x1.0	M8-M40x1.0	1.0	HCR06048L12-11.00ISOTM...	6	4.8	57	12.5	3	12	5.0
	M10x1.0	1.0	HCR10087L20-11.00ISOTM...	10	8.7	73	20.5	3	20	9.0
	M12x1.0	1.0	HCR12107L24-11.00ISOTM...	12	10.7	73	24.5	4	24	11.0
M8x1.25		1.25	HCR08065L16-11.25ISOTM...	8	6.5	64	16.9	3	13	6.8
M10x1.5	M12-M48x1.5	1.5	HCR10082L20-11.50ISOTM...	10	8.2	73	20.3	3	13	8.5
	M12x1.5	1.5	HCR10099L24-11.50ISOTM...	10	9.9	73	24.8	4	16	10.5
	M14x1.5	1.5	HCR12119L29-11.50ISOTM...	12	11.9	84	29.3	4	19	12.5
	M16x1.5	1.5	HCR14139L32-11.50ISOTM...	14	13.9	84	32.3	4	21	14.5
M12x1.75		1.75	HCR10099L25-11.75ISOTM...	10	9.9	73	25.4	4	14	10.2

ISO Metric

Helicool-C (HCC)



Helicool-C (HCC) Helical Flutes with Axial Coolant - Thru & Chamfer

$2 \times D_o$ ($Le \leq 2 \times$ Thread Diameter)

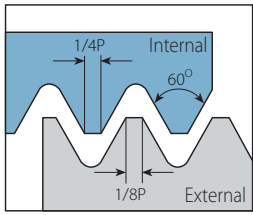
Thread		Pitch	Ordering Code	Dimensions mm				No. of Flutes	Teeth	Bore Dia.*		
M Coarse	M Fine	mm	Internal	D	D2	Dc	L	Le	Lc	Z	Zt	mm
M6x1.0	M8-M40x1.0	1.0	HCC08048L12-11.00ISOTM...	8	4.8	6.3	61	12.5	13.3	3	12	5.0
	M10x1.0	1.0	HCC12087L20-11.00ISOTM...	12	8.7	10.3	73	20.5	21.3	3	20	9.0
	M12x1.0	1.0	HCC14107L24-11.00ISOTM...	14	10.7	12.3	80	24.5	25.3	4	24	11.0
M8x1.25		1.25	HCC10065L16-11.25ISOTM...	10	6.5	8.3	73	16.9	17.8	3	13	6.8
M10x1.5	M12-M48x1.5	1.5	HCC12082L20-11.50ISOTM...	12	8.2	10.3	80	20.3	21.3	3	13	8.5
	M12x1.5	1.5	HCC14099L24-11.50ISOTM...	14	9.9	12.3	80	24.8	26.0	4	16	10.5
	M14x1.5	1.5	HCC16119L29-11.50ISOTM...	16	11.9	14.3	92	29.3	30.5	4	19	12.5
	M16x1.5	1.5	HCC18139L32-11.50ISOTM...	18	13.9	16.3	92	32.3	33.5	4	21	14.5
M12x1.75		1.75	HCC14099L25-11.75ISOTM...	14	9.9	12.3	80	25.4	26.6	4	14	10.2

* Bore diameter applies to smallest thread dia.


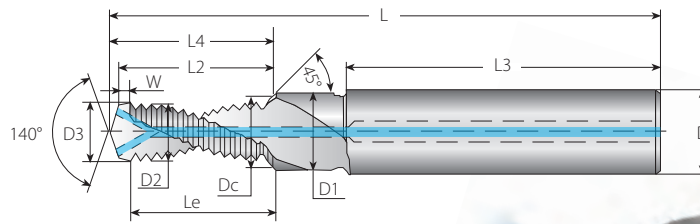
ISO Metric

HTC (Thriller)

Internal



Defined by: R262 (DIN 13)
Tolerance class: 6H

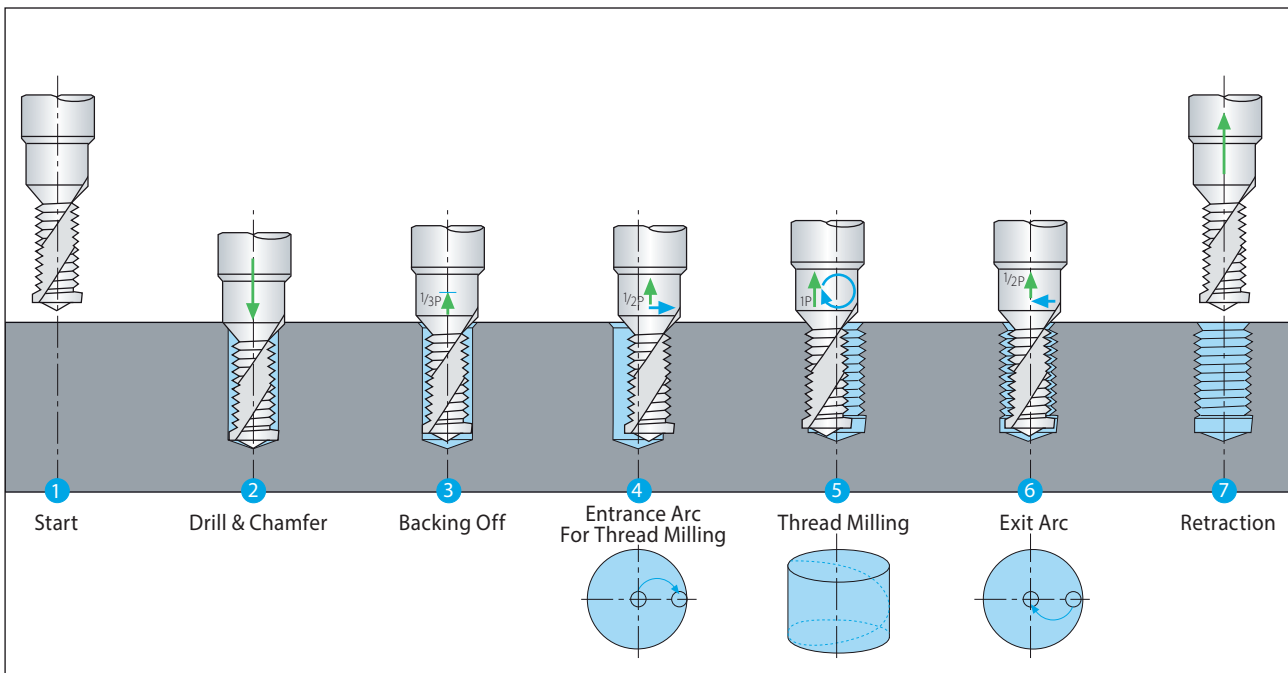


HTC (Thriller)

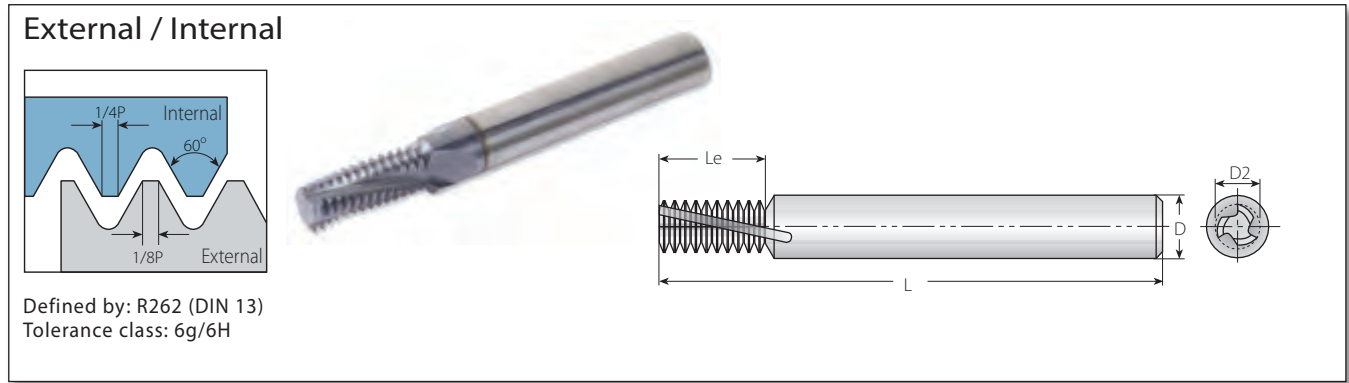
Drill, Chamfer & Thread with Coolant-Thru

Thread	Ordering Code	Pitch	Dimensions mm											No. of Flutes	Teeth		
			L	L4	L2	L3	W	Le	D3	D	D1	Dc	D2				
ISO 2xD0 Coarse	Internal	mm															
M6x1.0	HTCM6x1.0x2D...	1.00	62.0	14.5	13.7	36	1.0	12.7	5.0	8	6.6	6.3	4.85	2	11		
M8x1.25	HTCM8x1.25x2D...	1.25	74.0	18.2	17.1	40	1.3	15.8	6.8	10	9.0	8.3	6.45	2	11		
M10x1.5	HTCM10x1.5x2D...	1.50	79.0	23.4	22.1	45	1.5	20.6	8.5	12	11.0	10.3	8.08	2	12		
M12x1.75	HTCM12x1.75x2D...	1.75	89.0	27.1	25.5	45	1.5	24.0	10.3	14	13.5	12.3	9.74	2	12		
ISO 2.5xD0 Coarse																	
M6x1.0	HTCM6x1.0x2.5D...	1.00	62.0	16.5	15.7	36	1.0	14.7	5.0	8	6.6	6.3	4.85	2	13		
M8x1.25	HTCM8x1.25x2.5D...	1.25	74.0	23.2	22.1	40	1.3	20.8	6.8	10	9.0	8.3	6.45	2	15		
M10x1.5	HTCM10x1.5x2.5D...	1.50	79.0	27.9	26.6	45	1.5	25.1	8.5	12	11.0	10.3	8.08	2	15		

HTC - Thriller Operating Cycle



HTC line is suitable for Aluminium and Cast Iron machining only.



Helical Flutes - External

2 x Do (Le ≤ 2 x Thread Diameter)

Thread	Pitch	Ordering Code	Dimensions mm			No. of Flutes	Teeth
M Coarse	mm	External	D	D2	L	Le	Zt
M3x0.5	0.5	H04039L06-E0.5ISOTM...	4	3.9	45	6.0	12
M4.5x0.75	0.75	H04039L09-E0.75ISOTM...	4	3.9	45	9.0	12
M6x1.0	1.0	H04039L12-E1.0ISOTM...	4	3.9	45	12.0	12
M8x1.25	1.25	H06059L16-E1.25ISOTM...	6	5.9	57	16.25	13
M10x1.5	1.5	H08079L21-E1.5ISOTM...	8	7.9	63	21.0	14
M14x2.0	2.0	H10099L28-E2.0ISOTM...	10	9.9	73	28.0	14

Helical Flutes - Internal

2 x Do (Le ≤ 2 x Thread Diameter)

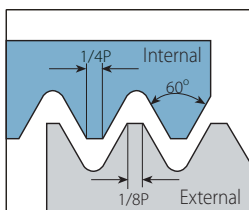
Thread	Pitch	Ordering Code	Dimensions mm			No. of Flutes	Teeth	Bore Dia.*
M Coarse	M Fine	Internal	D	D2	L	Le	Zt	mm
M3x0.5	M3.5-M16x0.5	H04022L06-I0.5ISOTM...	4	2.2	45	6.0	12	2.5
	M4x0.5	H04030L08-I0.5ISOTM...	4	3.0	45	8.0	16	3.5
	M5x0.5	H04039L10-I0.5ISOTM...	4	3.9	45	10.0	20	4.5
M4x0.7		H04028L08-I0.7ISOTM...	4	2.8	45	8.4	12	3.3
	M6x0.75	H04039L12-I0.75ISOTM...	4	3.9	45	12.0	16	5.3
M5x0.8		H04035L10-I0.8ISOTM...	4	3.5	45	10.4	13	4.2
M6x1.0	M8-M40x1.0	H04039L12-I1.0ISOTM...	4	3.9	45	12.0	12	5.0
	M8x1.0	H06059L16-I1.0ISOTM...	6	5.9	57	16.0	16	7.0
	M10x1.0	H08079L20-I1.0ISOTM...	8	7.9	63	20.0	20	9.0
	M12x1.0	H10099L24-I1.0ISOTM...	10	9.9	73	24.0	24	11.0
M8x1.25		H06058L16-I1.25ISOTM...	6	5.8	57	16.25	13	6.8
	M10x1.25	H08077L20-I1.25ISOTM...	8	7.7	63	20.0	16	8.8
M10x1.5	M12-M48x1.5	H08077L21-I1.5ISOTM...	8	7.7	63	21.0	14	8.5
	M12x1.5	H10094L24-I1.5ISOTM...	10	9.4	73	24.0	16	10.5
	M14x1.5	H12112L28-I1.5ISOTM...	12	11.2	83	28.5	19	12.5
	M16x1.5	H12119L33-I1.5ISOTM...	12	11.9	83	33.0	22	14.5
M12x1.75		H10087L24-I1.75ISOTM...	10	8.7	73	24.5	14	10.2
M14x2.0	M17-M80x2.0	H10099L28-I2.0ISOTM...	10	9.9	73	28.0	14	12.0
M16x2.0	M17-M80x2.0	H12119L32-I2.0ISOTM...	12	11.9	83	32.0	16	14.0
M18-M22x2.5		H16139L40-I2.5ISOTM...	16	13.9	92	40.0	16	15.5
M24x3.0		H16159L42-I3.0ISOTM...	16	15.9	92	42.0	14	21.0

* Bore diameter applies to smallest thread dia.

American UN

Helical

External / Internal



Defined by: ANSI B1.1.74
Tolerance class: 2A/2B



Helical Flutes - External

2 x Do (Le ≤ 2 x Thread Diameter)

Thread		Pitch	Ordering Code	Dimensions mm			No. of Flutes	Teeth	
UNC	UNF	TPI	External	D	D2	L	Le	Z	Zt
No.8-32		32	H04039L09-E32UNCTM...	4	3.9	45	8.7	3	11
	No.12-28	28	H04039L12-E28UNFTM...	4	3.9	45	11.8	3	13
No.12-24		24	H04039L13-E24UNCTM...	4	3.9	45	11.6	3	11
1/4"x20		20	H04039L13-E20UNCTM...	4	3.9	45	12.7	3	10
5/16"x18		18	H06059L17-E18UNCTM...	6	5.9	57	16.9	3	12
3/8"x16		16	H08079L19-E16UNCTM...	8	7.9	63	19.1	3	12
9/16"x12		12	H12119L30-E12UNCTM...	12	11.9	83	29.6	4	14

Helical Flutes - Internal

2 x Do (Le ≤ 2 x Thread Diameter)

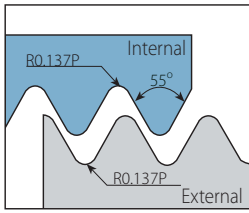
Thread			Pitch	Ordering Code	Dimensions mm			No. of Flutes	Teeth	Bore Dia.*	
UNC	UNF	UNEF	TPI	Internal	D	D2	L	Le	Z	Zt	mm
No.8-36			36	H04030L09-I36UNFTM...	4	3.0	45	8.5	3	12	3.5
No.10-32	No.12-3/8"x32		32	H04033L11-I32UNFTM...	4	3.3	45	11.1	3	14	4.0
No.12-28, 1/4"x28	7/16", 1/2"x28		28	H04038L12-I28UNFTM...	4	3.8	45	11.8	3	13	4.6
1/4"x28	7/16", 1/2"x28		28	H06046L13-I28UNFTM...	6	4.6	57	12.7	3	14	5.5
	7/16", 1/2"x28		28	H10092L23-I28UNEFTM...	10	9.2	73	22.7	4	25	10.2
No.10-24	5/16", 3/8"x24	9/16"-11/16"x24	24	H04029L11-I24UNCTM...	4	2.9	45	10.6	3	10	3.8
No.12-24	5/16", 3/8"x24	9/16"-11/16"x24	24	H04035L12-I24UNCTM...	4	3.5	45	11.6	3	11	4.5
	5/16", 3/8"x24	9/16"-11/16"x24	24	H06057L16-I24UNFTM...	6	5.7	57	15.9	3	15	6.8
	3/8"x24	9/16"-11/16"x24	24	H08074L19-I24UNFTM...	8	7.4	63	19.1	3	18	8.5
		9/16"-11/16"x24	24	H12119L29-I24UNEFTM...	12	11.9	83	28.6	4	27	13.2
1/4"x20	7/16", 1/2"x20	3/4"-1"x20	20	H04039L13-I20UNCTM...	4	3.9	45	12.7	3	10	5.2
	7/16", 1/2"x20	3/4"-1"x20	20	H10085L23-I20UNFTM...	10	8.5	73	22.9	4	18	9.8
	1/2"x20	3/4"-1"x20	20	H10099L26-I20UNFTM...	10	9.9	73	25.4	4	20	11.5
		3/4"-1"x20	20	H16159L38-I20UNEFTM...	16	15.9	92	38.1	5	30	17.8
5/16"x18	9/16", 5/8"x18	11/16"-1 1/16"x18	18	H06052L17-I18UNCTM...	6	5.2	57	16.9	3	12	6.5
	9/16", 5/8"x18	11/16"-1 1/16"x18	18	H12113L30-I18UNFTM...	12	11.3	83	29.6	4	21	12.8
	5/8"x18	11/16"-1 1/16"x18	18	H12119L33-I18UNFTM...	12	11.9	83	32.5	4	23	14.5
3/8"x16	3/4"x16		16	H08067L19-I16UNCTM...	8	6.7	63	19.1	3	12	8.0
	3/4"x16		16	H16159L38-I16UNFTM...	16	15.9	92	38.1	4	24	17.5
7/16"x14	7/8"x14		14	H08076L24-I14UNCTM...	8	7.6	63	23.6	4	13	9.3
	7/8"x14		14	H20187L44-I14UNFTM...	20	18.7	104	44.4	4	24	20.5
1/2"x13			13	H10089L26-I13UNCTM...	10	8.9	73	25.4	4	13	10.8
9/16"x12	1"-1 1/2"x12		12	H12103L30-I12UNCTM...	12	10.3	83	29.6	4	14	12.3
	1"-1 1/2"x12		12	H20199L51-I12UNFTM...	20	19.9	104	50.8	5	24	23.5
5/8"x11			11	H12110L32-I11UNCTM...	12	11.0	83	32.3	4	14	13.5
3/4"x10			10	H16135L38-I10UNCTM...	16	13.5	92	38.1	5	15	16.5
7/8"x9			9	H16152L45-I9UNCTM...	16	15.2	92	45.2	4	16	19.5
1"x8			8	H20170L51-I8UNCTM...	20	17.0	104	50.8	4	16	22.0

* Bore diameter applies to smallest thread dia.

BSP (G)

Helical

External / Internal



Defined by: B.S.2779:1956
Tolerance class: Medium class



Helical Flutes

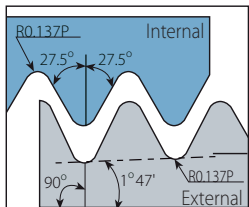
2 x Do (Le ≤ 2 x Thread Diameter)

Thread	Pitch	Ordering Code	Dimensions mm				No. of Flutes	Teeth	Bore Dia.*
			D	D2	L	Le			
Standard	TPI	External / Internal	D	D2	L	Le	Z	Zt	mm
1/16"x28, 1/8"x28	28	H06058L16-EI28BSPTM...	6	5.8	57	16.3	3	18	6.7
1/8"x28	28	H08077L20-EI28BSPTM...	8	7.7	63	20.0	3	22	8.7
1/4"x19, 3/8"x19	19	H10099L27-EI19BSPTM...	10	9.9	73	26.7	4	20	11.8
3/8"x19	19	H16134L33-EI19BSPTM...	16	13.4	92	33.4	4	25	15.2
1/2", 3/4"x14	14	H16157L44-EI14BSPTM...	16	15.7	92	43.5	5	24	19.0
1", 1 1/2", 2", 2 1/2"x11	11	H20199L42-EI11BSPTM...	20	19.9	104	41.6	5	18	30.7

BSPT

Helical

External / Internal



Defined by: B.S.21:1985
Tolerance class: Standard BSPT



Helical Flutes

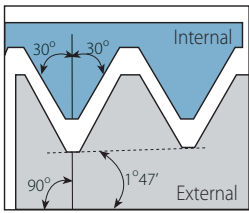
Thread	Pitch	Ordering Code	Dimensions mm				No. of Flutes	Teeth	Bore Dia.*
			D	D2	L	Le			
Standard	TPI	External / Internal	D	D2	L	Le	Z	Zt	mm
1/16"x28	28	H06058L16-EI28BSPT-TM...	6	5.8	57	16.3	3	18	6.7
1/8"x28	28	H08077L20-EI28BSPT-TM...	8	7.7	63	20.0	3	22	8.7
1/4"x19	19	H10099L27-EI19BSPT-TM...	10	9.9	73	26.7	4	20	11.8
3/8"x19	19	H16134L33-EI19BSPT-TM...	16	13.4	92	33.4	4	25	15.2
1/2", 3/4"x14	14	H16157L44-EI14BSPT-TM...	16	15.7	92	43.5	5	24	19.0
1", 1 1/2", 2", 2 1/2"x11	11	H20199L42-EI11BSPT-TM...	20	19.9	104	41.6	5	18	30.7

* Bore diameter applies to smallest thread dia.

NPT

Helical

External / Internal



Defined by: USAS B2.1:1968
Tolerance class: Standard NPT


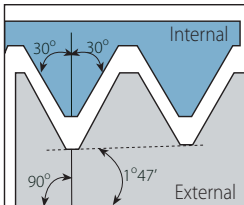
Helical Flutes

Thread	Pitch	Ordering Code	Dimensions mm				No. of Flutes	Teeth	Bore Dia.*
Standard	TPI	External / Internal	D	D2	L	Le	Z	Zt	mm
1/16"x27	27	H06053L09-EI27NPT-TM...	6	5.3	57	9.4	3	10	6.3
1/8"x27	27	H08075L09-EI27NPT-TM...	8	7.5	63	9.4	4	10	8.5
1/4"x18	18	H10094L14-EI18NPT-TM...	10	9.4	73	14.1	4	10	11.1
3/8"x18	18	H12119L14-EI18NPT-TM...	12	11.9	83	14.1	4	10	14.5
1/2", 3/4"x14	14	H16155L25-EI14NPT-TM...	16	15.5	92	25.4	5	14	17.7, 23.0
1"-2"x11.5	11.5	H20199L33-EI11.5NPT-TM...	20	19.9	104	33.1	5	15	29.0-56.0
2 1/2", 3"x8	8	H20199L38-EI8NPT-TM...	20	19.9	104	38.1	4	12	66.5

NPTF

Helical

External / Internal



Defined by: ANSI 1.20.3-1976
Tolerance class: Standard NPTF

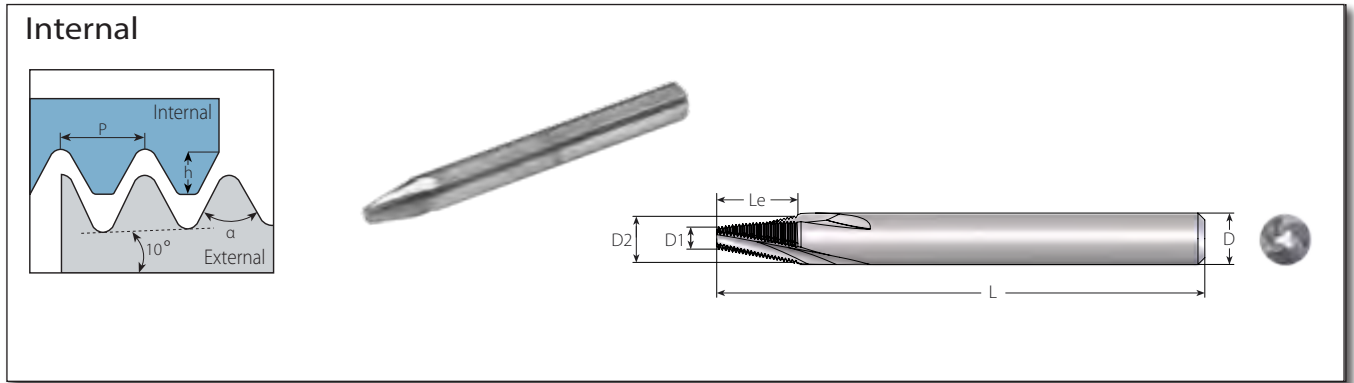
Helical Flutes

Thread	Pitch	Ordering Code	Dimensions mm				No. of Flutes	Teeth	Bore Dia.*
Standard	TPI	External / Internal	D	D2	L	Le	Z	Zt	mm
1/16"x27	27	H06053L09-EI27NPTFTM...	6	5.3	57	9.4	3	10	6.3
1/8"x27	27	H08075L09-EI27NPTFTM...	8	7.5	63	9.4	4	10	8.4
1/4"x18	18	H10094L14-EI18NPTFTM...	10	9.4	73	14.1	4	10	11.1
3/8"x18	18	H12119L14-EI18NPTFTM...	12	11.9	83	14.1	4	10	14.7
1/2", 3/4"x14	14	H16155L25-EI14NPTFTM...	16	15.5	92	25.4	5	14	17.9, 23.4
1"-2"x11.5	11.5	H20199L33-EI11.5NPTFTM...	20	19.9	104	33.1	5	15	29.4-56.2
2 1/2", 3"x8	8	H20199L38-EI8NPTFTM...	20	19.9	104	38.1	4	12	67.0

* Bore diameter applies to smallest thread dia.

Tap 60°, Tap 55°

Helical



Helical Flutes - Taper 60° TM Solid Helical Flutes for Bone Plate Applications

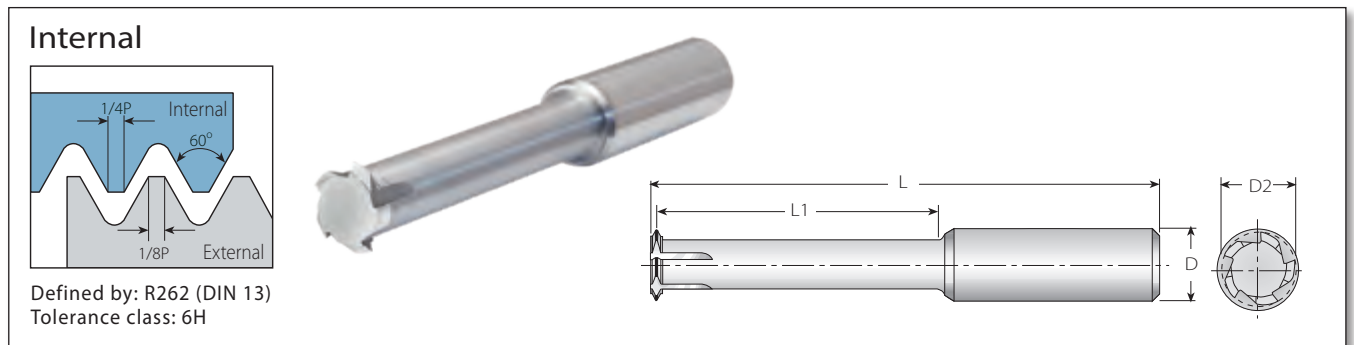
Pitch	Ordering Code	Taper	Thread Angle	Profile Height	Dimensions mm					No. of Flutes	Teeth
mm	Internal		α	h	D	D2	D1	L	Le	Z	Zt
0.4	H06059L080-10.4TAP60TM...	20°	60°	0.20	6	5.9	3.2	57	8.0	3	20
0.5	H06059L090-10.5TAP60TM...	20°	60°	0.25	6	5.9	2.9	57	9.0	3	18

Helical Flutes - Taper 55° TM Solid Helical Flutes for Bone Plate Applications

Pitch	Ordering Code	Taper	Thread Angle	Profile Height	Dimensions mm					No. of Flutes	Teeth
mm	Internal		α	h	D	D2	D1	L	Le	Z	Zt
0.3	H03028L039-10.3TAP55TM...	20°	55°	0.18	3	2.8	1.5	38	3.9	3	13
0.35	H04039L063-10.35TAP55TM...	20°	55°	0.20	4	3.9	1.8	45	6.3	3	18
0.4	H06059L100-10.4TAP55TM...	20°	55°	0.29	6	5.9	2.5	57	10.0	3	25
0.5	H06059L090-10.5TAP55TM...	20°	55°	0.33	6	5.9	2.9	57	9.0	3	18
0.6	H06059L066-10.6TAP55TM...	20°	55°	0.47	6	5.9	3.8	57	6.6	3	11

ISO Metric

Deep Threading




Deep Threading - Long Tools for Deep Holes

3 x Do (L1 ≤ 3 x Thread Diameter)

Thread	Pitch	Ordering Code	Dimensions mm				No. of Flutes	Teeth	Bore Dia.
M Coarse	mm	Internal	D	D2	L	L1	Z	Zt	mm
M6x1	1.0	D1T08041-I1.0ISOTM...	8	4.1	63	19	3	1	5.0
M8x1.25	1.25	D1T10058-I1.25ISOTM...	10	5.8	73	26	3	1	6.8
M10x1.5	1.50	D1T10077-I1.50ISOTM...	10	7.7	73	32	3	1	8.5
M12x1.5	1.50	D1T12094-I1.50ISOTM...	12	9.4	83	38	4	1	10.5
M12x1.75	1.75	D1T12087-I1.75ISOTM...	12	8.7	83	38	4	1	10.2
M14x2	2.0	D1T16102-I2.0ISOTM...	16	10.2	92	44	4	1	12.0
M16x2	2.0	D1T16122-I2.0ISOTM...	16	12.2	100	50	4	1	14.0
M18x2.5	2.50	D1T16129-I2.5ISOTM...	16	12.9	108	57	5	1	15.5
M20x2.5	2.50	D1T16148-I2.5ISOTM...	16	14.8	114	63	5	1	17.5

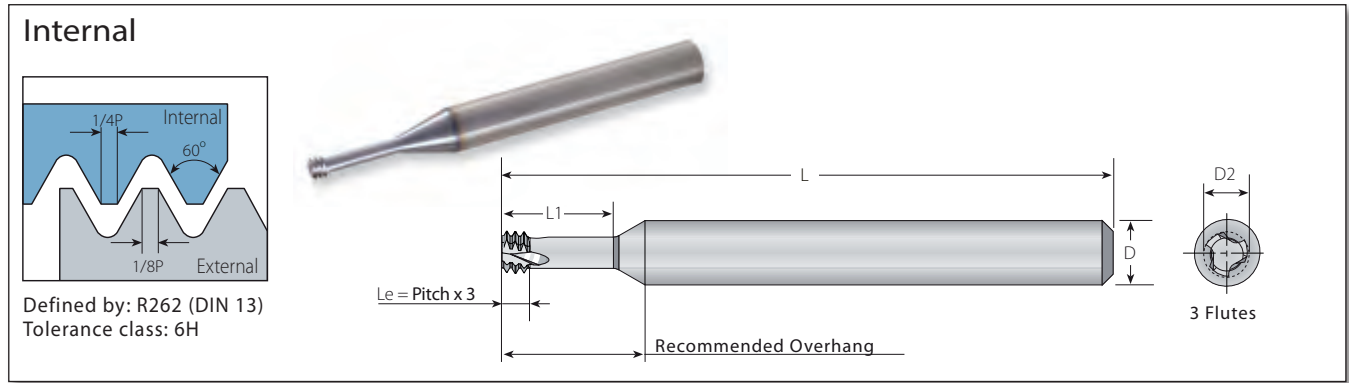
Partial Profile 60°

Deep Threading



Deep Threading - Long Tools for Deep Holes

Min. Thread		Pitch		Ordering Code	Dimensions mm						
M Coarse	M Fine	UN, UNS, UNF, UNEF	mm	TPI	Internal	D	D2	L	L1	Z	Zt
M5x0.8	M5x0.5, M5X0.75	No.10-56UNS, No.10-48UNS, No.10-40UNS, No.10-36UNS, No.10-32UNF	0.5-0.8	32-56	D1T04390L160-ITA60TM...	4	3.90	45	16	4	1
M6x1.0	M6x0.5, M6X0.75	No.12-56UNS, No.12-48UNS, 1/4-40UNS, 1/4-36UNS, 1/4-32UNEF, 1/4-28UNF, 1/4-27UNS, 1/4-24UNS	0.5-1.0	24-56	D1T06485L200-ITB60TM...	6	4.85	51	20	5	1
M8x1.25	M7x0.5, M7x0.75, M7.5x1.0	5/16-48UNS, 5/16-40UNS, 5/16-36UNS, 5/16-32UNEF, 5/16-28UN, 5/16-27UNS, 5/16-24UNS, 5/16-20UN	0.5-1.25	20-48	D1T06590L250-ITF60TM...	6	5.90	64	25	5	1
-	M10.5x0.5, M11x0.75, M11x1.0	7/16-32UN, 7/16-28UNEF, 7/16-27UNS, 7/16-24UNS	0.5-1.0	24-56	D1T10990L350-ITB60TM...	10	9.90	73	35	6	1
M10x1.5	M10x1.0, M10X1.25	3/8-24UNF, 3/8-20UN, 7/16-18UNS, 7/16-16UN	1.0-1.50	16-24	D1T08790L320-ITC60TM...	8	7.90	63	32	6	1
M12x1.75	M12x1.0, M12X1.25, M12x1.5	1/2-24UNS, 1/2-20UNS, 1/2-18UNS, 1/2-16UNS, 1/2-14UNS	1.0-1.75	14-24	D1T10990L380-ITD60TM...	10	9.90	73	38	6	1
-	M13.5x1.0, M14x1.25, M14x1.5	5/8-24UNEF	1.0-1.75	14-24	D1T12119L450-ITD60TM...	12	11.90	83	45	6	1



MilliPro
Miniature Thread Mills

2 x Do (L1 ≤ 2 x Thread Diameter)

Thread		Pitch	Ordering Code	Dimensions mm			No. of Flutes	Teeth	Bore Dia.*	
M Coarse	M Fine	mm	Internal	D	D2	L	L1	Z	Zt	mm
M1.6x0.35		0.35	D3T03012L034-I0.35ISOTM...	3	1.20	30	3.4	3	3	1.25
M2x0.4		0.4	D3T06015L042-I0.4ISOTM...	6	1.55	57	4.2	3	3	1.6
M2.2x0.45		0.45	D3T06016L046-I0.45ISOTM...	6	1.65	57	4.6	3	3	1.75
M2.5x0.45		0.45	D3T06019L052-I0.45ISOTM...	6	1.95	57	5.2	3	3	2.05
M3x0.5	M3.5-M16x0.5	0.5	D3T06024L062-I0.5ISOTM...	6	2.40	57	6.2	3	3	2.5
M3.5x0.6		0.6	D3T06027L073-I0.6ISOTM...	6	2.75	57	7.3	3	3	2.9
M4x0.7		0.7	D3T06031L083-I0.7ISOTM...	6	3.15	57	8.3	3	3	3.3
M5x0.8		0.8	D3T06040L104-I0.8ISOTM...	6	4.05	57	10.4	3	3	4.2
M6x1.0	M8-M40x1.0	1.0	D3T06048L125-I1.0ISOTM...	6	4.80	57	12.5	3	3	5.0
M8x1.25		1.25	D3T08065L166-I1.25ISOTM...	8	6.50	63	16.6	3	3	6.8
M10x1.5	M12-M48x1.50	1.50	D3T10082L208-I1.50ISOTM...	10	8.20	73	20.8	3	3	8.5
M12x1.75		1.75	D3T10099L250-I1.75ISOTM...	10	9.90	73	25.0	3	3	10.3
M16x2.0		2.0	D3T12119L330-I2.0ISOTM...	12	11.90	83	33.0	3	3	14.0
M20x2.5		2.50	D3T16159L413-I2.5ISOTM...	16	15.90	92	41.3	3	3	17.5

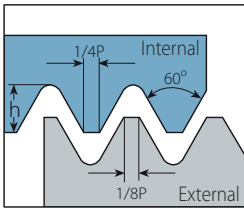
MilliPro
Miniature Thread Mills

3 x Do (L1 ≤ 3 x Thread Diameter)

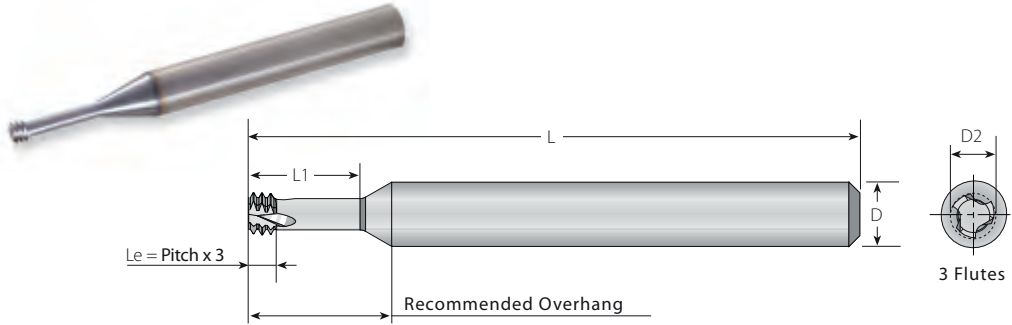
Thread		Pitch	Ordering Code	Dimensions mm			No. of Flutes	Teeth	Bore Dia.*	
M Coarse	M Fine	mm	Internal	D	D2	L	L1	Z	Zt	mm
M1.6x0.35		0.35	D3T03012L050-I0.35ISOTM...	3	1.20	30	5.0	3	3	1.25
M2x0.4		0.4	D3T03015L062-I0.4ISOTM...	3	1.55	30	6.2	3	3	1.6
M2x0.4		0.4	D3T06015L062-I0.4ISOTM...	6	1.55	57	6.2	3	3	1.6
M2.5x0.45		0.45	D3T03019L077-I0.45ISOTM...	3	1.95	30	7.7	3	3	2.05
M2.5x0.45		0.45	D3T06019L077-I0.45ISOTM...	6	1.95	57	7.7	3	3	2.05
M3x0.5	M3.5-M16x0.5	0.5	D3T03024L092-I0.5ISOTM...	3	2.40	30	9.2	3	3	2.5
M3x0.5	M3.5-M16x0.5	0.5	D3T06024L092-I0.5ISOTM...	6	2.40	57	9.2	3	3	2.5
M4x0.7		0.7	D3T06031L123-I0.7ISOTM...	6	3.15	57	12.3	3	3	3.3
M5x0.8		0.8	D3T06040L154-I0.8ISOTM...	6	4.05	57	15.4	3	3	4.2
M6x1.0	M8-M40x1.0	1.00	D3T06048L185-I1.0ISOTM...	6	4.80	57	18.5	3	3	5.0
M8x1.25		1.25	D3T08065L246-I1.25ISOTM...	8	6.50	63	24.6	3	3	6.8

* Bore diameter applies to smallest thread dia.

Internal



Defined by: ANSI B1.1:74
Tolerance class: 2B



MilliPro
Miniature Thread Mills

2 x Do (L1 ≤ 2 x Thread Diameter)

Thread		Pitch	Ordering Code	Dimensions mm			No. of Flutes	Teeth	Bore Dia.*	
UNC	UNF	TPI	Internal	D	D2	L	L1	Z	Zt	mm
	No.1-72	72	D3T06014L039-I72UNTM...	6	1.45	57	3.9	3	3	1.6
No.1-64	No.2-64	64	D3T06014L042-I64UNTM...	6	1.40	57	4.2	3	3	1.5
No.2-56	No.3-56	56	D3T06016L050-I56UNTM...	6	1.65	57	5.0	3	3	1.8
No.3-48	No.4-48	48	D3T06019L060-I48UNTM...	6	1.90	57	6.0	3	3	2.1
No.4, No.5-40	No.6-40	40	D3T06021L060-I40UNTM...	6	2.10	57	6.0	3	3	2.3
No.5-40	No.6-40	40	D3T06024L072-I40UNTM...	6	2.45	57	7.2	3	3	2.6
	No.8-36	36	D3T06033L087-I36UNTM...	6	3.30	57	8.7	3	3	3.5
No.6, No.8-32	No.10-32	32	D3T06025L074-I32UNTM...	6	2.55	57	7.4	3	3	2.8
No.8-32	No.10-32	32	D3T06032L100-I32UNTM...	6	3.20	57	10.0	3	3	3.5
	No.10-32	32	D3T06038L103-I32UNTM...	6	3.80	57	10.3	3	3	4.0
	1/4"x28	28	D3T06052L132-I28UNTM...	6	5.25	57	13.2	3	3	5.5
No.10-24	5/16"x24	24	D3T06035L102-I24UNTM...	6	3.58	57	10.2	3	3	3.9
	5/16"x24	24	D3T08066L165-I24UNTM...	8	6.68	63	16.5	3	3	6.9
1/4"x20	7/16"x20	20	D3T06048L134-I20UNTM...	6	4.88	57	13.4	3	3	5.2
	7/16"x20	20	D3T10095L230-I20UNTM...	10	9.55	73	23.0	3	3	9.9
5/16"x18		18	D3T08061L169-I18UNTM...	8	6.15	63	16.9	3	3	6.6
3/8"x16		16	D3T08067L191-I16UNTM...	8	6.70	63	19.1	3	3	8.0
7/16"x14		14	D3T10090L233-I14UNTM...	10	9.00	73	23.3	3	3	9.4

MilliPro
Miniature Thread Mills

3 x Do (L1 ≤ 3 x Thread Diameter)

Thread		Pitch	Ordering Code	Dimensions mm			No. of Flutes	Teeth	Bore Dia.*	
UNC	UNF	TPI	Internal	D	D2	L	L1	Z	Zt	mm
	No.1-72	72	D3T03014L057-I72UNTM...	3	1.45	30	5.75	3	3	1.6
	No.1-72	72	D3T06014L057-I72UNTM...	6	1.45	57	5.75	3	3	1.6
No.2-56	No.3-56	56	D3T03016L070-I56UNTM...	3	1.65	30	7.0	3	3	1.8
No.4, No.5-40	No.6-40	40	D3T03021L090-I40UNTM...	3	2.10	30	9.0	3	3	2.3
No.4, No.5-40	No.6-40	40	D3T06021L090-I40UNTM...	6	2.10	57	9.0	3	3	2.3
No.5-40	No.6-40	40	D3T06024L100-I40UNTM...	6	2.45	57	10.0	3	3	2.6
No.6, No.8-32	No.10-32	32	D3T03025L110-I32UNTM...	3	2.55	30	11.0	3	3	2.8
No.6, No.8-32	No.10-32	32	D3T06025L110-I32UNTM...	6	2.55	57	11.0	3	3	2.8
No.8-32	No.10-32	32	D3T06032L130-I32UNTM...	6	3.20	57	13.0	3	3	3.4
	No.10-32	32	D3T06038L150-I32UNTM...	6	3.80	57	15.1	3	3	4.0
No.12-28	1/4"x28	28	D3T06044L170-I28UNTM...	6	4.40	57	17.0	3	3	4.7
	1/4"x28	28	D3T06052L196-I28UNTM...	6	5.25	57	19.6	3	3	5.5
	5/16"x24	24	D3T08066L245-I24UNTM...	8	6.68	63	24.5	3	3	6.9
1/4"x20	7/16"x20	20	D3T06048L198-I20UNTM...	6	4.88	57	19.8	3	3	5.1
5/16"x18		18	D3T08061L239-I18UNTM...	8	6.15	63	24.0	3	3	6.6

* Bore diameter applies to smallest thread dia.

Internal

Defined by: MIL-S-8879C
Tolerance class: 3B

3 Flutes

MilliPro - Miniature Thread Mills

3 x Do (L1 ≤ 3 x Thread Diameter)

Thread	Pitch	Ordering Code	Dimensions mm				No. of Flutes	Teeth	Bore Dia.*	
UNJC	UNJF	TPI	Internal	D	D2	L	L1	Z	Zt	mm
0.138" (#6)	0.190" (#10)	32	D3T06027L110-I32UNJTM...	6	2.70	57	11.0	3	3	2.8
	0.250" (1/4")	28	D3T06054L195-I28UNJTM...	6	5.40	57	19.5	3	3	5.6
0.190" (#10)		24	D3T06037L149-I24UNJTM...	6	3.70	57	14.9	3	3	4.0
	0.3125" (5/16")	24	D3T08067L241-I24UNJTM...	8	6.70	63	24.1	3	3	7.0
0.250" (1/4")		20	D3T06050L195-I20UNJTM...	6	5.00	57	19.5	3	3	5.3
	0.4375" (7/16")	20	D3T10096L335-I20UNJTM...	10	9.60	73	33.5	3	3	10.0
0.3125" (5/16")	0.5625" (9/16")	18	D3T08064L241-I18UNJTM...	8	6.40	63	24.1	3	3	6.75
0.375" (3/8")	0.750" (3/4")	16	D3T08077L290-I16UNJTM...	8	7.70	63	29.0	3	3	8.1
0.4375" (7/16")	0.875" (7/8")	14	D3T10092L335-I14UNJTM...	10	9.20	73	33.5	3	3	9.5
0.500" (1/2")		13	D3T10099L385-I13UNJTM...	10	9.90	73	38.5	3	3	11.0

Internal

Defined by: ISO 5855
Tolerance class: 4h/6h-4H/5H

3 Flutes

MilliPro - Miniature Thread Mills

3 x Do (L1 ≤ 3 x Thread Diameter)

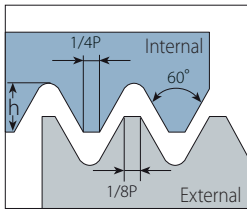
Thread	Pitch	Ordering Code	Dimensions mm				No. of Flutes	Teeth	Bore Dia.
Standard	mm	Internal	D	D2	L	L1	Z	Zt	mm
MJ3x0.5	0.5	D3T06024L092-I0.5MJTM...	6	2.40	57	9.2	3	3	2.6
MJ3.5x0.6	0.6	D3T06028L110-I0.6MJTM...	6	2.85	57	11.0	3	3	3.0
MJ4x0.7	0.7	D3T06031L123-I0.7MJTM...	6	3.15	57	12.3	3	3	3.4
MJ5x0.8	0.8	D3T06040L154-I0.8MJTM...	6	4.05	57	15.4	3	3	4.3
MJ6x1.0	1.0	D3T06048L185-I1.0MJTM...	6	4.80	57	18.5	3	3	5.1
MJ8x1.25	1.25	D3T08065L246-I1.25MJTM...	8	6.50	63	24.6	3	3	6.9
MJ10x1.5	1.50	D3T10082L308-I1.50MJTM...	10	8.20	73	30.8	3	3	8.7
MJ12x1.75	1.75	D3T10099L370-I1.75MJTM...	10	9.90	73	37.0	3	3	10.4
MJ14x2	2.0	D3T12119L425-I2.0MJTM...	12	11.90	83	42.5	3	3	12.25

* Bore diameter applies to smallest thread dia.

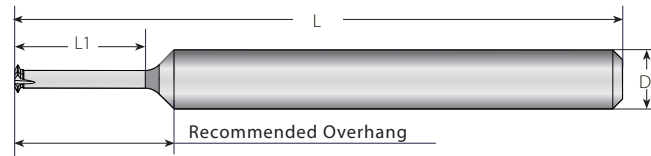

ISO Metric

MilliPro Dental

Internal



Defined by: R262 (DIN 13)
Tolerance class: 6H



MilliPro Dental Miniature Thread Mills for Dental Implants

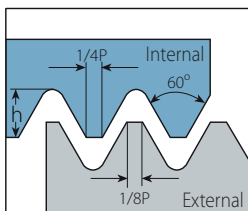
3xDo (L1 ≤ 3 x Thread Diameter)

Thread		Pitch	Ordering Code	Dimensions mm				No. of Flutes	Teeth	Bore Dia.
M Coarse	M Fine	mm	Internal	D	D2	L	L1	Z	Zt	mm
M1.0x0.25	M1.4x0.25	0.25	D1T03007L031-I0.25ISOTM...	3	0.70	31	3.1	3	1	0.75
M1.2x0.25	M1.4x0.25	0.25	D1T03009L038-I0.25ISOTM...	3	0.90	31	3.8	3	1	0.95
M1.4x0.3	-	0.30	D1T03011L044-I0.30ISOTM...	3	1.05	31	4.4	3	1	1.15
M1.6x0.35	-	0.35	D1T03012L050-I0.35ISOTM...	3	1.20	31	5.0	3	1	1.30
M1.8x0.35	M2.0x0.35	0.35	D1T03014L056-I0.35ISOTM...	3	1.40	31	5.6	3	1	1.50
M2.0x0.4	-	0.40	D1T03015L062-I0.40ISOTM...	3	1.50	31	6.2	3	1	1.65
M2.5x0.45	-	0.45	D1T03019L077-I0.45ISOTM...	3	1.95	31	7.7	3	1	2.10

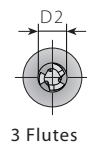
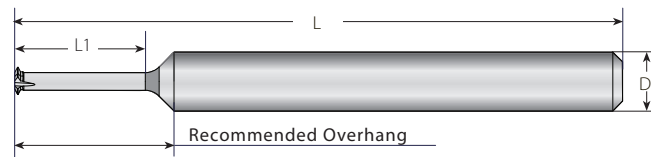

American UN

MilliPro Dental

Internal



Defined by: ANSI B1.1:74
Tolerance class: 2B



MilliPro Dental Miniature Thread Mills for Dental Implants

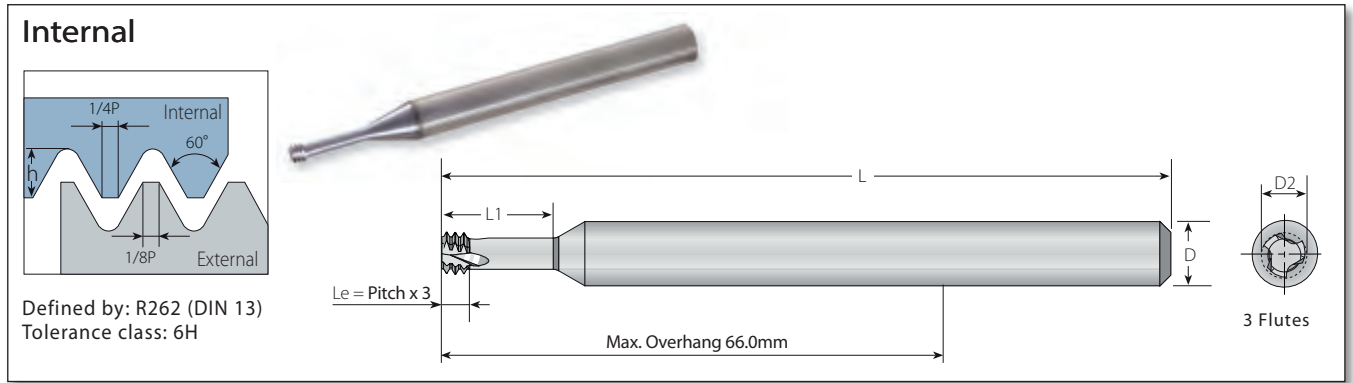
3xDo (L1 ≤ 3 x Thread Diameter)

Thread		Pitch	Ordering Code	Dimensions mm				No. of Flutes	Teeth	Bore Dia.
UNF	TPI		Internal	D	D2	L	L1	Z	Zt	mm
0-80	80		D1T03011L046-I80UNTM...	3	1.15	31	4.6	3	1	1.30
1-72	72		D1T03014L065-I72UNTM...	3	1.45	31	6.5	3	1	1.60

The MilliPro Dental line was specially designed for machining Titanium and Stainless Steel in high RPM. MilliPro Dental D1T tools are also suitable for general use applications.

ISO Metric

MilliPro EL



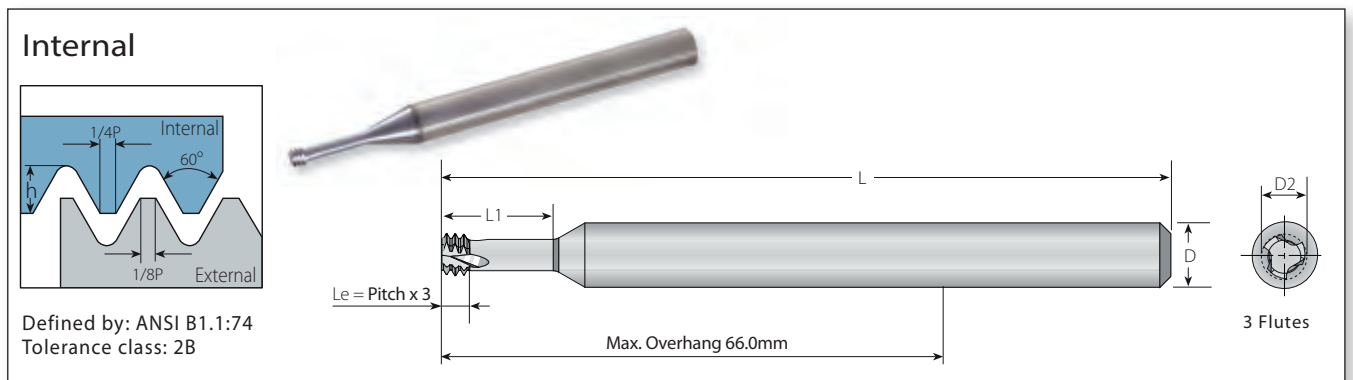
MilliPro EL Miniature Thread Mills , Extra Long Tools

2 x Do (L1 ≤ 2 x Thread Diameter)

Thread		Pitch	Ordering Code	Dimensions mm				No. of Flutes	Teeth	Bore Dia.*
M Coarse	M Fine	mm	Internal	D	D2	L	L1	Z	Zt	mm
M2x0.4		0.4	D3T06015L042-10.4ISOTML...	6	1.55	100	4.2	3	3	1.6
M2.5x0.45		0.45	D3T06019L052-10.45ISOTML...	6	1.95	100	5.2	3	3	2.05
M3x0.5	M3.5-M16x0.5	0.5	D3T06024L062-10.5ISOTML...	6	2.40	100	6.2	3	3	2.5

American UN

MilliPro EL



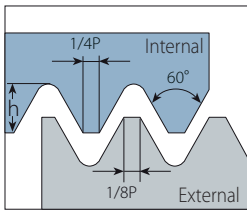
MilliPro EL Miniature Thread Mills, Extra Long Tools

2 x Do (L1 ≤ 2 x Thread Diameter)

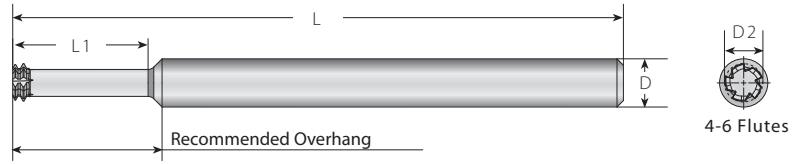
Thread		Pitch	Ordering Code	Dimensions mm				No. of Flutes	Teeth	Bore Dia.*
UNC	UNF	TPI	Internal	D	D2	L	L1	Z	Zt	mm
No.2-56	No.3-56	56	D3T06016L050-156UNTML...	6	1.65	100	5.0	3	3	1.8
No.4, No.5-40	No.6-40	40	D3T06021L060-140UNTML...	6	2.10	100	6.0	3	3	2.3
No.6, No.8-32	No.10-32	32	D3T06025L074-132UNTML...	6	2.55	100	7.4	3	3	2.8
No.8-32	No.10-32	32	D3T06032L100-132UNTML...	6	3.20	100	10.0	3	3	3.4

* Bore diameter applies to smallest thread dia.

Internal



Defined by: R262 (DIN 13)
Tolerance class: 6H



Left Hand Tool

MilliPro HD
Miniature Thread Mills for Hard Materials Up to 62HRc

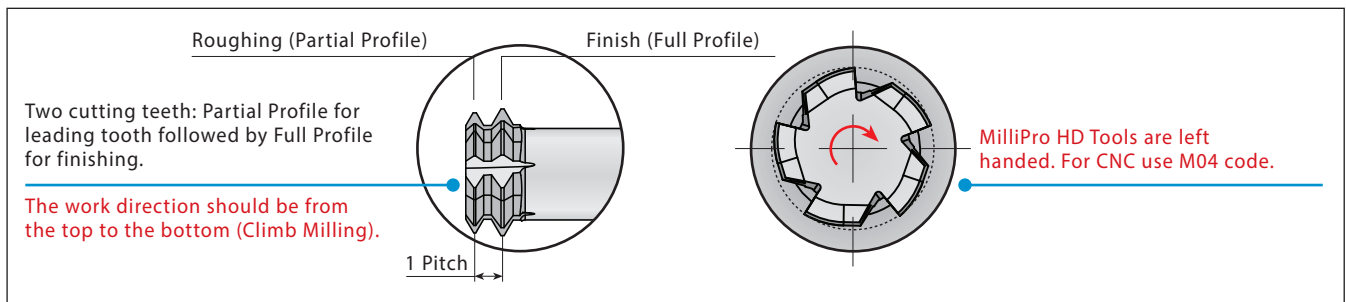
2 x Do (L1 ≤ 2 x Thread Diameter)

Thread		Pitch	Ordering Code	Dimensions mm				No. of Flutes	Teeth	Bore Dia.*
M Coarse	M Fine	mm	Internal	D	D2	L	L1	Z	Zt	mm
M2x0.4		0.4	S2L06015L042-I0.4ISOTM...	6	1.55	76	4.60	4	2	1.6
M2.2x0.45		0.45	S2L06016L046-I0.45ISOTM...	6	1.65	76	5.05	4	2	1.8
M2.5x0.45		0.45	S2L06019L052-I0.45ISOTM...	6	1.95	76	5.65	4	2	2.05
M3x0.5	M3.5-M16x0.5	0.5	S2L06024L062-I0.5ISOTM...	6	2.40	76	6.75	4	2	2.55
M3.5x0.6		0.6	S2L06027L073-I0.6ISOTM...	6	2.75	76	7.90	4	2	2.95
M4x0.7		0.7	S2L06031L083-I0.7ISOTM...	6	3.15	76	9.05	4	2	3.35
M5x0.8		0.8	S2L06040L104-I0.8ISOTM...	6	4.05	76	11.20	4	2	4.3
M6x1.0	M8-M40x1.0	1.0	S2L06048L125-I1.0ISOTM...	6	4.80	76	13.50	5	2	5.1
M8x1.25		1.25	S2L08065L166-I1.25ISOTM...	8	6.50	80	17.85	5	2	6.8
M10x1.5	M12-M48x1.50	1.50	S2L08079L208-I1.50ISOTM...	8	7.90	80	22.30	6	2	8.6
M12x1.75		1.75	S2L10099L250-I1.75ISOTM...	10	9.90	101	26.75	6	2	10.4

MilliPro HD
Miniature Thread Mills for Hard Materials Up to 62HRc

3 x Do (L1 ≤ 3 x Thread Diameter)

Thread		Pitch	Ordering Code	Dimensions mm				No. of Flutes	Teeth	Bore Dia.*
M Coarse	M Fine	mm	Internal	D	D2	L	L1	Z	Zt	mm
M2x0.4		0.4	S2L06015L062-I0.4ISOTM...	6	1.55	76	6.60	4	2	1.6
M2.5x0.45		0.45	S2L06019L077-I0.45ISOTM...	6	1.95	76	8.15	4	2	2.05
M3x0.5	M3.5-M16x0.5	0.5	S2L06024L092-I0.5ISOTM...	6	2.40	76	9.75	4	2	2.55
M4x0.7		0.7	S2L06031L123-I0.7ISOTM...	6	3.15	76	13.05	4	2	3.35
M5x0.8		0.8	S2L06040L154-I0.8ISOTM...	6	4.05	76	16.20	4	2	4.3
M6x1.0	M8-M40x1.0	1.0	S2L06048L185-I1.0ISOTM...	6	4.80	76	19.50	5	2	5.1
M8x1.25		1.25	S2L08065L246-I1.25ISOTM...	8	6.50	80	25.85	5	2	6.8



* Bore diameter applies to smallest thread dia.

Internal

Defined by: ANSI B1.1:74
Tolerance class: 2B

Left Hand Tool

MilliPro HD

Miniature Thread Mills for Hard Materials Up to 62HRc

2 x Do (L1 ≤ 2 x Thread Diameter)

Thread		Pitch	Ordering Code	Dimensions mm			No. of Flutes	Teeth	Bore Dia.*	
UNC	UNF	TPI	Internal	D	D2	L	L1	Z	Zt	mm
No.2-56	No.3-56	56	S2L06016L050-I56UNTM...	6	1.65	76	5.45	4	2	1.80
No.3-48	No.4-48	48	S2L06019L060-I48UNTM...	6	1.90	76	6.53	4	2	2.10
No.4-40, No.5-40	No.6-40	40	S2L06021L060-I40UNTM...	6	2.10	76	6.64	4	2	2.35
No.5-40	No.6-40	40	S2L06024L072-I40UNTM...	6	2.45	76	7.84	4	2	2.65
	No.8-36	36	S2L06033L087-I36UNTM...	6	3.30	76	9.41	4	2	3.55
No.6-32, No.8-32	No.10-32	32	S2L06025L074-I32UNTM...	6	2.55	76	8.20	4	2	2.85
No.8-32	No.10-32	32	S2L06032L100-I32UNTM...	6	3.20	76	10.79	4	2	3.50
	No.10-32	32	S2L06037L100-I32UNTM...	6	3.70	76	10.80	4	2	4.17
	1/4"x28	28	S2L06052L132-I28UNTM...	6	5.25	76	14.11	5	2	5.55
No.10-24	5/16"x24	24	S2L06035L102-I24UNTM...	6	3.58	76	11.26	4	2	3.90
	5/16"x24	24	S2L08066L165-I24UNTM...	8	6.68	80	17.56	5	2	7.00
1/4"-20	7/16"x20	20	S2L06048L134-I20UNTM...	6	4.88	76	14.67	5	2	5.20
	7/16"x20	20	S2L10095L230-I20UNTM...	10	9.55	101	24.27	6	2	9.90
5/16"x18		18	S2L08061L160-I18UNTM...	8	6.15	80	18.17	4	2	6.50
3/8"x16		16	S2L08076L197-I16UNTM...	8	7.65	80	21.29	5	2	8.00
7/16"x14		14	S2L10090L233-I14UNTM...	10	9.00	101	25.11	6	2	9.50
1/2"x13		13	S2L10099L256-I13UNTM...	10	9.90	101	27.55	6	2	10.90

MilliPro HD

Miniature Thread Mills for Hard Materials Up to 62HRc

3 x Do (L1 ≤ 3 x Thread Diameter)

Thread		Pitch	Ordering Code	Dimensions mm			No. of Flutes	Teeth	Bore Dia.*	
UNC	UNF	TPI	Internal	D	D2	L	L1	Z	Zt	mm
No.4-40, No.5-40	No.6-40	40	S2L06021L090-I40UNTM...	6	2.10	76	9.64	4	2	2.35
No.5-40	No.6-40	40	S2L06024L100-I40UNTM...	6	2.45	76	10.64	4	2	2.65
No.6-32, No.8-32	No.10-32	32	S2L06025L110-I32UNTM...	6	2.55	76	11.79	4	2	2.85
No.8-32	No.10-32	32	S2L06032L130-I32UNTM...	6	3.20	76	13.79	4	2	3.50
	1/4"x28	28	S2L06052L196-I28UNTM...	6	5.25	76	20.51	5	2	5.55
	5/16"x24	24	S2L08066L245-I24UNTM...	8	6.68	80	25.56	5	2	7.00
1/4"x20	7/16"x20	20	S2L06048L198-I20UNTM...	6	4.88	76	21.07	5	2	5.20
5/16"x18		18	S2L08061L240-I18UNTM...	8	6.15	80	26.17	4	2	6.50
7/16"x14		14	S2L10090L335-I14UNTM...	10	9.00	101	35.31	6	2	9.50

Roughing (Partial Profile) **Finish (Full Profile)**

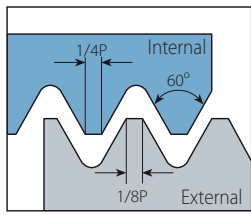
Two cutting teeth: Partial Profile for leading tooth followed by Full Profile for finishing.

The work direction should be from the top to the bottom (Climb Milling).

MilliPro HD Tools are left handed. For CNC use M04 code.

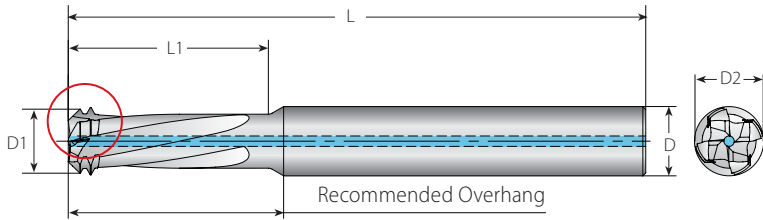
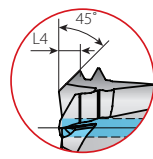
* Bore diameter applies to smallest thread dia.

Internal



Defined by: R262 (DIN 13)
Tolerance class: 6H

Coolant available only when specified



Left Hand Tool

TMDR - Drilling, Thread Milling & Chamfering

2 x Do (L1 ≤ 2 x Thread Diameter)

Thread		Pitch	Ordering Code	Dimensions mm				No. of Flutes	Teeth		
M Coarse	M Fine	mm	Internal	D	D2	L	L1	Z	Zt	L4*	D1
Without coolant											
M3x0.5	M4x0.5	0.50	TD-2L06024L070-I0.50ISO...	6	2.40	58	7.0	3	2	0.40	2.08
	M4x0.7	0.70	TD-2L06032L092-I0.70ISO...	6	3.20	58	9.2	3	2	0.57	2.88
	M5x0.8	0.80	TD-2L06039L115-I0.80ISO...	6	3.90	58	11.5	3	2	0.70	3.51
M6-M7x1.0	M8-M9x1.0	1.00	TD-2L06047L140-I1.00ISO...	6	4.70	58	14.0	3	2	0.79	4.16
With coolant											
M6-M7x1.0	M8-M9x1.0	1.00	TDC2L08047L140-I1.00ISO...	8	4.70	64	14.0	3	2	0.79	4.16
M8x1.25	M9-M12x1.25	1.25	TDC2L08061L180-I1.25ISO...	8	6.10	64	18.0	4	2	0.90	5.57
M10x1.5	M11-M15x1.5	1.50	TDC2L08078L230-I1.50ISO...	8	7.80	64	23.0	4	2	1.12	7.24
M12x1.75		1.75	TDC2L10090L260-I1.75ISO...	10	9.00	80	26.0	4	2	1.20	8.35
M16x2.0	M17-M23x2.0	2.00	TDC2L12118L350-I2.00ISO...	12	11.80	100	35.0	4	2	2.00	11.13
M18-M22x2.50		2.50	TDC2L16150L446-I2.5ISO...	16	15.00	135	44.6	4	2	2.25	14.08

TMDR - Drilling, Thread Milling & Chamfering

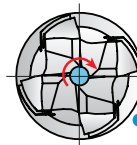
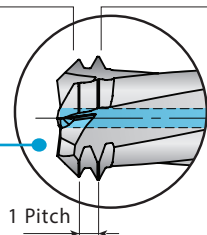
2.5 x Do (L1 ≤ 2.5 x Thread Diameter)

Thread		Pitch	Ordering Code	Dimensions mm				No. of Flutes	Teeth		
M Coarse	M Fine	mm	Internal	D	D2	L	L1	Z	Zt	L4*	D1
Without coolant											
M3x0.5	M4x0.5	0.50	TD-2L06024L085-I0.50ISO...	6	2.40	58	8.5	3	2	0.40	2.08
	M4x0.7	0.70	TD-2L06032L112-I0.70ISO...	6	3.20	58	11.2	3	2	0.57	2.88
	M5x0.8	0.80	TD-2L06039L144-I0.80ISO...	6	3.90	58	14.4	3	2	0.70	3.51
M6-M7x1.0	M8-M9x1.0	1.00	TD-2L06047L170-I1.00ISO...	6	4.70	58	17.0	3	2	0.79	4.16
With coolant											
M6-M7x1.0	M8-M9x1.0	1.00	TDC2L08047L170-I1.00ISO...	8	4.70	64	17.0	3	2	0.79	4.16
M8x1.25	M9-M12x1.25	1.25	TDC2L08061L220-I1.25ISO...	8	6.10	64	22.0	4	2	0.90	5.57
M18-M22x2.50		2.50	TDC2L16150L546-I2.5ISO...	16	15.00	135	54.6	4	2	2.25	14.08

1st Tooth: Partial Profile (Roughing) 2nd Tooth: Full Profile (Finish)

Two cutting teeth: Partial Profile for leading tooth followed by Full Profile for finishing.

The work direction should be from the outside inwards (Climb Milling).



TMDR Tools are left handed. For CNC use M04 code.

* Please use the VARGUS GENIUS™ for Chamfer recommendations

Internal

Defined by: ANSI B1.1:74
Tolerance class: 2B
Coolant available only when specified

Left Hand Tool

TMDR - Drilling, Thread Milling & Chamfering

2 x Do (L1 ≤ 2 x Thread Diameter)

Thread		Pitch	Ordering Code	Dimensions mm			No. of Flutes	Teeth					
UNC	UNF	UN	TPI	Internal	D	D2	L	L1	Z	Zt	L4*	D1	
Without coolant													
No.4-40, No.5-40	No.6-40		40	TD-2L06021L072-I40UNC...	6	2.10	58	7.2	3	2	0.38	1.76	
No.6-32, No.8-32			32	TD-2L06026L086-I32UNC...	6	2.60	58	8.6	3	2	0.45	2.21	
No.8-32	No.10-32		32	TD-2L06030L100-I32UNC...	6	3.00	58	10.0	3	2	0.60	2.62	
		1/4"x28	5/16"x28	28	TD-2L06050L144-I28UNF...	6	5.00	58	14.4	3	2	0.69	4.58
No.10-24, No.12-24			24	TD-2L06035L114-I24UNC...	6	3.50	58	11.4	3	2	0.80	3.18	
1/4"x20			5/16"x20	20	TD-2L06048L145-I20UNC...	6	4.80	58	14.5	3	2	0.80	4.29
With coolant													
1/4"x28			5/16"x28	28	TDC2L08050L144-I28UNF...	8	5.00	64	14.4	3	2	0.69	4.58
5/16"x24, 3/8"x24			24	TDC2L08065L176-I24UNF...	8	6.50	64	17.6	3	2	0.85	6.02	
1/4"x20			5/16"x20	20	TDC2L08048L145-I20UNC...	8	4.80	64	14.5	3	2	0.80	4.29

TMDR - Drilling, Thread Milling & Chamfering

2.5 x Do (L1 ≤ 2.5 x Thread Diameter)

Thread		Pitch	Ordering Code	Dimensions mm			No. of Flutes	Teeth					
UNC	UNF	UN	TPI	Internal	D	D2	L	L1	Z	Zt	L4*	D1	
Without coolant													
No.4-40, No.5-40	No.6-40		40	TD-2L06021L088-I40UNC...	6	2.10	58	8.8	3	2	0.38	1.76	
No.6-32, No.8-32			32	TD-2L06026L105-I32UNC...	6	2.60	58	10.5	3	2	0.45	2.21	
No.8-32	No.10-32		32	TD-2L06030L122-I32UNC...	6	3.00	58	12.2	3	2	0.60	2.62	
		1/4"x28	5/16"x28	28	TD-2L06050L178-I28UNF...	6	5.00	58	17.8	3	2	0.69	4.58
1/4"x20			5/16"x20	20	TD-2L06048L180-I20UNC...	6	4.80	58	18.0	3	2	0.80	4.29
With coolant													
1/4"x28			5/16"x28	28	TDC2L08050L178-I28UNF...	8	5.00	64	17.8	3	2	0.69	4.58
5/16"x24, 3/8"x24			24	TDC2L08065L218-I24UNF...	8	6.50	64	21.8	3	2	0.85	6.02	
1/4"x20			5/16"x20	20	TDC2L08048L180-I20UNC...	8	4.80	64	18.0	3	2	0.80	4.29
3/8"x16			7/16"x16	16	TDC2L08067L260-I16UNC...	8	6.70	64	26.0	4	2	1.10	6.18

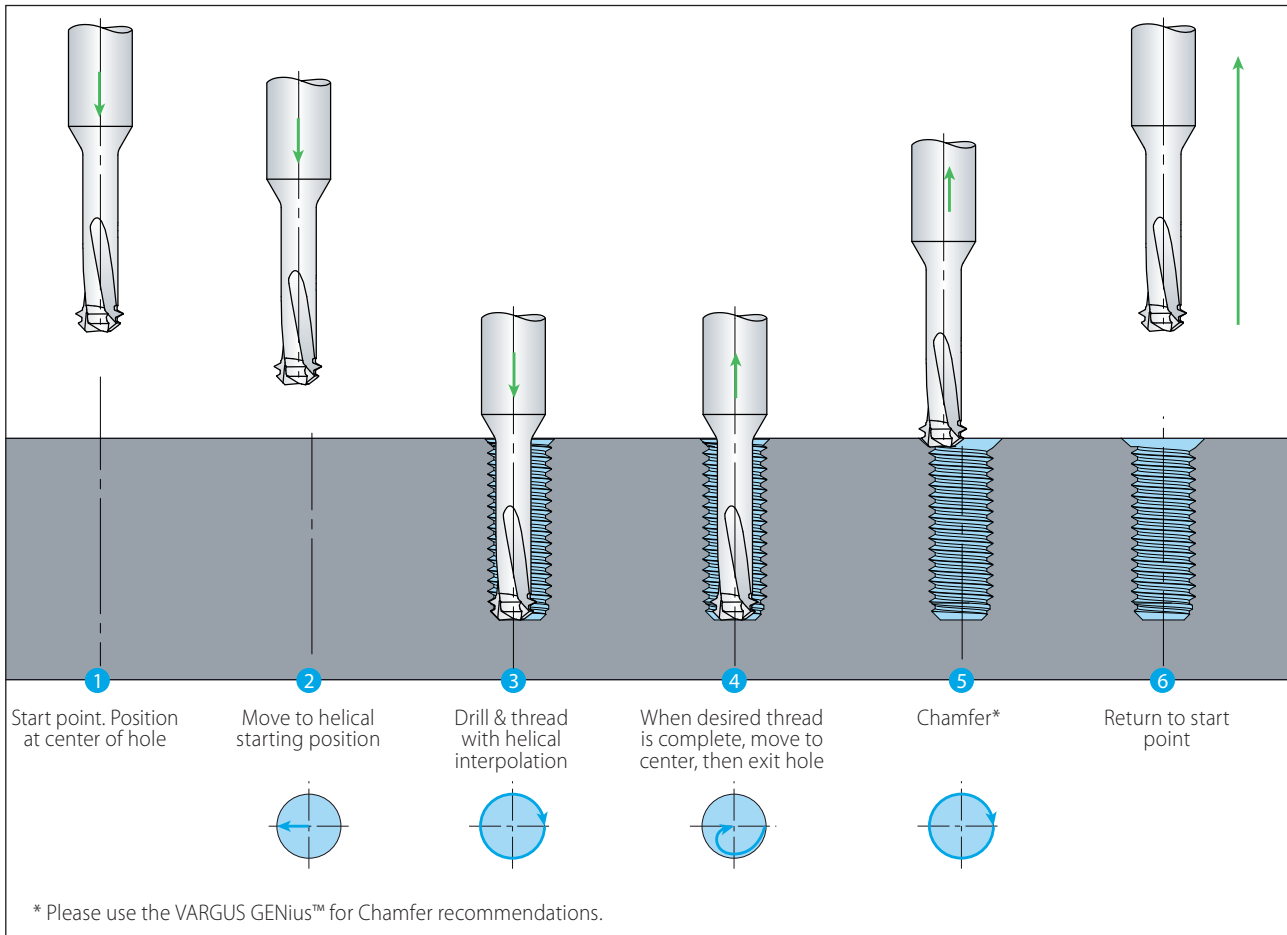
1st Tooth: Partial Profile (Roughing) 2nd Tooth: Full Profile (Finish)

Two cutting teeth: Partial Profile for leading tooth followed by Full Profile for finishing.

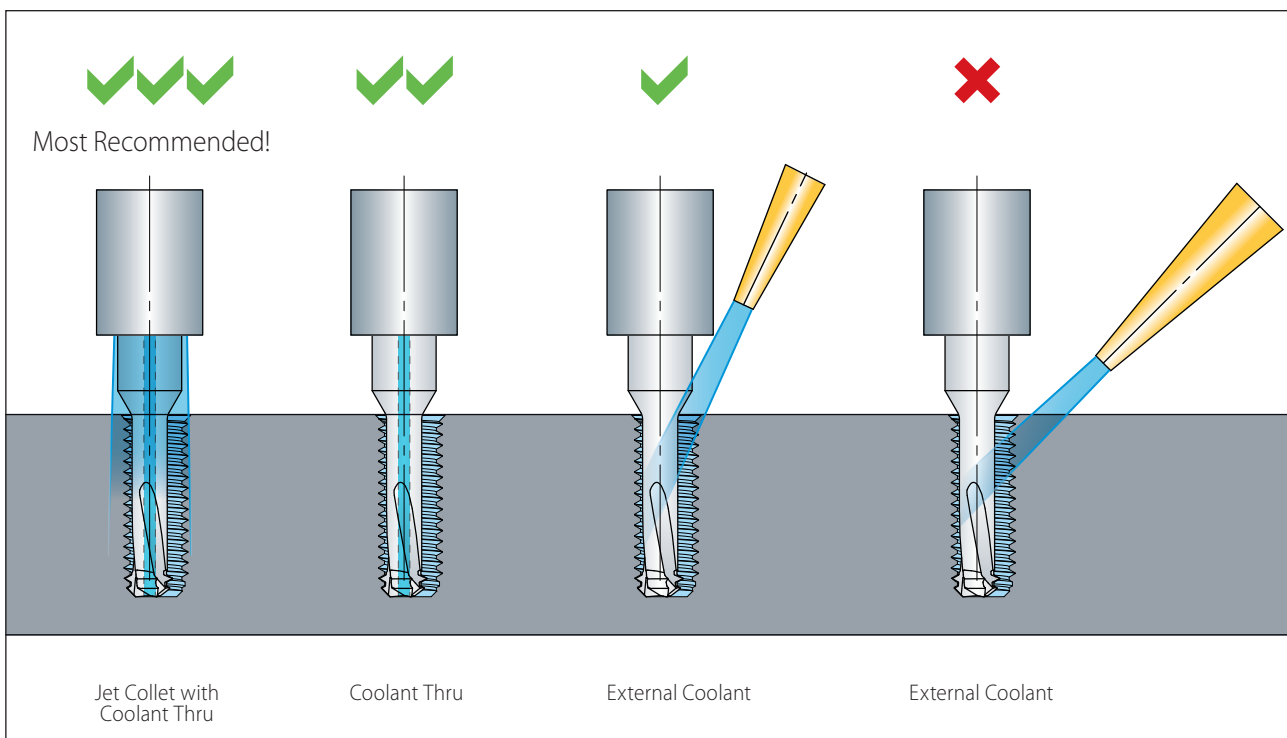
The work direction should be from the outside inwards (Climb Milling).

TMDR Tools are left handed. For CNC use M04 code.

* Please use the VARGUS GENius™ for Chamfer recommendations

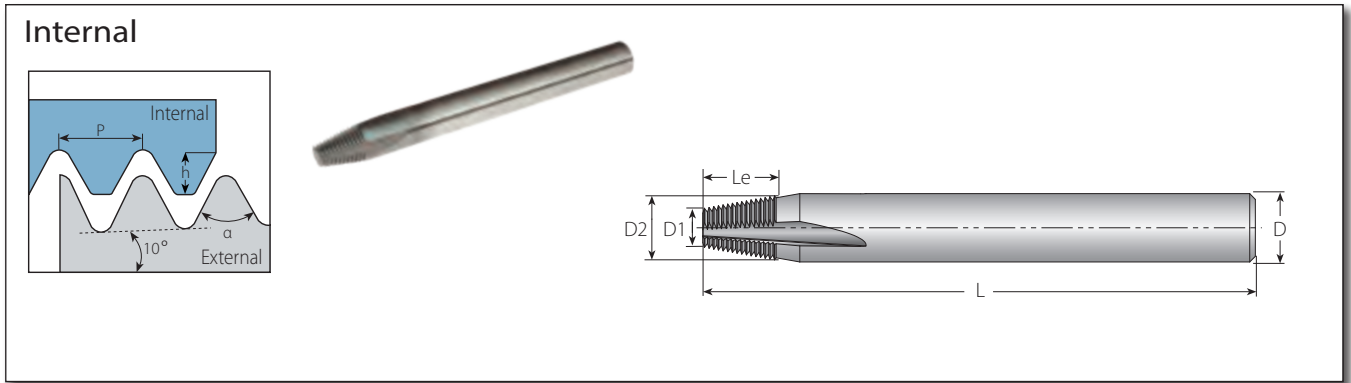


TMDR - Coolant Use for Best Chip Evacuation



Tap 60°, Tap 55°

Straight



Straight Flutes - Taper 60°

TM Solid Straight Flutes for Bone Plate Applications

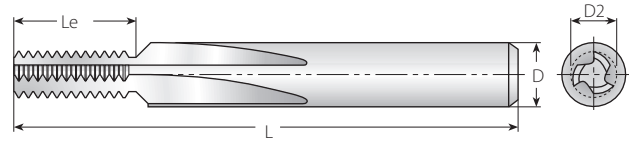
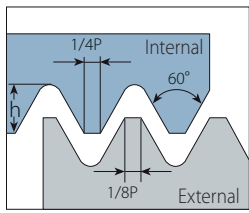
Pitch	Ordering Code	Taper	Thread Angle	Profile Height	Dimensions mm					No. of Flutes	Teeth
mm	Internal		α	h	D	D2	D1	L	Le	Z	Zt
0.4	S06059L080-10.4TAP60TM...	20°	60°	0.20	6	5.9	3.2	57	8.0	3	20
0.5	S06059L090-10.5TAP60TM...	20°	60°	0.25	6	5.9	2.9	57	9.0	3	18

Straight Flutes - Taper 55°

TM Solid Straight Flutes for Bone Plate Applications

Pitch	Ordering Code	Taper	Thread Angle	Profile Height	Dimensions mm					No. of Flutes	Teeth
mm	Internal		α	h	D	D2	D1	L	Le	Z	Zt
0.3	S03028L039-10.3TAP55TM...	20°	55°	0.18	3	2.8	1.5	38	3.9	3	13
0.35	S04039L063-10.35TAP55TM...	20°	55°	0.20	4	3.9	1.8	45	6.3	3	18
0.4	S06059L100-10.4TAP55TM...	20°	55°	0.29	6	5.9	2.5	57	10.0	3	25
0.5	S06059L090-10.5TAP55TM...	20°	55°	0.33	6	5.9	2.9	57	9.0	3	18
0.6	S06059L066-10.6TAP55TM...	20°	55°	0.47	6	5.9	3.8	57	6.6	3	11

External / Internal



Defined by: R262 (DIN 13)
Tolerance class: 6g/6H

Straight Flutes - External

Thread	Pitch	Ordering Code	Dimensions mm				No. of Flutes	Teeth	
Min. Dia.	mm	External	D	D2	L	Le	Z	Zt	h mm
M3	0.50	S06059-E0.5ISOTM...	6	5.90	57	15.0	3	30	0.31
M4.5	0.75	S08079-E0.75ISOTM...	8	7.90	63	19.5	3, 5 *	26	0.46
M6	1.00	S10099-E1.0ISOTM...	10	9.90	72	24.0	5	24	0.61
M10	1.50	S12119-E1.5ISOTM...	12	11.90	83	30.0	5	20	0.92
M14	2.00	S12119-E2.0ISOTM...	12	11.90	83	30.0	5	15	1.23
M24	3.00	S16159-E3.0ISOTM...	16	15.90	92	36.0	5	12	1.84
M36	4.00	S16159-E4.0ISOTM...	16	15.90	92	40.0	5	10	2.45
M64	6.00	S20199-E6.0ISOTM...	20	19.90	104	36.0	5	6	3.68

Straight Flutes - Internal

Thread	Pitch	Ordering Code	Dimensions mm				No. of Flutes	Teeth	
Min. Dia.	mm	Internal	D	D2	L	Le	Z	Zt	h mm
M4.5	0.75	S04030-I0.75ISOTM...	4	3.00	42	6.7	3	9	0.43
M8	0.75	S06059-I0.75ISOTM...	6	5.90	57	15.0	3	20	0.43
M5	0.80	S04036-I0.8ISOTM...	4	3.60	42	8.0	3	10	0.46
M6	1.00	S06040-I1.0ISOTM...	6	4.00	57	9.0	3	9	0.58
M12	1.00	S08079-I1.0ISOTM...	8	7.90	63	20.0	3, 5 *	20	0.58
M8	1.25	S06050-I1.25ISOTM...	6	5.00	57	12.5	3	10	0.72
M10	1.50	S06059-I1.5ISOTM...	6	5.90	57	15.0	3	10	0.87
M14	1.50	S10099-I1.5ISOTM...	10	9.90	72	24.0	5	16	0.87
M18	1.50	S12119-I1.5ISOTM...	12	11.90	83	30.0	5	20	0.87
M12	1.75	S08079-I1.75ISOTM...	8	7.90	63	19.2	3, 5 *	11	1.01
M16	2.00	S10099-I2.0ISOTM...	10	9.90	72	24.0	5	12	1.15
M18	2.00	S12119-I2.0ISOTM...	12	11.90	83	30.0	5	15	1.15
M20	2.50	S12119-I2.5ISOTM...	12	11.90	83	30.0	5	12	1.44
M24	3.00	S16159-I3.0ISOTM...	16	15.90	92	36.0	5	12	1.73
M30	3.50	S16159-I3.5ISOTM...	16	15.90	92	38.5	5	11	2.02
M36	4.00	S16159-I4.0ISOTM...	16	15.90	92	40.0	5	10	2.31
M48	5.00	S20199-I5.0ISOTM...	20	19.90	104	40.0	5	8	2.89
M64	6.00	S20199-I6.0ISOTM...	20	19.90	104	36.0	5	6	3.46

* Available in 3 and 5 flutes. Add 3 or 5 to the ordering code (TM3.../TM5...).

External / Internal

Defined by: ANSI B1.1:74
Tolerance class: 2A/2B

Straight Flutes - External

Thread	Pitch	Ordering Code	Dimensions mm				No. of Flutes	Teeth	
Min. Dia.	TPI	External	D	D2	L	Le	Z	Zt	h mm
No.6	32	S06059-E32UNTM...	6	5.90	57	14.3	3	18	0.49
No.12	28	S08079-E28UNTM...	8	7.90	63	19.9	3, 5*	22	0.56
1/4"	20	S10099-E20UNTM...	10	9.90	72	22.9	5	18	0.78
5/16"	18	S10099-E18UNTM...	10	9.90	72	24.0	5	17	0.87
3/8"	16	S12119-E16UNTM...	12	11.90	83	28.6	5	18	0.97
9/16"	12	S12119-E12UNTM...	12	11.90	83	29.6	5	14	1.30
1"	8	S16159-E8UNTM...	16	15.90	92	38.1	5	12	1.95
1 3/8"	6	S20199-E6UNTM...	20	19.90	104	38.1	5	9	2.60

Straight Flutes - Internal

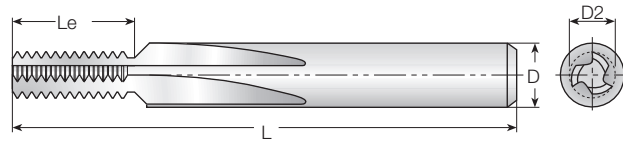
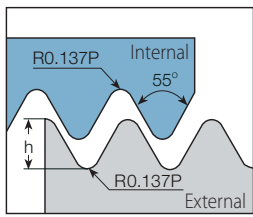
Thread	Pitch	Ordering Code	Dimensions mm				No. of Flutes	Teeth	
Min. Dia.	TPI	Internal	D	D2	L	Le	Z	Zt	h mm
No.8	36	S04030-I36UNTM...	4	3.00	42	6.3	3	9	0.41
No.8	32	S04030-I32UNTM...	4	3.00	42	6.3	3	8	0.46
5/16"	32	S06059-I32UNTM...	6	5.90	57	14.3	3	18	0.46
No.12	28	S04036-I28UNTM...	4	3.60	42	8.2	3	9	0.52
7/16"	28	S08079-I28UNTM...	8	7.90	63	19.9	3, 5*	22	0.52
No.12	24	S06040-I24UNTM...	6	4.00	57	8.5	3	8	0.61
1/4"	20	S06040-I20UNTM...	6	4.00	57	10.2	3	8	0.73
9/16"	20	S10099-I20UNTM...	10	9.90	72	22.9	5	18	0.73
5/16"	18	S06050-I18UNTM...	6	5.00	57	12.7	3	9	0.81
9/16"	18	S10099-I18UNTM...	10	9.90	72	24.0	5	17	0.81
3/8"	16	S06059-I16UNTM...	6	5.90	57	14.3	3	9	0.92
3/4"	16	S12119-I16UNTM...	12	11.90	83	28.6	5	18	0.92
7/16"	14	S08079-I14UNTM...	8	7.90	63	18.1	3, 5*	10	1.05
1/2"	13	S08079-I13UNTM...	8	7.90	63	19.5	3, 5*	10	1.13
9/16"	12	S10099-I12UNTM...	10	9.90	72	23.3	5	11	1.22
1"	12	S12119-I12UNTM...	12	11.90	83	29.6	5	14	1.22
5/8"	11	S10099-I11UNTM...	10	9.90	72	23.1	5	10	1.33
3/4"	10	S12119-I10UNTM...	12	11.90	83	27.9	5	11	1.47
7/8"	9	S16159-I9UNTM...	16	15.90	92	33.3	5	12	1.63
1"	8	S16159-I8UNTM...	16	15.90	92	38.1	5	12	1.83
1 1/8"	7	S16159-I7UNTM...	16	15.90	92	36.3	5	10	2.09
1 3/8"	6	S20199-I6UNTM...	20	19.90	104	38.1	5	9	2.44
1 3/4"	5	S20199-I5UNTM...	20	19.90	104	40.6	5	8	2.93
2"	4.5	S20199-I4.5UNTM...	20	19.90	104	39.5	5	7	3.26

* Available in 3 and 5 flutes. Add 3 or 5 to the ordering code (TM3.../TM5...).

BSW

Straight

External / Internal



Defined by: B.S.84:1956, DIN 259, ISO228/1:1982
Tolerance class: Medium class A

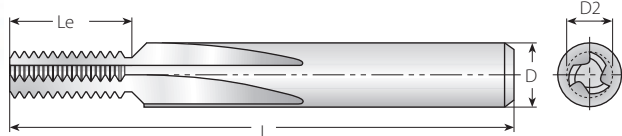
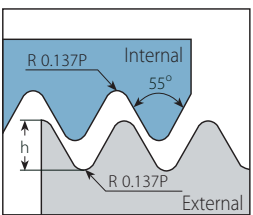
Straight Flutes

Thread	Pitch	Ordering Code	Dimensions mm				No. of Flutes	Teeth	
Min. Dia.	TPI	External / Internal	D	D2	L	Le	Z	Zt	h mm
1/4"	20	S06040-EI20BSWTM...	6	4.00	57	10.16	3	8	0.81
5/16"	18	S06050-EI18BSWTM...	6	5.00	57	11.29	3	8	0.90
3/8"	16	S06059-EI16BSWTM...	6	5.90	57	14.29	3	9	1.02
7/16"	14	S08079-EI14BSWTM...	8	7.90	63	18.14	3, 5*	10	1.16
1/2"	12	S08079-EI12BSWTM...	8	7.90	63	19.05	3, 5*	9	1.36
5/8"	11	S10099-EI11BSWTM...	10	9.90	72	23.09	5	10	1.48
3/4"	10	S12119-EI10BSWTM...	12	11.90	83	27.94	5	11	1.63
7/8"	9	S12119-EI9BSWTM...	12	11.90	83	28.22	5	10	1.81
1"	8	S16159-EI8BSWTM...	16	15.90	92	38.10	5	12	2.03
1 1/8"	7	S16159-EI7BSWTM...	16	15.90	92	36.29	5	10	2.32
1 3/8"	6	S16159-EI6BSWTM...	16	15.90	92	38.10	5	9	2.71
1 5/8"	5	S20199-EI5BSWTM...	20	19.90	104	40.64	5	8	3.25
1 7/8"	4.5	S20199-EI4.5BSWTM...	20	19.90	104	39.51	5	7	3.61

BSP

Straight

External / Internal



Defined by: B.S.2779:1956
Tolerance class: Medium class

Straight Flutes

Thread	Pitch	Ordering Code	Dimensions mm				No. of Flutes	Teeth	
Min. Dia.	TPI	External / Internal	D	D2	L	Le	Z	Zt	h mm
1/16"	28	S06059-EI28BSPTM...	6	5.90	57	14.51	3	16	0.58
1/4"	19	S08079-EI19BSPTM...	8	7.90	63	18.72	3, 5*	14	0.86
1/2"	14	S12119-EI14BSPTM...	12	11.90	83	29.03	5	16	1.16
1"	11	S16159-EI11BSPTM...	16	15.90	92	34.64	5	15	1.48

* Available in 3 and 5 flutes. Add 3 or 5 to the ordering code (TM3.../TM5...).

BSPT

Straight

External / Internal

Defined by: B.S.21:1985
Tolerance class: Standard BSPT

Straight Flutes

Thread	Pitch	Ordering Code	Dimensions mm				No. of Flutes	Teeth	
Min. Dia.	TPI	External / Internal	D	D2	L	Le	Z	Zt	h mm
1/16"	28	S06059-EI28BSPT-TM...	6	5.90	57	9.98	3	11	0.58
1/4"	19	S08079-EI19BSPT-TM...	8	7.90	63	14.71	3,5*	11	0.86
1/2"	14	S12119-EI14BSPT-TM...	12	11.90	83	19.96	5	11	1.16
1"	11	S16159-EI11BSPT-TM...	16	15.90	92	39.25	5	17	1.48

NPT

Straight

External / Internal

Defined by: USAS B2.1:1968
Tolerance class: Standard NPT

Straight Flutes

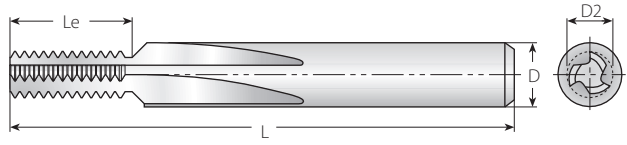
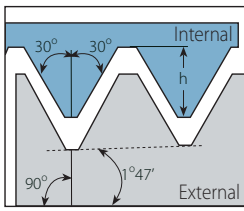
Thread	Pitch	Ordering Code	Dimensions mm				No. of Flutes	Teeth	
Min. Dia.	TPI	External / Internal	D	D2	L	Le	Z	Zt	h mm
1/16"	27	S06059-EI27NPT-TM...	6	5.90	57	9.41	3	10	0.66
1/4"	18	S08079-EI18NPT-TM...	8	7.90	63	14.11	3,5*	10	1.01
1/2"	14	S12119-EI14NPT-TM...	12	11.90	83	19.96	5	11	1.33
1"	11.5	S16159-EI11.5NPT-TM...	16	15.90	92	26.51	5	12	1.64
2 1/2"	8	S16159-EI8NPT-TM...	16	15.90	92	38.10	5	12	2.42

* Available in 3 and 5 flutes. Add 3 or 5 to the ordering code (TM3.../TM5...).

ANPT

Straight

External / Internal



Defined by: MIL-P-7105B
Tolerance class: Standard ANPT

Straight Flutes

Thread	Pitch	Ordering Code	Dimensions mm				No. of Flutes	Teeth	
Min. Dia.	TPI	External / Internal	D	D2	L	Le	Z	Zt	h mm
1/4"	18	S08079-EI18ANPT-TM...	8	7.90	63	14.11	5	10	1.10
1/2"	14	S12119-EI14ANPT-TM...	12	11.90	83	19.96	5	11	1.42

NPTF

Straight

External / Internal

Defined by: ANSI 1.20.3-1976
Tolerance class: Standard NPTF

Straight Flutes

Thread	Pitch	Ordering Code	Dimensions mm				No. of Flutes	Teeth	
Min. Dia.	TPI	External / Internal	D	D2	L	Le	Z	Zt	h mm
1/16"	27	S06059-EI27NPTFTM...	6	5.90	57	9.41	3	10	0.64
1/4"	18	S08079-EI18NPTFTM...	8	7.90	63	14.11	3,5*	10	1.0
1/2"	14	S12119-EI14NPTFTM...	12	11.90	83	19.96	5	11	1.35
1"	11.5	S16159-EI11.5NPTFTM...	16	15.90	92	26.51	5	12	1.63
2 1/2"	8	S16159-EI8NPTFTM...	16	15.90	92	38.10	5	12	2.38

Pg

Straight

External / Internal

Defined by: DIN 40430
Tolerance class: Standard

Straight Flutes

Thread	Pitch	Ordering Code	Dimensions mm				No. of Flutes	Teeth	
	TPI	External / Internal	D	D2	L	Le	Z	Zt	h mm
Pg7	20	S08079-EI20PGTM...	8	7.90	63	19.05	3,5*	15	0.61
Pg9, 11, 13.5, 16	18	S10099-EI18PGTM...	10	9.90	72	23.99	5	17	0.67
Pg21, 29, 36, 42, 48	16	S12119-EI16PGTM...	12	11.90	83	28.58	5	18	0.76

* Available in 3 and 5 flutes. Add 3 or 5 to the ordering code (TM3.../TM5...).

Grades and Their Applications



VTH

Helicool

HCN

HCR

HCC

MilliPro

MilliPro Dental

MilliPro HD

MilliPro EL

Deep Threading

Helical

- A general-purpose, heavy duty thread milling grade
- TiCN coated for high resistance to wear

VTS

Straight

- A general-purpose grade, specially designed for TM Solid Straight Flute cutters
- TiAlN coated for high resistance to wear

VTS

HTC (Thriller)

- TiAlN coated grade
- First choice for Cast Iron and general use

VTN

HTC (Thriller)

- Uncoated grade
- First choice for Aluminium and general use

VTS

TMDR

- A General - purpose grade
- TiAlN coated grade

Recommended Cutting Speeds Vc [m/min] and Feed f [mm/tooth]

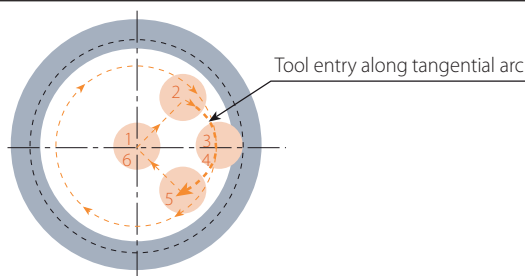
Material Group	Vargus No.	Material	Hardness Brinell HB	Vc [m/min]			Feed [mm/tooth]					
				Helicool, HCR, HCC, Helical, Sraight, Deep Threading		MilliPro	Helical	Straight	Deep Threading	Helicool HCC HCR	MilliPro	
				VTH	VTS	VTH						
P Steel	1	Unalloyed Steel	Low Carbon (C=0.1-0.25%)	125	80-250	50-180	60-120	0.03-0.08	0.03-0.08	0.10-0.35	0.03-0.08	0.02-0.16
	2		Medium Carbon (C=0.25-0.55%)	150	80-230	50-140	60-120	0.03-0.08	0.03-0.08	0.08-0.30	0.03-0.08	0.02-0.16
	3		High Carbon (C=0.55-0.85%)	170	80-200	50-120	60-90	0.03-0.08	0.03-0.06	0.08-0.30	0.03-0.08	0.02-0.16
	4	Low Alloy Steel (alloying elements ≤5%)	Non Hardened	180	60-180	60-170	60-90	0.03-0.08	0.03-0.07	0.08-0.30	0.03-0.08	0.02-0.16
	5		Hardened	275	60-170	60-160	50-80	0.03-0.07	0.03-0.07	0.08-0.30	0.03-0.07	0.02-0.07
	6		Hardened	350	60-160	60-150	50-80	0.02-0.05	0.02-0.04	0.05-0.15	0.02-0.06	0.02-0.03
	7	High Alloy Steel (alloying elements >5%)	Annealed	200	40-100	40-90	50-80	0.03-0.07	0.03-0.07	0.10-0.24	0.03-0.07	0.02-0.09
	8		Hardened	325	30-80	30-70	50-80	0.02-0.04	0.02-0.05	0.05-0.15	0.03-0.06	0.02-0.03
	9	Cast Steel	Low Alloy (alloying elements <5%)	200	80-250	70-200	70-90	0.03-0.08	0.03-0.06	0.08-0.30	0.03-0.07	0.02-0.16
	10		High Alloy (alloying elements >5%)	225	60-170	60-150	60-80	0.03-0.05	0.03-0.06	0.05-0.15	0.03-0.07	0.02-0.03
M Stainless Steel	11	Stainless Steel Ferritic	Non Hardened	200	60-150	50-140	60-90	0.04-0.07	0.02-0.05	0.11-0.35	0.03-0.08	0.02-0.16
	12		Hardened	330	60-120	50-110	50-80	0.02-0.06	0.01-0.03	0.05-0.24	0.03-0.06	0.02-0.03
	13	Stainless Steel Austenitic	Austenitic	180	60-140	60-130	60-90	0.03-0.08	0.02-0.05	0.11-0.35	0.03-0.08	0.02-0.16
	14		Super Austenitic	200	60-130	50-120	50-80	0.03-0.08	0.02-0.05	0.11-0.35	0.03-0.06	0.02-0.16
	15	Stainless Steel Cast Ferritic	Non Hardened	200	60-160	50-150	60-90	0.03-0.08	0.02-0.05	0.11-0.35	0.03-0.06	0.02-0.16
	16		Hardened	330	60-110	50-100	50-80	0.02-0.05	0.02-0.03	0.10-0.24	0.02-0.05	0.02-0.03
	17	Stainless Steel Cast Austenitic	Austenitic	200	60-150	50-140	60-90	0.03-0.08	0.02-0.06	0.11-0.35	0.02-0.05	0.02-0.16
	18		Hardened	330	60-100	50-90	50-80	0.02-0.05	0.01-0.03	0.10-0.24	0.02-0.04	0.02-0.03
K Cast Iron	28	Malleable Cast Iron	Ferritic (short chips)	130	60-70	60-150	50-80	0.03-0.08	0.03-0.08	0.05-0.15	0.03-0.08	0.02-0.03
	29		Pearlitic (long chips)	230	60-150	80-100	60-90	0.03-0.08	0.03-0.06	0.10-0.24	0.03-0.07	0.02-0.12
	30	Grey Cast Iron	Low Tensile Strength	180	70-160	50-140	70-100	0.03-0.08	0.03-0.06	0.09-0.25	0.03-0.07	0.02-0.16
	31		High Tensile Strength	260	40-120	40-110	60-90	0.02-0.06	0.02-0.05	0.10-0.24	0.03-0.07	0.02-0.12
	32	Nodular Sg Iron	Ferritic	160	40-110	40-100	70-100	0.03-0.08	0.03-0.07	0.09-0.25	0.03-0.08	0.02-0.16
	33		Pearlitic	260	40-100	40-90	60-90	0.02-0.06	0.02-0.05	0.10-0.24	0.03-0.07	0.02-0.12
N Non-Ferrous Metals	34	Aluminium Alloys Wrought	Non Aging	60	200-300	150-250	60-250	0.05-0.12	0.05-0.15	0.12-0.40	0.04-0.1	0.03-0.15
	35		Aged	100	150-250	100-220	60-150	0.05-0.12	0.03-0.1	0.10-0.32	0.03-0.1	0.03-0.16
	36	Aluminium Alloys	Cast	75	100-200	80-150	60-250	0.05-0.12	0.05-0.15	0.10-0.32	0.03-0.1	0.03-0.16
	37		Cast & Aged	90	120-220	90-160	60-150	0.05-0.12	0.03-0.1	0.10-0.30	0.06-0.12	0.02-0.16
	38	Aluminium Alloys	Cast Si 13-22%	130	200-300	150-250	250	0.05-0.12	0.05-0.15	0.10-0.32	0.05-0.12	0.03-0.15
	39	Copper and Copper Alloys	Brass	90	200-300	150-250	60-250	0.06-0.13	0.05-0.15	0.12-0.40	0.05-0.12	0.03-0.16
40	Bronze And Non Leaded Copper		100	150-250	100-220	60-150	0.05-0.12	0.03-0.1	0.10-0.32	0.05-0.12	0.03-0.15	
S Heat Resistant Material	19	High Temperature Alloys	Annealed (iron based)	200	30-60	30-50	60	0.03-0.07	0.02-0.04	0.11-0.35	0.03-0.7	0.02-0.16
	20		Aged (iron based)	280	20-50	20-40	50	0.02-0.04	0.01-0.03	0.05-0.15	0.03-0.06	0.02-0.03
	21		Annealed (nickel or cobalt based)	250	15-35	15-30	35	0.02-0.04	0.01-0.03	0.05-0.15	0.03-0.06	0.02-0.03
	22		Aged (nickel or cobalt based)	350	15-30	15-25	30	0.02-0.04	0.01-0.03	0.05-0.15	0.02-0.05	0.02-0.03
	23	Titanium Alloys	Pure 99.5 Ti	400Rm	40-80	30-70	30-50	0.02-0.04	0.01-0.03	0.10-0.24	0.02-0.05	0.02-0.07
24	α+β Alloys		1050Rm	20-50	20-45	25-35	0.02-0.04	0.01-0.02	0.10-0.24	0.02-0.04	0.02-0.07	
H Hardened Material	25	Extra Hard Steel	Hardened & Tempered	45-50HRc	15-45	15-35	45	0.02-0.03	0.02	0.03-0.06	0.02-0.03	-
	26			51-55HRc	15-40	15-30	30	0.02-0.03	0.01	0.03-0.06	0.02-0.03	-

Recommendation:

At tool entry, set the Feed f [mm/tooth] to 70% lower than the threading Feed.

Example:

Threading Feed: 0.3[mm/tooth]
Tool entry Feed: 0.09[mm/tooth]



Recommended Cutting Speeds Vc [m/min] and Feed f [mm/tooth]

TMDR

Material Group	Vargus No.	Material		Hardness Brinell HB	Vc(m/min)		Feed [mm/tooth]
					TMDR		
					VTS		
P Steel	1	Unalloyed Steel	Low Carbon (C=0.1-0.25%)	125	60-120		0.02-0.12
	2		Medium Carbon (C=0.25-0.55%)	150	60-120		0.02-0.12
	3		High Carbon (C=0.55-0.85%)	170	60-90		0.02-0.12
	4	Low Alloy Steel (alloying elements ≤5%)	Non Hardened	180	60-90		0.02-0.12
	5		Hardened	275	50-80		0.02-0.05
	6		Hardened	350	50-80		0.02-0.03
	7	High Alloy Steel (alloying elements >5%)	Annealed	200	50-80		0.02-0.07
	8		Hardened	325	50-80		0.02-0.03
	9	Cast Steel	Low Alloy (alloying elements <5%)	200	70-90		0.02-0.12
	10		High Alloy (alloying elements >5%)	225	60-80		0.02-0.03
M Stainless Steel	11	Stainless Steel Ferritic	Non Hardened	200	60-90		0.02-0.12
	12		Hardened	330	50-80		0.02-0.03
	13	Stainless Steel Austenitic	Austenitic	180	60-90		0.02-0.12
	14		Super Austenitic	200	50-80		0.02-0.12
	15	Stainless Steel Cast Ferritic	Non Hardened	200	60-90		0.02-0.12
	16		Hardened	330	50-80		0.02-0.03
	17	Stainless Steel Cast Austenitic	Austenitic	200	60-90		0.02-0.12
	18		Hardened	330	50-80		0.02-0.03
K Cast Iron	28	Malleable Cast Iron	Ferritic (short chips)	130	50-80		0.02-0.03
	29		Pearlitic (long chips)	230	60-90		0.02-0.09
	30	Grey Cast Iron	Low Tensile Strength	180	70-100		0.02-0.12
	31		High Tensile Strength	260	60-90		0.02-0.09
	32	Nodular Sg Iron	Ferritic	160	70-100		0.02-0.12
33	Pearlitic		260	60-90		0.02-0.09	
N Non-Ferrous Metals	34	Aluminum Alloys Wrought	Non Aging	60	60-250		0.03-0.11
	35		Aged	100	60-150		0.03-0.12
	36	Aluminum Alloys	Cast	75	60-250		0.03-0.12
	37		Cast & Aged	90	60-150		0.02-0.12
	38	Aluminum Alloys	Cast Si 13-22%	130	250		0.03-0.11
	39	Copper and Copper Alloys	Brass	90	60-250		0.03-0.12
40	Bronze And Non Leaded Copper		100	60-150		0.03-0.11	
S Heat Resistant Material	19	High Temperature Alloys	Annealed (iron based)	200	60		0.02-0.12
	20		Aged (iron based)	280	50		0.02-0.03
	21		Annealed (nickel or cobalt based)	250	35		0.02-0.03
	22		Aged (nickel or cobalt based)	350	30		0.02-0.03
	23	Titanium Alloys	Pure 99.5 Ti	400Rm	30-50		0.02-0.05
24	α+β Alloys		1050Rm	25-35		0.02-0.05	
H Hardened Material	25	Extra Hard Steel	Hardened & Tempered	45-50HRc	-		-
	26			51-55HRc	-		-

Recommended Cutting Speeds Vc [m/min] and Feed f [mm/tooth]

Material Group	Vargus No.	Material		Hardness Brinell HB	Vc(m/min)		Feed [mm/tooth]
					HCN		
					VTH		
P Steel	1	Unalloyed Steel	Low Carbon (C=0.1-0.25%)	125	50-180		0.03-0.08
	2		Medium Carbon (C=0.25-0.55%)	150	50-140		0.03-0.08
	3		High Carbon (C=0.55-0.85%)	170	50-120		0.03-0.06
	4	Low Alloy Steel (alloying elements ≤5%)	Non Hardened	180	60-170		0.03-0.07
	5		Hardened	275	60-160		0.03-0.07
	6		Hardened	350	60-150		0.02-0.04
	7	High Alloy Steel (alloying elements >5%)	Annealed	200	40-90		0.03-0.07
	8		Hardened	325	30-70		0.02-0.05
	9	Cast Steel	Low Alloy (alloying elements <5%)	200	70-200		0.03-0.06
	10		High Alloy (alloying elements >5%)	225	60-150		0.03-0.06
M Stainless Steel	11	Stainless Steel Ferritic	Non Hardened	200	50-140		0.02-0.05
	12		Hardened	330	50-110		0.01-0.03
	13	Stainless Steel Austenitic	Austenitic	180	60-130		0.02-0.05
	14		Super Austenitic	200	50-120		0.02-0.05
	15	Stainless Steel Cast Ferritic	Non Hardened	200	50-150		0.02-0.05
	16		Hardened	330	50-100		0.02-0.03
	17	Stainless Steel Cast Austenitic	Austenitic	200	50-140		0.02-0.06
	18		Hardened	330	50-90		0.01-0.03
K Cast Iron	28	Malleable Cast Iron	Ferritic (short chips)	130	60-150		0.03-0.08
	29		Pearlitic (long chips)	230	80-100		0.03-0.06
	30	Grey Cast Iron	Low Tensile Strength	180	50-140		0.03-0.06
	31		High Tensile Strength	260	40-110		0.02-0.05
	32	Nodular Sg Iron	Ferritic	160	40-100		0.03-0.07
	33		Pearlitic	260	40-90		0.02-0.05
N Non-Ferrous Metals	34	Aluminum Alloys Wrought	Non Aging	60	150-250		0.05-0.15
	35		Aged	100	100-220		0.03-0.1
	36	Aluminum Alloys	Cast	75	80-150		0.05-0.15
	37		Cast & Aged	90	90-160		0.03-0.1
	38	Aluminum Alloys	Cast Si 13-22%	130	150-250		0.05-0.15
	39	Copper and Copper Alloys	Brass	90	150-250		0.05-0.15
	40		Bronze And Non Leaded Copper	100	100-220		0.03-0.1
S Heat Resistant Material	19	High Temperature Alloys	Annealed (iron based)	200	30-50		0.02-0.04
	20		Aged (iron based)	280	20-40		0.01-0.03
	21		Annealed (nickel or cobalt based)	250	15-30		0.01-0.03
	22		Aged (nickel or cobalt based)	350	15-25		0.01-0.03
	23	Titanium Alloys	Pure 99.5 Ti	400Rm	30-70		0.01-0.03
	24		α+β Alloys	1050Rm	20-45		0.01-0.02
H Hardened Material	25	Extra Hard Steel	Hardened & Tempered	45-50HRc	-	-	
	26			51-55HRc	-	-	

MilliPro HD Cutting Speeds Vc [m/min] and Feed f [mm/tooth]

Material Group	Vargus No.	Material	Hardness Brinell HB	Feed f [mm/tooth] by Cutting Dia.=D2						
				Vc [m/min]	1.5-2.5	2.5-5	5-7	7-9	9-11	
P Steel	6	Low Alloy Steel (alloying elements≤5%) Hardened	350	25-160	0.04	0.05	0.06	0.07	0.08	
	8	High Alloy Steel (alloying elements>5%) Hardened	325	25-180						
M Stainless Steel	12	Stainless Steel Ferritic Hardened	330	25-120	0.04	0.05	0.06	0.07	0.08	
	16	Stainless Steel Cast Ferritic Hardened	330	25-110						
	18	Stainless Steel Cast Austenitic Hardened	330	25-100						
K Cast Iron	28	Malleable Cast Iron	Ferritic (short chips)	130	25-160	0.05	0.06	0.07	0.08	0.1
	29		Pearlitic (long chips)	230	25-150	0.04	0.05	0.06	0.07	0.08
	30	Grey Cast Iron	Low Tensile Strength	180	25-130	0.05	0.06	0.07	0.08	0.1
	31		High Tensile Strength	260	25-100	0.04	0.05	0.06	0.07	0.08
	32	Nodular Sg Iron	Ferritic	160	25-125	0.04	0.05	0.06	0.07	0.09
	33		Pearlitic	260	25-90	0.03	0.04	0.05	0.06	0.07
S Heat Resistant Material	21	High Temperature Alloys	Annealed (nickel or cobalt based)	250	15-35	0.03	0.04	0.05	0.06	0.07
	22		Aged (nickel or cobalt based)	350	15-30					
	23	Titanium Alloys	Pure 99.5 Ti	400Rm	25-70					
	24		α+β alloys	1050Rm	25-50					
H Hardened Material	25	Extra Hard Steel	Hardened & Tempered	45-50HRc	25-70	0.04	0.05	0.06	0.07	0.08
	26			51-55HRc	25-60	0.03	0.04	0.05	0.06	0.07
	27			56-62HRc	25-50	0.02	0.03	0.04	0.05	0.06

HTC Recommended Grades, Cutting Speed and Feed

Material Group	Material	Hardness Brinell HB	Strength (N-mm ²)	Vc[m/min]		fb[mm/rev]		fz[mm/tooth]		
				VTN	VTS	≤6mm	≤12mm	≤6mm	≤12mm	
K Cast Iron	Cast Iron	Grey Cast Iron	≤150	≤500	50-80	80-120	0.10-0.15	0.15-0.22	0.02-0.05	0.05-0.10
		Grey Cast Iron, Heat Treated	150-300	500-1000	50-80	80-120	0.10-0.15	0.15-0.22	0.02-0.05	0.05-0.10
	Copper	Spher. Graph. Cast Iron	≤200	≤700	50-80	80-120	0.10-0.15	0.15-0.22	0.02-0.05	0.05-0.10
N Non-Ferrous Metals	Aluminium/Magnesium	Short Chips, Brass, Bronze, Red Brass	≤200	≤700	100-300	—	0.06-0.10	0.10-0.30	0.03-0.06	0.06-0.10
		Aluminium, Magnesium Non-Alloy	≤100	≤350	100-400	100-400	0.10-0.25	0.25-0.30	0.03-0.06	0.06-0.10
		Aluminium, Wrought Alloy, Breaking Strain (A5) < 14%	≤180	≤600	100-400	100-400	0.10-0.25	0.25-0.30	0.03-0.06	0.06-0.10
		Aluminium, Wrought Alloy, Breaking Strain (A5) ≥ 14%	≤180	≤600	100-400	100-400	0.03-0.06	0.06-0.12	0.03-0.06	0.06-0.10
		Aluminium, Cast Alloy, Si<10%	≤180	≤600	100-300	100-400	0.10-0.25	0.25-0.30	0.03-0.06	0.06-0.10
K Plastic	Plastic	Aluminium, Cast Alloy, Si≥10%	≤180	≤600	—	100-300	0.10-0.25	0.25-0.30	0.03-0.06	0.06-0.10
		Thermo Plastics	—	—	60-120	60-120	0.10-0.25	0.25-0.30	0.03-0.06	0.06-0.10
		Thermosetting Plastic	—	—	60-100	60-100	0.10-0.25	0.25-0.30	0.03-0.06	0.06-0.10
		Fibre Reinforced Plastic	—	—	40-60	60-80	0.10-0.15	0.15-0.22	0.02-0.05	0.05-0.10

Vc - Cutting Speed [m/min]

fb (Drilling) - Feed per Revolution [mm/rev]

fz (Threading) - Feed per Tooth [mm/tooth]



VARGUS GENius™ – The most powerful tool selector, cutting data and CNC program generating software for the metal cutting tools industry.

Thread Turning: The Vargus GENius™ guides the user to the right tool and the best cutting conditions for the application.

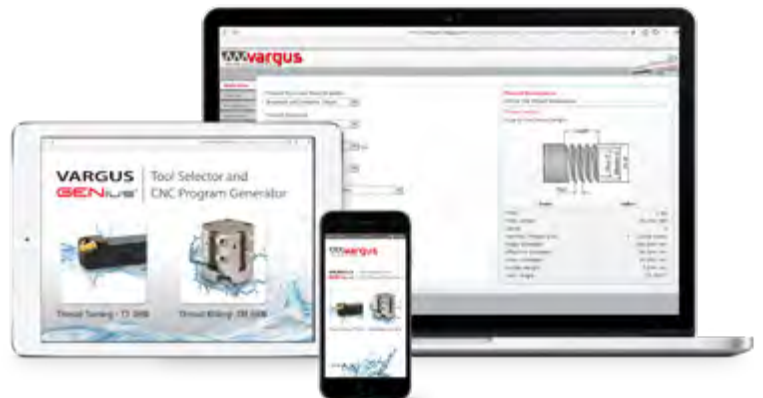
Thread Milling: In a few simple steps, the Vargus GENius™ provides the user with the best tool and optimal machining data, as well as the G-Code for all popular CNC machines.

The VARGUS GENius™ is free and available in 16 languages in iOS and Android Apps, Online, Desktop, and SETUP versions.

VARGUS GENius™ | Tool Selector and CNC Program Generator

A NEW GENius on Hand

The most popular and advanced thread turning and thread milling software on the market today.



Available in 4 versions at www.vargus.com



- Revamped responsive design now compatible for all devices (computers, tablets & smartphones)
- Online interactive software
- Always on, always updated!



- Stand-alone software application
- MS Windows OS-based program
- Automatic updates



- Stand-alone software package for USB memory devices
- MS Windows operating system-based program
- Just open ZIP & click VargusGen.application



- Available for iOS and Android devices
- New responsive design!
- Use on any device, anywhere in the world!

■ VARGUS GENius™ DESKTOP and SETUP versions can be used when internet access is not available.



TM Solid
Solid Carbide Thread Milling Tools

VARDEx
Advanced Threading Solutions