

# Lifting platforms



- Swivelling lifting platforms
- Scissor-type lifting platforms
- Special solutions

# We get you moving!

The surface treatment of large and very large workpieces requires optimum accessibility from all angles. It is the best way to obtain first-class and consistent results.



Because of the high-quality, robust and flexible design of our lifting platforms for surface treatment processes, you will secure decisive advantages in reducing your production costs.

For many years our lifting platforms have been in long-term use in tough working conditions e.g. in blast booths, cleaning, grinding or paint-spraying booths. Our lifting platforms feature special low-wear construction for use in blast booths or an explosion-proof design for use in hazardous areas like paint-spraying booths.



All wall-mounted platforms hang from a top rail and react against an upper rail above personnel doors. There is no need for a floor rail to interfere with threshold access and the production process.



Swivelling lifting platform in a combined paint-spraying and drying booth



Swivelling lifting platform in a blast booth

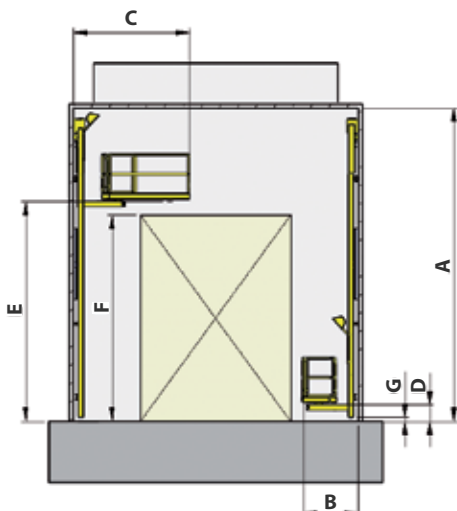
## Our program comprises the following types of lifting platforms:

- Mobile lifting platforms
- Sidewall scissor-type lifting platforms
- Sidewall swivelling lifting platforms
- Bridge crane telescopic lifting platforms
- Various special solutions



Swivelling lifting platform with wear protection for use in a blast booth

## Swivelling lifting platforms

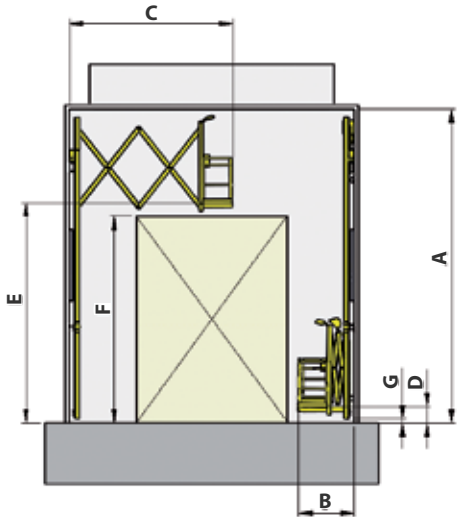


Technical Data (type S28)	from	to
A: Ceiling height	5 200 mm	8 700 mm
B: Retracted platform	1 360 mm	
C: Extended platform	2 860 mm	
D: Access height at ground	400 mm	
E: Platform floor max. height above ground <sup>1)</sup>	2 900 mm	6 400 mm
F: Max. height of workpiece	2 650 mm	6 150 mm
G: Ground clearance	100 mm	
Load capacity	250 kg	
Swivelling angle	0 – 90° (6 x 15° increments)	
Cage dimensions	2 150 x 825 mm	

<sup>1)</sup> Special solutions are possible up to 8.0 m



## Scissor-type lifting platform



Technical Data (type HS40/HS50)	from	to
A: Ceiling height	5 200 mm	9 250 mm
B: Retracted platform	1 365 mm	
C: Extended platform <sup>1)</sup>	4 015 mm	5 000 mm
D: Access height at ground	400 mm	
E: Platform floor max. height above ground <sup>2)</sup>	2 900 mm	6 400 mm
F: Max. height of workpiece	2 570 mm	6 070 mm
G: Ground clearance	100 mm	
Load capacity	250 kg	150 kg
Cage dimensions	1 260 x 775 mm	

<sup>1)</sup> Special solutions are possible up to 6.0 m, <sup>2)</sup> Special solutions are possible up to 8.0 m

### Equipment variants and options for scissor-type and swivelling lifting platforms

- Sensing edges to avoid collision damage
- Twin running wheels for passing over door rails (e.g. partition doors in booths)
- Storage tray for paint pressure pot
- Adjustable guardrail for special working
- Devices for power tool dust extraction
- Sockets for power supply to tools
- Illumination of platform cage for better visibility and working
- Optional pneumatic drives
- Air inlet pressure adjuster



Scissor-type lifting platform in a blast booth



Scissor-type lifting platform in a paint-spraying and drying booth for trams

# Range of products and services

## Other lifting platforms and special solutions



### Air blasting systems

- Blast booths
- Automatic pressure-type and suction-type blasting systems
- Blasting robots
- Manual blasting cabinets
- Service & spare parts

### Heavy-duty conveyor technique

- Hanger-type conveyors
- Roller conveyor systems
- Rail-guided transport trollies with lifting pallets

### Paint spraying systems

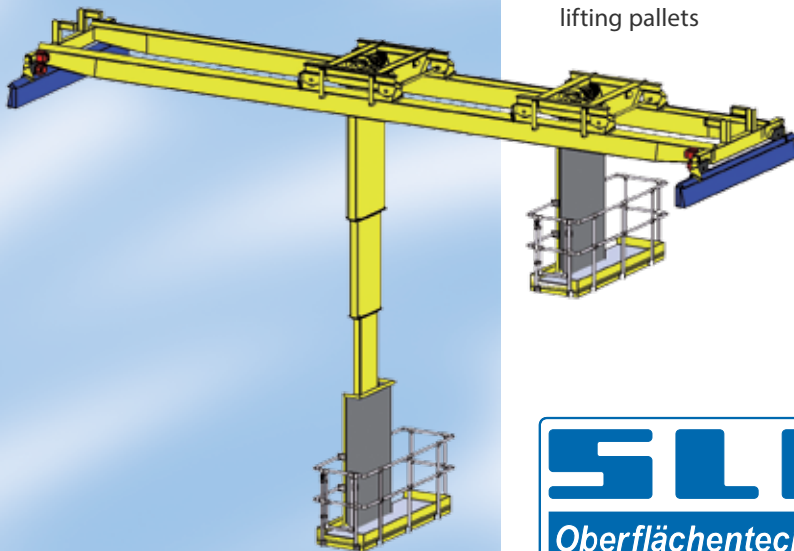
- Wet painting systems
- Open-space paint spraying systems
- High-pressure cleaning booths
- Powder coating booths
- Paint dryers & powder coat enamelling ovens

### Lifting platforms

- Mobile lifting platforms
- Sidewall scissor-type and swivelling lifting platforms
- Bridge crane vertical telescopic lifting platforms

### Corrosion protection services (Mühlau)

- Contract blasting
- Contract coating



24 Hour Service Hotline:  
+49(0)2575 97193-88

SLF  
Oberflächentechnik GmbH

**Factory Greven (Headquarters)**  
Grevener Landstr. 22 – 24  
D-48268 Greven (OT Reckenfeld)

Tel.: +49(0)2575 97193-0  
Fax: +49(0)2575 97193-19

info@slf.eu  
www.slf.eu

HOF S F O S F S

. BDI F O S O G G D F  
4 B F M T E B M T W F O  
M V O 4 E F O

Tel: +46 (0)23 160 20  
info@begner.com  
www.begner.se



4 P O P V M C F M C F D P M G T V S G B D F D I O P M P H  
4 P O D F C P P L B D F C P P L E F 4 M