




## BERNSTEIN CSMS

The most versatile contactless safety monitoring sensor throughout the market

# The CSMS

## Contactless Safety Monitoring Sensor

The **CSMS** is a **contactless safety sensor** which ensures that safety doors and protective guards remain closed. The contactless sensor uses **RFID technology** and can be used individually or in series.



The **CSMS** is a future-proof safety product which already **meets one of the requirements of draft DIN EN ISO 14119** regarding manipulation protection.

The CSMS offers **excellent diagnostics** enabling open safety guards and system errors to be located quickly.

Scan the QR-Code and experience the CSMS online on the BERNSTEIN YouTube-Channel.



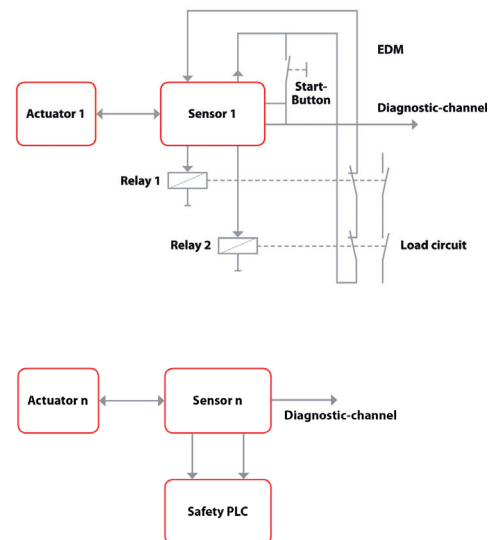
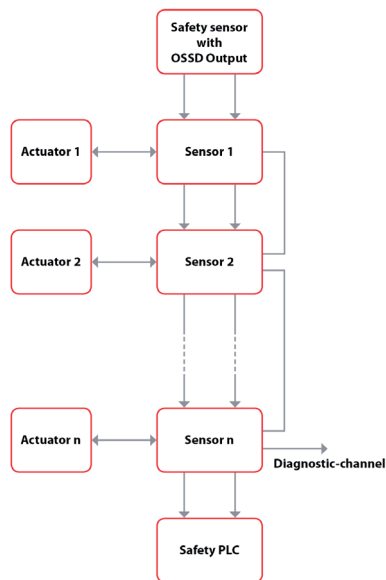
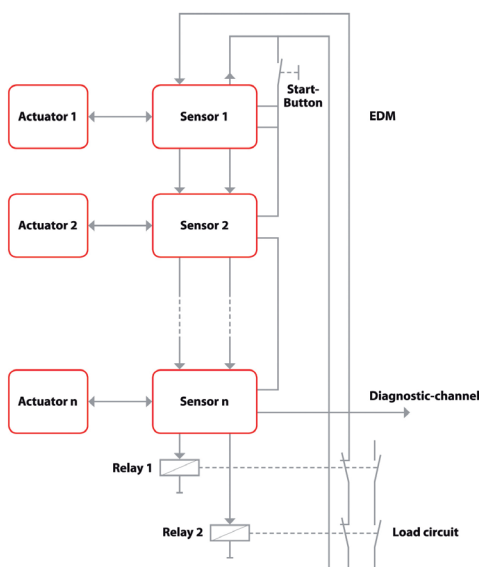
### The diagnostics consists of:

- 3 LEDs integrated in the CSMS
- Status indicator and choice of system status by means of basis diagnostics device
- Status indicator of actuated CSMS by means of digital outputs
- Complete system status by means of optional bus gateway, for ex. Profibus (in preparation)

## CSMS Series circuits without additional evaluation

## CSMS Series circuits with evaluation device

## Individual CSMS With or without additional evaluation



- Series circuits with up to 32 sensors up to PL e
- Integrated return circuit evaluation
- Manual and automatic start
- Direct connection to contactors
- Highly configurable system for ex. CSMS-SET-RRS-U-ST 6075988027

- Series circuits with up to 32 sensors up to PL e
- Connection to an evaluation for ex. safety controller
- Optional connection to a safety sensor for ex. to safety light curtain, with OSSD output to the first CSMS possible
- Highly configurable system for ex. CSMS-SET-R-U-ST 6075988028

- Individual CSMS up to PL e
- Integrated evaluation of a return circuit and start button with direct connection possible to contactors for ex. CSMS-SET-RRS-U-ST 6075988027

or

- Connection to an evaluation for ex. safety controller with or without connection of an additional safety sensor to the first CSMS for ex. CSMS-SET-R-U-ST 6075988028

## CSMS product features




- Performance Level e
- Up to 32 series circuits without leaving the PL e
- High coding level according to draft DIN EN ISO 14119
- An external monitoring device is not necessary
- Connection of a return circuit and start button is possible
- Output current up to 250 mA per safety output
- Large diagnostic possibility
- 3 LEDs for status information of the CSMS
- Switching distance: 13 mm
- Dimensions: 110 mm x 30 mm x 15 mm
- IP 67

Article number	Designation	Description
6075988029	CSMS-SET-RRS-U-KA	Can be switched in series, with EDM and start button monitoring, cable version
6075988027	CSMS-SET-RRS-U-ST	Can be switched in series, with EDM and start button monitoring, M12 connector
6075988030	CSMS-SET-R-U-KA	Can be switched in series, be connected to a monitoring device, cable version
6075988028	CSMS-SET-R-U-ST	Can be switched in series, be connected to a monitoring device, M12 connector
6075989036	T-PIECE AS	T-pieces connections for series circuits, standard/automatic start
6075989037	T-PIECE MS	T-pieces connections for series circuits, manual start
6075989035	CSMS BASIS CONNECTION DEVICE	Connection device for easy and fast installation of the CSMS system
6075989047	CSMS SLAVE TEACH ADAPTER	Tool for teaching in a replacement actuator
6073900070	CSMS SPACER 8MM	Insertion spacer for actuator
6075989044	CSMS SPACER LG 8MM	Insertion spacer for sensor



## CSMS product advantages



- **Safety series circuits** of up to 32 CSMS up to PL e / SIL 3 (category 4)
- **Cost reduction** as there is no need of any additional external monitoring
- **Easy to use** as manual or automatic start is possible with the same CSMS
- **Future Safety** included as the CSMS correspond to the draft of DIN EN ISO 14119 (which supersedes the EN 1088) concerning individual coding (high coding level)
- **Economic system installation** as M12 Connectivity **reduces installation time** and therefore **reduces cost**
- **Time-saving** as **no wiring errors** are possible
- **Time-saving** because of system status indication via the diagnostic interface
- CSMS is tolerant to misalignment **reducing cost of guarding**



**Switch systems –  
Economy meets safety**



**Sensor systems –  
Compact intelligence**



**Enclosure systems –  
Function and design**

[www.bernstein.eu](http://www.bernstein.eu)

## Contact

**International Headquarter  
BERNSTEIN AG**  
Tieloser Weg 6  
32457 Porta Westfalica  
Phone +49 571 793-0  
Fax +49 571 793-555  
[info@de.bernstein.eu](mailto:info@de.bernstein.eu)  
[www.bernstein.eu](http://www.bernstein.eu)

**Denmark  
BERNSTEIN A/S**  
Phone +45 7020 0522  
Fax +45 7020 0177  
[info@dk.bernstein.eu](mailto:info@dk.bernstein.eu)

**France  
BERNSTEIN S.A.R.L.**  
Phone +33 1 64 66 32 50  
Fax +33 1 64 66 10 02  
[info@fr.bernstein.eu](mailto:info@fr.bernstein.eu)

**Italy  
BERNSTEIN S.r.l.**  
Phone +39 035 4549037  
Fax +39 035 4549647  
[info@it.bernstein.eu](mailto:info@it.bernstein.eu)

**United Kingdom  
BERNSTEIN Ltd**  
Phone +44 1922 744999  
Fax +44 1922 457555  
[info@uk.bernstein.eu](mailto:info@uk.bernstein.eu)

**Austria  
BERNSTEIN GmbH**  
Phone +43 2256 62070-0  
Fax +43 2256 62618  
[info@at.bernstein.eu](mailto:info@at.bernstein.eu)

**Switzerland  
BERNSTEIN (Schweiz) AG**  
Phone +41 44 775 71-71  
Fax +41 44 775 71-72  
[info@ch.bernstein.eu](mailto:info@ch.bernstein.eu)

**Hungary  
BERNSTEIN Kft.**  
Phone +36 1 4342295  
Fax +36 1 4342299  
[info@hu.bernstein.eu](mailto:info@hu.bernstein.eu)

**China  
BERNSTEIN Safe Solutions  
(Taicang) Co., Ltd.**  
Phone +86 512 81608180  
Fax +86 512 81608181  
[info@bernstein-safesolutions.cn](mailto:info@bernstein-safesolutions.cn)