

Turnkey Systems

ShapeInspector

Flexible vision system for 2D and 3D inspection

Checks the products with high precision and in multiple areas.
Detects defects and logs the results.

FEATURES

- 2D and 3D inspection
 - Height
 - Diameters, angles
 - Shape
 - Surface
 - Roundness, flatness
- Cosmetic inspection
 - Surface defects
 - Shape
 - Scratches
 - Color
 - Chips
 - Threads
 - Foreign material

Inspected products





Image
Control
We check it ✓



Reduce cost with ShapeInspector

ShapeInspector verifies that your products are manufactured according to specification. It gives you control over material costs, minimizes product returns and optimizes your production.

See production trends and act before defective products gets produced.

Easily compares productivity and quality between different production lines and tools.

Well-proven in manufacturing industry

ShapeInspector is well-proven for 2D and 3D inspection.

The system can easily and rapidly switch between different products to inspect and it is easy to load both manually or by robot.

Vision Systems and Automation Solutions

Turnkey Systems

ShapeInspector

OPTIONS

- Cavity measurements
- Vacuum palette
- Reject station
- Cleanroom adaptable
- Scalable performance


BENEFITS

- Increased productivity
- Fewer product claims
- Higher quality
- Reduced costs
- Quick return of investment


Technical Specifications

Inspection speed	Depending on product
Resolution	High resolution $\pm 5\mu\text{m}$
Adaptable to SCADA	Yes
User interface	Touch screen
Power	230VAC 10A
Product change	Automatic
Communication	Digital, serial, customized on demand
Service	Remote control
Dimensions LxHxW	700x700x800 mm

Swedish company Image Control Systems AB develops and manufactures standard and tailored solutions for the Swedish and international industry. We are dedicated to the delivery of high quality, customer friendly and sustainable systems. When you need to improve your products quality - We check it!



Round table loading



Gripper loading

How does it work?

1. Select product recipe for the inspection.
2. Product or palette loads manually or by robot when the feeder axis is in its outer position.
3. The inspection process is activated manually or by external communication.
4. ShapeInspector moves the product into the system.
5. ShapeInspector runs the inspection sequence with optimized light and camera position.
6. The inspection result is presented on the screen and stored in ShapeInspectors internal database and also reported to external device.
7. The product is removed out of the system and replaced with next product to be inspected.

Image 
Control
We check it ✓