



**VERKTØY A-S
INDUSTRI**

PRODUCT DATA SHEET

VLW18TE

HYDRAULIC VERTICAL LIFTING WEDGE

MINI KIT | STANDARD KIT

LIFTING FORCE:

10,000 psi (700 bar) = 18 T (180 kN)

TOOL WEIGHT = 8.5 kg (18.7 lbs)

KIT COMPONENTS | MINI

- 1 x VLW18TE Wedgehead
 - 1 x 10,000 psi (700 bar) Hydraulic Cylinder
 - 1 x Safety Block
 - 1 x Stepped Block
 - 1 x Hex Key
 - 1 x Countersunk Screw
 - 1 x Instruction Manual
 - 1 x Cardboard Packaging
- Product Code: VLW18TEMIN



KIT COMPONENTS | STD

- 1 x VLW18TE Wedgehead
 - 1 x 10,000 psi (700 bar) Hydraulic Hose, 2m (78.75")
 - 1 x 10,000 psi (700 bar) Hydraulic Cylinder
 - 1 x 10,000 psi (700 bar) HP350S Sealed Hand Pump with Gauge
 - 1 x Safety Block
 - 1 x Stepped Block
 - 1 x Hex Key
 - 1 x Countersunk Screw
 - 1 x Instruction Manual
 - 1 x Carry Case
- Product Code: VLW18TESTDSPB



WEIGHTS AND DIMENSIONS

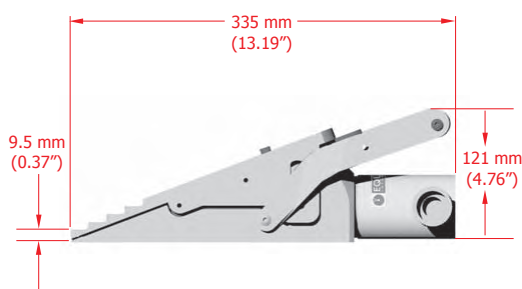
Wedge with Hydraulic Cylinder	= 8.5 kg (18.7 lbs)
Safety Block	= 0.5 kg (1.1 lbs)
Stepped Block	= 0.8 kg (1.7 lbs)
Gross Weight	= 9.8 kg (21.5 lbs)

Packaging Dimensions:
145 x 170 x 365mm (5.71" x 6.69" x 14.37")

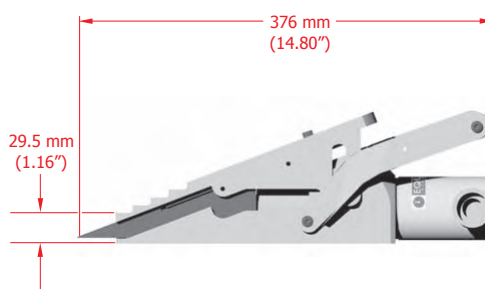
Wedge with Hydraulic Cylinder	= 8.5 kg (18.7 lbs)
Carry Case	= 6 kg (13.2 lbs)
Gross Weight	= 21.5 kg (47.4 lbs)

Carry Case Dimensions:
920 x 520 x 210mm (36.22" x 20.47" x 8.26")

TOOL DIMENSIONS - CLOSED



TOOL DIMENSIONS - OPEN



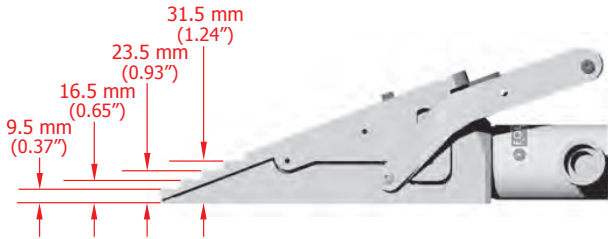
VLW18TE

HYDRAULIC VERTICAL LIFTING WEDGE

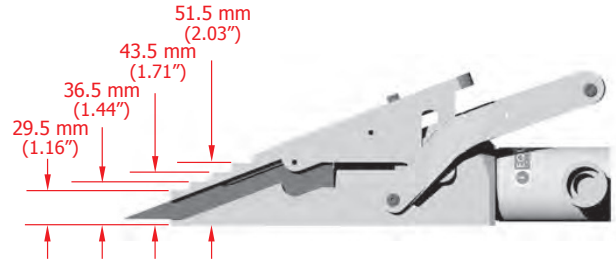
STANDARD KIT



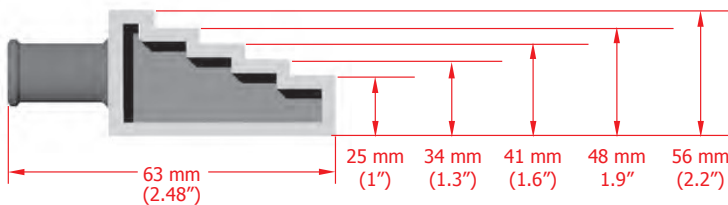
TOOL DIMENSIONS - CLOSED



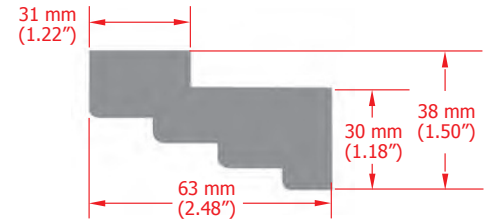
TOOL DIMENSIONS - OPEN



SAFETY BLOCK DIMENSIONS



STEPPED BLOCK DIMENSIONS



PARTS LIST AND EXPLODED DRAWING

ITEM	PART No.	DESCRIPTION	QUANTITY
01	060101-01	WHITE PLASTIC CAP	01 set of 2
02	060701-01	ALLEN KEY	01 each
03	070012-01	SERIAL NO STICKER	01 each
04	070014-01	PINCH POINT STICKER	01 set of 2
05	070053-01	CYLINDER STICKER	01 each
06	070054-01	QC SEALED STICKER	01 set of 2
07	070098-01	EQUALIZER LOGO	01 each
08	201203-01	BLACK HANDLE SLEEVE	01 each
09	300401-01	SCKT SET SCREW	01 set of 2
10	301003-01	HYDRAULIC CYLINDER	01 each
11	301201-01	SPIROL PIN	01 set of 4
12	301301-01	GRUB SCREW	01 each
13	310601-01	GREASE NIPPLE	01 each
14	402701-01	CAP SCREW	01 each
15	402902-01	SCREW FOR HANDLE	05 each
16	500101-01	MAIN BODY	01 each
17	500201-01	TOP PLATE	01 each
18	500302-01	WEDGE TAIL	01 each
19	500401-01	GUIDE PIN	01 set of 2
20	500503-01	PUSH PIN MK III	01 each
21	501101-01	HANDLE LEFT	01 each
22	501201-01	HANDLE RIGHT	01 each
23	501301-01	HANDLE BAR	01 each
24	501401-01	SAFETY BLOCK	01 each
25	501601-01	WASHER FOR TAIL	01 each
26	501901-01	STEP BLOCK	01 each
27	502301-01	GRUB SCREW	01 each
28	503201-01	SLOT PLUG	01 each
29	503301-01	WASHER	01 set of 2
30	503401-01	WASHER	01 set of 2
31	503501-01	SPACER	01 set of 2
32	301403-01	CYLINDER REPAIR KIT (Not Illustrated)	01 kit

