

# HARWI ORCA

Vertical panel saw




# HARWI ORCA

Vertical panel saw

## HARWI ORCA


The **Harwi Orca** is a powerful machine that is equipped with an **automatic moving back panel** and a strong **4 kW (5.5 hp) motor** that indirectly drives the **250 mm  $\phi$  HM saw blade**. The sawing unit is easily adjustable from a vertical to a horizontal cutting position and vice versa and has a standard cutting depth of **55 mm**. The unique frame construction is welded as one piece and guarantees a stable and robust basis. In addition, the machine is equipped with **two midway fences** for cutting smaller material at height, a **reiteration stop** for repetitive horizontal cuts and **program stops** for maintaining common settings. In addition, you can work flexibly and lightly with the ergonomic sawing handle.



# Specifications

| Type                     | Orca 1250     | Orca 1550     | Orca 1850     | Orca 2150     |
|--------------------------|---------------|---------------|---------------|---------------|
| Height of cut horizontal | 1250 mm       | 1550 mm       | 1850 mm       | 2150 mm       |
| Height of cut vertical   | 1300 mm       | 1600 mm       | 1900 mm       | 2200 mm       |
| Length of cut            | 2500 mm       | 3300 mm       | 4300 mm       | 4300 mm       |
| Depth of cut             | 55 mm         | 55 mm         | 55 mm         | 55 mm         |
| Diameter saw blade       | ∅ 250 mm      | ∅ 250 mm      | ∅ 250 mm      | ∅ 250 mm      |
| Diameter scoring saw*    | ∅ 70 mm       | ∅ 70 mm       | ∅ 70 mm       | ∅ 70 mm       |
| Motor power              | 4 kW (5.5 hp) | 4 kW (5.5 hp) | 4 kW (5.5 hp) | 4 kW (5.5 hp) |
| Voltage                  | 400V/3~       | 400V/3~       | 400V/3~       | 400V/3~       |
| Spindle speed            | 2800 rpm      | 2800 rpm      | 2800 rpm      | 2800 rpm      |
| Saw blade rpm            | 5000 rpm      | 5000 rpm      | 5000 rpm      | 5000 rpm      |
| Scoring saw rpm*         | 13000 rpm     | 13000 rpm     | 13000 rpm     | 13000 rpm     |
| Diameter dust extraction | ∅ 100 mm      | ∅ 100 mm      | ∅ 100 mm      | ∅ 100 mm      |
| Weight                   | 530 kg        | 620 kg        | 670 kg        | 700 kg        |

\* Optional

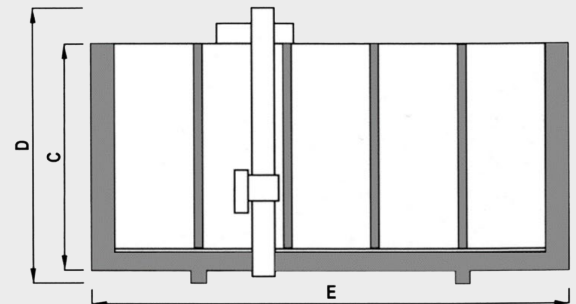
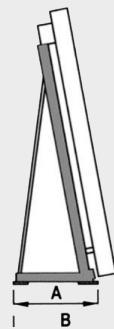


## Options

- Digital read-out horizontal cuts
- Digital length-stop
- Electromagnetic clamping for horizontal cuts
- 1 extra midway fence (1550, 1850, 2150)
- 2 extra midway fences (1850, 2150)
- Extra length stop (analog)
- Length stop guiding block
- Frequency converter 4 kW (rpm saw blade)
- Support midway fence
- Guiding block support fence
- Socket for dust extraction
- Transport rollers (foot operated)
- Transport rollers (pneumatic)
- TRK system (dust extraction ∅ 160 mm)
- Scoring saw
- Cutting depth 60 mm
- 1 or 2 meter extra length of cut
- Special cutting heights/cutting lengths
- Deviating motor voltage

## Measurements

| Type | 1250    | 1550    | 1850    | 2150    |
|------|---------|---------|---------|---------|
| A    | 800 mm  | 800 mm  | 900 mm  | 900 mm  |
| B    | 1200 mm | 1200 mm | 1400 mm | 1400 mm |
| C    | 1700 mm | 2000 mm | 2300 mm | 2600 mm |
| D    | 2150 mm | 2450 mm | 2700 mm | 3000 mm |
| E    | 3300 mm | 4300 mm | 5300 mm | 5300 mm |





## Our mission

Through combining experience and craftsmanship with service and development, we strive for an optimal working environment in which safety, ergonomics and health come first.

The robust nature and the long service life of our machines characterize our passion for technology. Our core business is the delivery of standard sawing solutions in the wood industry. However we also use our expertise and knowledge to aid our customers in process specific sawing solutions.

## Our company

Harwi has been producing its sustainable sawing machines in Helmond in Brabant since 1960. Our specialization and expertise in the wood industry in particular has been ensuring satisfied customers for years.

Providing innovative sawing solutions within the Netherlands and abroad is the foundation of our organization. Within this foundation we prioritize user friendliness and quality.

Check all our machines and options

[www.harwi.nl](http://www.harwi.nl)

### Harwi Holland BV

Lage Dijk 28

5705 BZ Helmond

The Netherlands

T +31 (0)492 54 33 55

[sales@harwi.nl](mailto:sales@harwi.nl)

[www.harwi.nl](http://www.harwi.nl)

