


TOOTHED BELTS

PROCESSING

COATING

CAMS

COMPONENTS



FEC CONSULTING

Professional consulting and production




**FEC Consulting**

## MAKING AS YOU WISH

Day by day it is our most motivating challenge to make sure that our customers will successfully apply our products. We are committed to produce innovative toothed belts and toothed lock washers, to be flexible in implementing customer requests, meticulous in matters of quality – all these with the creativity and competency of our application engineers and chemists.



CNC PRODUCTION



COATING

## NON STOP WORKING FOR YOU

To get an impression who you are dealing with at FEC Consulting see some facts:

- leading producer of special toothed belts / refinement of toothed belts
- more than 50 employees are getting active for you
- six branches in Germany alone
- many sales partners abroad
- twenty years of experience in the sector of toothed belts refinement and processing guarantee first-class products.

Beside the product quality our main focus is service and counselling. Anyone of high demands should contact us, for we will provide you at once with realistic solutions to your problem.

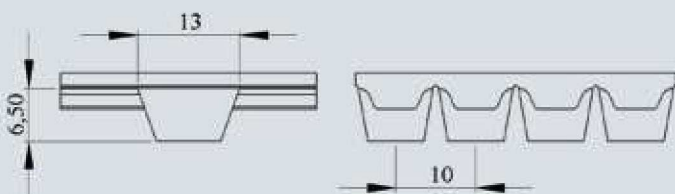

## WE HELP AT ONCE IN ANY CASE OF NEED

When it matters, for you we move up a gear immediately: In case of an emergency our express service comes into action and helps you to avoid a bottleneck.



# TOOTHED BELTS

HERE EVERYTHING TAKES SHAPE



Sound us out – NK toothed belt systems are certainly up to the task.

We produce complete toothed belts in widths that were known before only from conveyor belts

- High performance belts for drive technology
- Conveyor toothed belts with width up to 500 mm
- Coated belts with width up to 500 mm
- Cam toothed belts with width up to 500 mm
- Toothed lock washers and shafts of up to 1,500 mm in width

## TOOTHED BELTS - A STRONG COMPOSITE PRODUCT

We manufacture in particular polyurethane elastomer toothed belts with embedded steel or Kevlar cords. Due to the thermoplastic properties, this design makes it possible to weld on tappets and back supports. Furthermore, it also permits the precise grinding of profiles with close tolerance dimensions.

## THE STRENGTH IN UNOBTRUSIVE ELEMENTS

We can supply the embedded cords that determine the tension and expansion behavior of the toothed belt in various designs:

Steel cord galvanized (standard)

Steel cord „Niro“ (non-corroding)

Steel cord „E“ (high bending cycles)

Kevlar cords (aramid fiber - high bending cycles, chemically stable)

Furthermore, we can also deploy reinforced cords to fulfill occurring load cases.



## COMPATIBLE TOOTH BY TOOTH

Our toothed belts can be adapted optimally to the respective requirements.

Here are the design/ basic properties:

- Diverse cord variants (see above)
- PA fiber on tooth side (coefficient of friction)
- Additional back coatings and profiling
- Precise cycling of products
- Synchronous rotational angle transmission
- Low bearing load / initial load
- Thermal stability -15°C to +80°C
- Oil and grease resistance as compared with primitive oils

Just ask for our advice!

## TWO WHICH COMPLEMENT EACH OTHER

Accurate meshing of toothed belts and toothed belt pulleys is decisive for desired functionality. We are able to optimise the tooth meshing clearance according to demand

Beside the extensive range of standard pulleys we offer you individual products, which we manufacture ready for mounting according to your drawing.



# TOOTHED BELT

TECHNICAL DATA

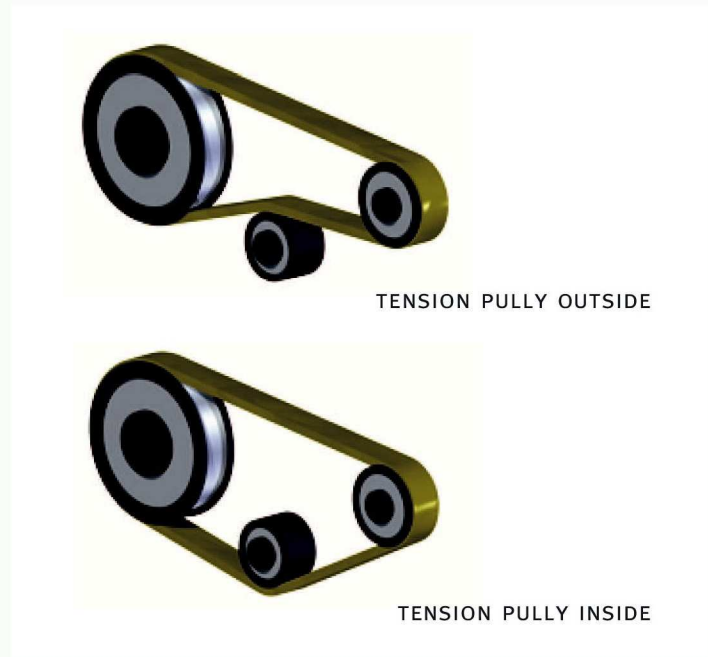
## OUR STOCK FOR YOU

- Metric toothed belts: profile T and AT
- Inch toothed belts: profiles XI, L, H and XH
- Metric toothed belts: profiles HTD 5M, 8M and 14M

optionally with load-bearing element made of steel cord or kevlar

optionally with PA fabric in tooth flanks and back

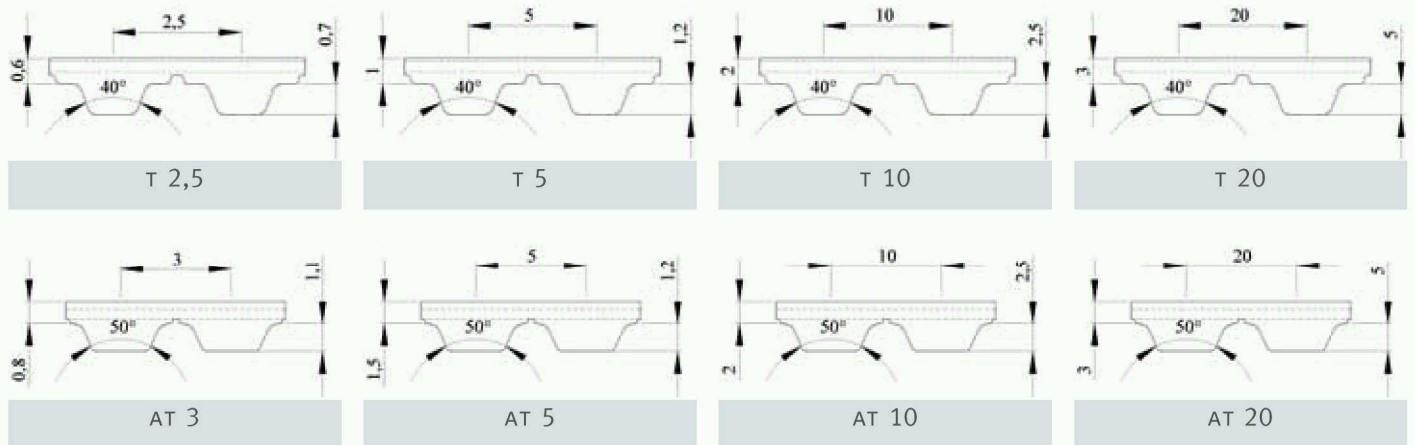
Here follow some data on profiles and corresponding pulleys:



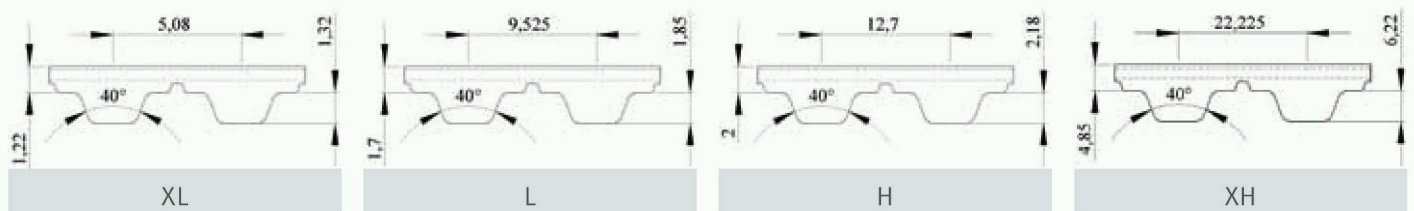
TENSION PULLY OUTSIDE

TENSION PULLY INSIDE

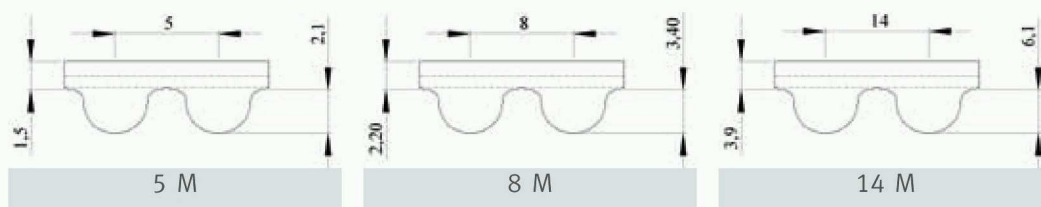
## METRIC TOOTHED BELTS



## INCH TOOTHED BELTS




## HTD TOOTHED BELTS






PROFILE / RATIO OF DIAMETER

	TENSION PULLY INSIDE		TENSION PULLY OUTSIDE	
	Z min	D min	Z min	D min
T 2,5	15	15	18	18
T 5	10	30	15	30
T 10	12	60	20	60
T 20	15	120	25	120
AT 3	15	20	20	20
AT 5	12	18	20	50
AT 10	15	50	25	120
AT 20	18	120	25	180
XL	25	60	25	60
L	20	60	25	80
H	14	60	20	80
XH	18	150	25	180
5 M	16	50	20	60
8 M	20	60	22	120
14 M	26	120	28	180



MOBILE WELDING TOOL




STANDARD CONNECTION



PIN-JOIN-CONNECTOR

# PROCESSING

EXACTLY AS IT SHOULD BE



- CNC milling
- CNC drilling
- NC coating
- Aquajet cutting
- NC cam mounting



Modern machinery is operating with utmost precision.  
We supply the required toothed belts.  
Of utmost precision, too, made on customer's request.


**ANY SPECIAL DEMANDS?**

Then you are just right here.  
We provide for you creative space to insert new ideas.

Creativity, absolute commitment to success and persistence in realising new ideas are the trademarks of our staff in production and sales.


But of course we also operate the most current CNC equipment.

These are essentially developed by us in-house.



ACCUMULATING CONVEYOR

WATER JET TECHNOLOGY






# PROCESSING

## MECHANICAL PROCESSING

Among our range of processing technologies are

- Perforation – Vacuum ZR
- Profiling – Haul-off belt
- Sand – Finish of surface
- Water jet technology
- CNC milling
- CNC drilling
- Processing to width of up to 500 mm

Our centrepiece is the CNC production, which we specially designed for additional treatment of toothed belts, coatings and transport cams. These include DL toothing, elaborate hole patterns, longitudinal and transverse profiling..




LONGITUDINAL GROOVE




REMOVE TEETH




TRANSVERSAL GROOVE



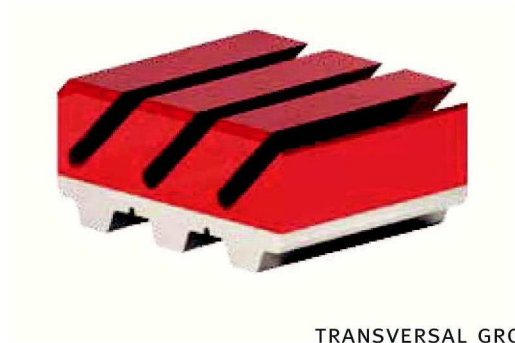
POCKETS / ERECTING




LONGITUDINAL GROOVE



SUCTION BELT



TRANSVERSAL GROOVE



SUCTION BELT




DL TOOTHING



PIERCING




FILLET




POCKETS






Coating on request: Several characteristics of the coating


- high friction coefficient
- low friction coefficient
- soft, hard, elastic
- non-adhesive
- heat-resistant
- acid-resistant
- and much more




SUPER GRIP



SAW TOOTH PROFILE



KNOBS WHITE



FISHBONE PROFILE

### WHY ARE THERE DIFFERENT COATINGS?

That's easy – because our customers' demands are as manifold as the number of different coatings.

Different friction coefficients, grades or robustness are only a few of the parameters that limit the choice.

Utmost precision in coating toothed belts we acquire by using CNC-controlled equipment. Thus special setting parameters can be recalled any time.

For your safety – even with regular demand.

We are also able to coat conveyor belts and v-belts.



### MATERIALS FOR ANY REASON

We will be glad to assist you in selecting the ideal coating. Whether horizontal or vertical transport, whether accumulating operation or haul-off belts: Together we will find the right solution.

For this we rely on our long-term experience. Our own experiments with the materials we use and the results thereof give us – and you – best safety, too.

The desired effect is often gained not by a single material but by a combination of various materials. A huge selection of combinations is available for such a kind of sandwich coating.

Of course, the characteristics can be altered and refined by further mechanical processing.



COMBINATED COATING WITH TRAVERSE ERECTION



## COATING MATERIALS



1  
CHROME LEATHER

Basically we can coat all kinds of toothed belts with all flexible materials. With our standard materials more than 90% of the special applications can be realized. For precise regulations please ask for our counselling. Our expert representatives take pleasure in advising you locally.




2  
NOVOVLIES



3  
POLYAMIDE FABRIC




4  
CELLOFLEX




5  
SYLOMER - G




6  
SYLOMER - R



7  
SYLOMER - L



8  
SYLOMER - M



9  
SYLOMER - P




10  
PU FOIL 85 DEGREE




11  
PU FOIL 60 DEGREE




12  
PU LONGITUDINAL GROOVE



13  
PU-YELLOW



14  
PU-GREY




15  
POLYTAN



16  
PVC-BLUE




17  
PVC-WHITE



18  
KNOBS WHITE




19  
FISHBONE PROFILE




20  
SAW TOOTH PROFILE



21  
SUPERGRIP-GREEN



22  
SUPERGRIP-WHITE



23  
SUPERGRIP-PETROL



24  
SUPERGRIP-BLACK



25  
POROLEN



26  
EPDM




27  
RUBBER-WHITE




28  
CORREX



29  
LINATEX



30  
LINATRILITE



31  
ELASTOMER-GREEN




32  
RUBBER SPONGE



33  
TEFLON



34  
MAGNETIC FOIL







































35  
RP 400



36  
VITON

## MATERIAL-LISTE

No	Description	Material	Code	Colour	Shore/A Density/RG	M-factor Deflection*	M-strength mm
1	Chrome leather	Natural leather	LED	 grey	n.a.	25	app. 3
2	Novovlies	Polyester fibre	NOVO	 anthrazite	n.a.	25	app. 1,5/2,5
3	Polyamide fabric	Polyamide	PAR	 green	n.a.	60	app. 0,5
4	Celloflex	Polyurethane	CELL	 beige	RG 400	20	2,0 - 10,0
5	Sylomer - G	Polyurethane	SYG	 yellow	RG 160	10	12,0
6	Sylomer - R	Polyurethane	SYR	 blue	RG 220	15	6,0/12,0
7	Sylomer - L	Polyurethane	SYL	 green	RG 300	15	6,0/12,0
8	Sylomer - M	Polyurethane	SYM	 brown	RG 400	20	6,0/12,0
9	Sylomer - P	Polyurethane	SYP	 red	RG 500	25	12,0
10	PU foil 85 degree	Polyurethane	HV	 transparent	85°A	30	1,0-4,0
11	PU foil 60 degree	Polyurethane	PU60	 transparent	60°A	25	2
12	PU longitudinal groove	Polyurethane	PU-LR	 transparent	60°A	30	2,0
13	PU - yellow	Polyurethane	PU-GE	 yellow	55°A	20	2,0-10,0
14	PU - grey	Polyurethane	PU-GR	 grey	55°A	20	2,0/3,0
15	Polytan	Polyurethane	POLY	 natural	70°A	25	2,0-5,0
16	PVC - blue	Polyvinyl chloride	PVC-B	 blue	40°A	20	1,0-3,0
17	PVC - white	Polyvinyl chloride	PVC-WEISS	 white	65°A	25	app. 1,5
18	Knobs white	Polyvinyl chloride	NW	 white	65°A	20	app. 1,8
19	Fishbone profile	Polyvinyl chloride	FG	 white	65°A	30	app. 3,0
20	Saw tooth profile	Polyvinyl chloride	SZ	 white	65°A	25	app. 3,0
21	Supergrip - green	Polyvinyl chloride	SG-G	 green	40°A	20	app. 3,5
22	Supergrip - white	Polyvinyl chloride	SG-W	 white	50°A	25	app. 3,5
23	Supergrip - petrol	Polyvinyl chloride	SG-P	 petrol	40°A	20	app. 3,5
24	Supergrip - black	Rubber	SG-S	 black	70°A	25	app. 3,5
25	Porol	Rubber	PO	 black	RG 165	10	2,0-15,0
26	EPDM	Rubber	EPDM	 black	70°A	25	2,0-10,0
27	Rubber - white	Rubber	GU-W	 white	50°A	20	2,0-10,0
28	Correx	Natural rubber	CO	 beige	40°A	20	4,0-10,0
29	Linatex	Natural rubber	LIN	 red	40°A	20	1,6-12,0
30	Linatrilite	Polymer - NBR	LNL	 orange	50°A	25	2,4-5,0
31	Elastomer - green	Rubber	ELAST	 green	60°A	25	1,0/2,0
32	Rubber sponge	Rubber	SCH	 orange	RG 250	10	10,0/15,0
33	Teflon	PTFE	TEF	 grey	k.A.	300	0,3
34	Magnetic foil	Rubber Ferrit	MAG	 brown	k.A.	100	1
35	RP400	Rubber	RP400G	 yellow	38°A	20	2 - 6
36	Viton	Rubber	VIT	 black	75°A	25	3 / 5

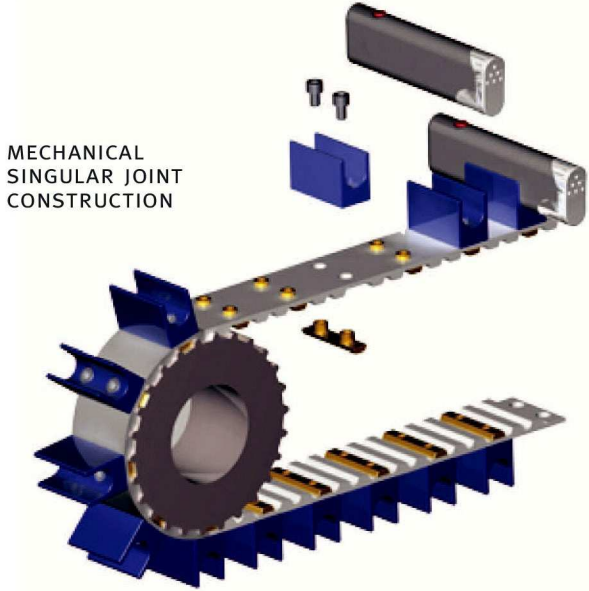
\* Minimal diameter = material strength x material factor

*This diameter is an approximate value, please ask for our counselling.*





- Our offers:
- Injection moulding cams made of PUR
  - Cams made of PUR elongated material 92° Shore-A
  - Cams with insert nuts and bolts
  - Pluggable cams, interchangeable
  - Cam connections, welded or bolted together
  - Welded without weld bead



MECHANICAL SINGULAR JOINT CONSTRUCTION


**THEY TAKE ALONG WHAT IS IN REACH**

Optimum shear strength we achieve by optimum welding technology and corresponding equipment, avoiding welding beads.

**VARIOUS PRODUCTS – VARIOUS CAM SHAPES**


Other than a variety of standard cams, we are able to design and produce special cams. The desired shapes we produce in our tools manufacturing department, the final production is made by our own injection moulding.

Always where there is mining, feeding or positioning toothed belts with profiling in the shape of carriers or cams prove their need. From transport to protection of precise processes in production transport cams play an outstanding role.



ADJUSTABLE KNOBS

TOOL CARRIER







- Our offers:
- toothed lock washer / synchronous pulleys
  - self tracking pulleys
  - Synchronizing shafts
  - Clamping sets
  - Clamping connector
  - Tension rollers
  - Support railings

Beside the toothed belt systems we offer you an extensive program of associated components for all driving and conveyor belts.



TOOTHED PULLEYS



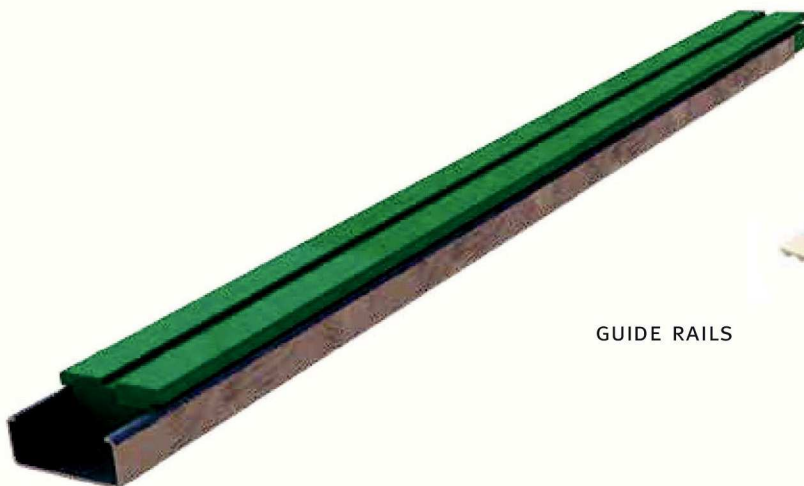
CLAMPING SETS



CLAMP CONNECTORS



TENSION ROLLERS



GUIDE RAILS



CLAMPING PLATES





**FEC Consulting**

**FEC CONSULTING - DENMARK**

Industrivænget 10 - DK3320 Skævinge

Tel. +45 48248545

Fax. +45 48261161

E-mail: [Info@fecconsult.dk](mailto:Info@fecconsult.dk)

[www.fecconsult.dk](http://www.fecconsult.dk)