



ULTRAFILTER
THE FILTRATION MANUFACTURER
THE SCANDINAVIAN FILTRATION PARTNER



ULTRAFILTER H² FILTER ELEMENT






WWW.ULTRA-FILTER.COM

H² FILTER ELEMENT

(Catalyst (Hopcalite) + Particulate)



Technical Data

-  Borosilicate micro fibers
-  1,5 - 45°C
-  0-16 barg
-  PA6 end caps
-  NBR

APPLICATION:

Compressed breathing air

Class 1 Solid particles rating According to ISO8573-1

New H² two stage filter elements have been specifically developed for high efficient reduction of carbon monoxide as well as some other substances⁽²⁾ from compressed breathing air⁽¹⁾.

In first stage Hopcalite catalyst reduces specified substances from the air and in second stage depth fiber filter media intercepts all Hopcalite dust particles.

It is essential that coalescing filter element is installed as pre-filter to the H² grade filter and that relative humidity is sufficiently low.

⁽¹⁾For any other technical gas please contact us.

⁽²⁾For any other substance please contact us or your local dealer.

⁽³⁾H² grade filter element can be used in variety of applications. For applications not listed please contact us or your local dealer.

Technical Specifications / Materials

| | |
|--|------------------------------|
| Operating pressure | 0 - 16 barg |
| Inlet humidity | -40°C (pressure dew point) |
| Particle retention (nominal) | 99,9999% (0,1µm) |
| Particle retention rate ISO ⁽⁴⁾ | 99,98% |
| Flow direction | INSIDE to OUT |
| Filter media | Borosilicate micro fibers |
| Drainage media | Polyester based polyurethane |
| Support | Stainless Steel 1.4301 |
| Chamber | Acryl |
| Bonding | Polyurethane |
| Endcaps | PA6 |
| Sealing | NBR |

⁽⁴⁾Tested according to ISO12500-3, 1bar(a), nominal flow, 06050 M, Most penetrating particle size MPPS 0,3mm

H² FILTER ELEMENT

(Catalyst (Hopcalite) + Particulate)



Sizes

| Filter element size | Dimensions (mm) | Flow capacity Nm ³ /h | Fits into filter housing | mbar at Nominal flow | Hopcalite (g) |
|---------------------|-----------------|----------------------------------|--------------------------|----------------------|---------------|
| 07050 H2 | Ø=51;h=70 | 78 | AF 0076 | 80 | 35 |
| 14050 H2 | Ø=51;h=140 | 120 | AF 0106 | 110 | 135 |
| 12075 H2 | Ø=75;h=125 | 198 | AF 0186 | 120 | 155 |
| 22075 H2 | Ø=75;h=225 | 335 | AF 0306 | 420 | 430 |
| 32075 H2 | Ø=75;h=325 | 510 | AF 0476 | 730 | 740 |
| 50075 H2 | Ø=75;h=505 | 780 | AF 0706 | 1400 | 1310 |

Ø=Diameter; h=Height

Differential pressure (mbar) at % of nominal flow

| Filter element size | 25% | 50% | 75% | 100% |
|---------------------|------------|-----|---------|------|
| 07050 H2 | Ø=51;h=70 | 78 | AF 0076 | 80 |
| 14050 H2 | Ø=51;h=140 | 120 | AF 0106 | 110 |
| 12075 H2 | Ø=75;h=125 | 198 | AF 0186 | 120 |
| 22075 H2 | Ø=75;h=225 | 335 | AF 0306 | 420 |
| 32075 H2 | Ø=75;h=325 | 510 | AF 0476 | 730 |
| 50075 H2 | Ø=75;h=505 | 780 | AF 0706 | 1400 |

To reach required pressure drop reduce the flow.

*It is strongly recommended to reduce the flow so that pressure drop is below 350mbar

IMPORTANT:

- Differential pressure should never exceed 1500mbar, otherwise filter element can be damaged.
- If filter housing is equipped with differential pressure gauge check max. allowable differential pressure of the gauge.
- If tie-rod is used to fix the element into filter housing max differential pressure must not exceed 350mbar.

CORRECTION FACTORS:

To calculate the correct capacity of a given filter based on actual operating conditions, multiply the nominal flow capacity by the appropriate correction factor(s).

CORRECTED CAPACITY = NOMINAL FLOW CAPACITY x COP

Operating Pressure

| bar | 2 | 3 | 4 | 5 | 6 | 7 | 8 | 9 | 10 | 11 | 12 | 13 | 14 | 15 | 16 |
|-----------------|------|-----|------|------|------|-----|------|------|------|------|------|------|------|------|------|
| psi | 29 | 44 | 58 | 72 | 87 | 100 | 115 | 130 | 145 | 160 | 174 | 189 | 203 | 218 | 232 |
| C _{op} | 0,38 | 0,5 | 0,63 | 0,75 | 0,88 | 1 | 1,13 | 1,25 | 1,38 | 1,50 | 1,63 | 1,75 | 1,88 | 2,00 | 2,13 |

IMPORTANT:

Replace filter element at least every 3 month or sooner if it is required for specific application.



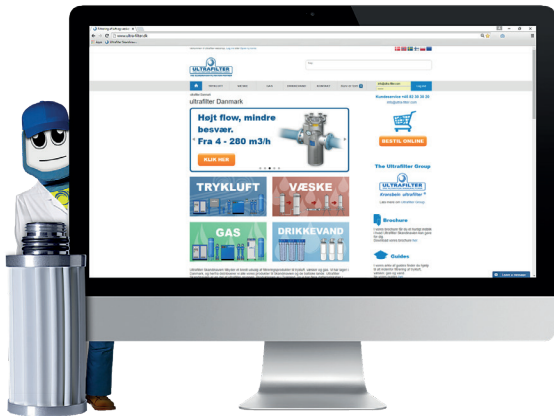
ULTRAFILTER

THE FILTRATION MANUFACTURER

THE SCANDINAVIAN FILTRATION PARTNER

SHOP ONLINE

At www.ultra-filter.com you will find a wide selection of filtration products ready for you to order.



www.ultra-filter.com

ABOUT US


Ultrafilter Scandinavia offers a wide selection of filtration products for compressed air, liquids and gas. We have stock in Denmark and from here we distribute all of our products to Scandinavia and the Baltic countries.

Ultrafilter Scandinavia is a part of the Ultrafilter group. Our production facility is in Germany and we have several subsidiaries in Europe and the United States.

You can buy our products on local websites. Information about our products as well as brochures and manuals can be found on our website (www.ultra-filter.com).

We can adapt all of our filtration products to your needs, and we offer visits from our consultants in order to find the right solution for you. We also offer on going service on our products once they are installed.

FILTRATION OF



ULTRAFILTER SKANDINAVIEN APS

Sunekær 1
5471 Søndersø
Denmark

+45 82 30 30 20
info@ultra-filter.com
www.ultra-filter.com